



US00D389365S

# United States Patent [19]

Lipson

[11] Patent Number: Des. 389,365

[45] Date of Patent: \*\*Jan. 20, 1998

[54] WAVY STRAW

[75] Inventor: Erik Lipson, Philadelphia, Pa.

[73] Assignee: Fun-Time International, Inc., Philadelphia, Pa.

[\*\*] Term: 14 Years

[21] Appl. No.: 60,184

[22] Filed: Sep. 24, 1996

[51] LOC (6) CL ..... 07-06

[52] U.S. Cl. .... D7/300.2; D21/61

[58] Field of Search ..... D7/300.2; D8/499; D21/61; 215/229, 388; 239/33; 446/15

[56] **References Cited**

**U.S. PATENT DOCUMENTS**

2,063,803	12/1936	Gildersleeve	.....	D7/300.2	X
2,557,411	6/1951	Butsch	.....	239/33	
3,517,884	6/1970	Horvath	.....	239/33	
5,184,774	2/1993	Lipson	.....	239/33	

Primary Examiner—Terry A. Wallace  
Attorney, Agent, or Firm—Gifford, Krass, Groh, Sprinkle, Patmore, Anderson & Citkowski, P.C.

[57] **CLAIM**

The ornamental design for a wavy straw, as shown.

**DESCRIPTION**

FIG. 1 is a front elevation view of a wavy straw showing my new design;  
 FIG. 2 is a left side elevation view thereof;  
 FIG. 3 is a rear elevation view thereof;  
 FIG. 4 is a right side elevation view thereof;  
 FIG. 5 is a top plan view thereof;  
 FIG. 6 is a bottom plan view thereof;  
 FIG. 7 is a front elevation view of an alternate embodiment of FIG. 1;  
 FIG. 8 is a left side elevation view of FIG. 7;  
 FIG. 9 is a rear elevation view of FIG. 7;  
 FIG. 10 is a right side elevation view of FIG. 7;  
 FIG. 11 is a top plan view of FIG. 7;  
 FIG. 12 is a bottom plan view of FIG. 7;  
 FIG. 13 is a front elevation of an alternate embodiment of FIG. 1;  
 FIG. 14 is a left side elevation view of FIG. 13;  
 FIG. 15 is a rear elevation view of FIG. 13;  
 FIG. 16 is a right side elevation view of FIG. 13;  
 FIG. 17 is a top plan view of FIG. 13; and  
 FIG. 18 is a bottom plan view of FIG. 13.

1 Claim, 3 Drawing Sheets

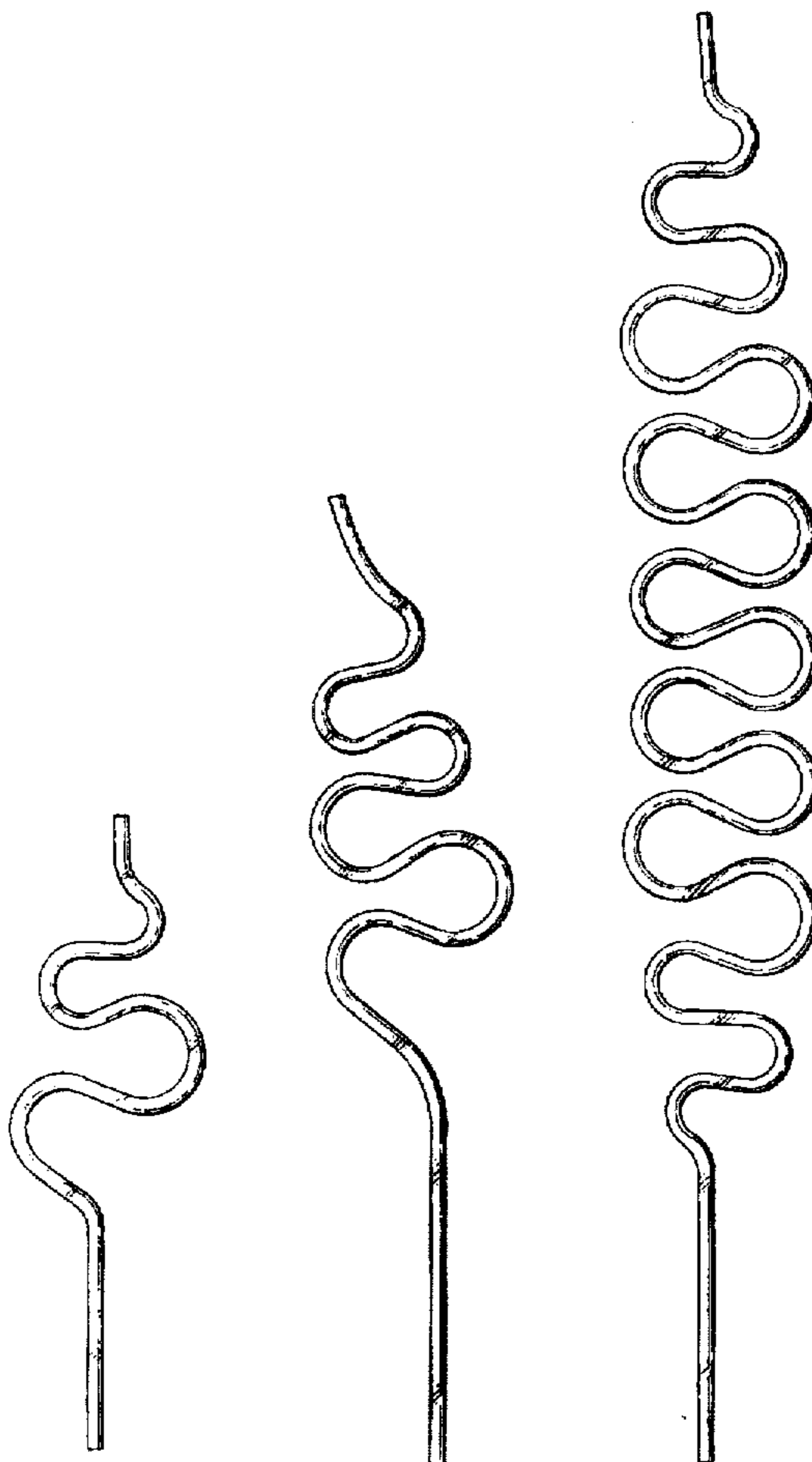


FIG-1




FIG-2

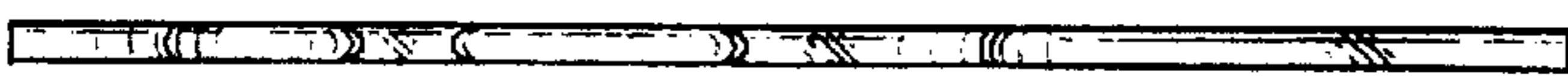


FIG-3




FIG-4

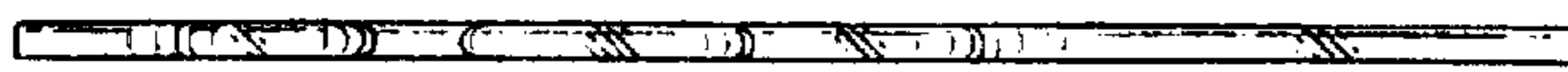


FIG-5



FIG-6




FIG-7



FIG-11



FIG-12



FIG-10




FIG-9



FIG-8




FIG-13



FIG-14




FIG-15



FIG-16



FIG-17

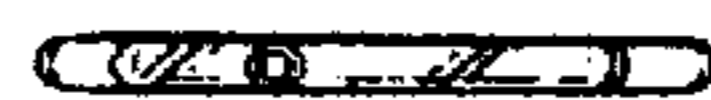


FIG-18