



US00D389356S

**United States Patent** [19]  
**Calabrese**

[11] **Patent Number: Des. 389,356**  
[45] **Date of Patent: \*\*Jan. 20, 1998**

[54] **DRUM STICK HOLDER**

[76] **Inventor: David Calabrese, 137 Kennedy Dr., Lodi, N.J. 07644**

[\*\*] **Term: 14 Years**

[21] **Appl. No.: 55,107**

[22] **Filed: May 29, 1996**

[51] **LOC (6) Cl. .... 07-06**

[52] **U.S. Cl. .... D6/569**

[58] **Field of Search ..... D6/569, 512, 552-553, D6/567, 572; 211/13, 71, 10, 34, 35, 75, 87, 601, 65, 68**

[56] **References Cited**

**U.S. PATENT DOCUMENTS**

D. 247,327	2/1978	Tracy	.....	D6/569 X
D. 292,754	11/1987	Mascenic, Jr.	.....	D6/569 X
D. 303,054	8/1989	Mendenhall	.....	D6/553
D. 304,656	11/1989	Hancock	.....	D6/553

*Primary Examiner*—Susan J. Lucas  
*Assistant Examiner*—Pamela Burgess  
*Attorney, Agent, or Firm*—Lerner, David, Littenberg, Krumholz & Mentlik

[57] **CLAIM**

The ornamental design for a drum stick holder, as shown and described.

**DESCRIPTION**

FIG. 1 is a front elevational view of a drum stick holder showing my new design, the broken line disclosure of drumsticks is for illustrative purposes only and forms no part of the claimed design;

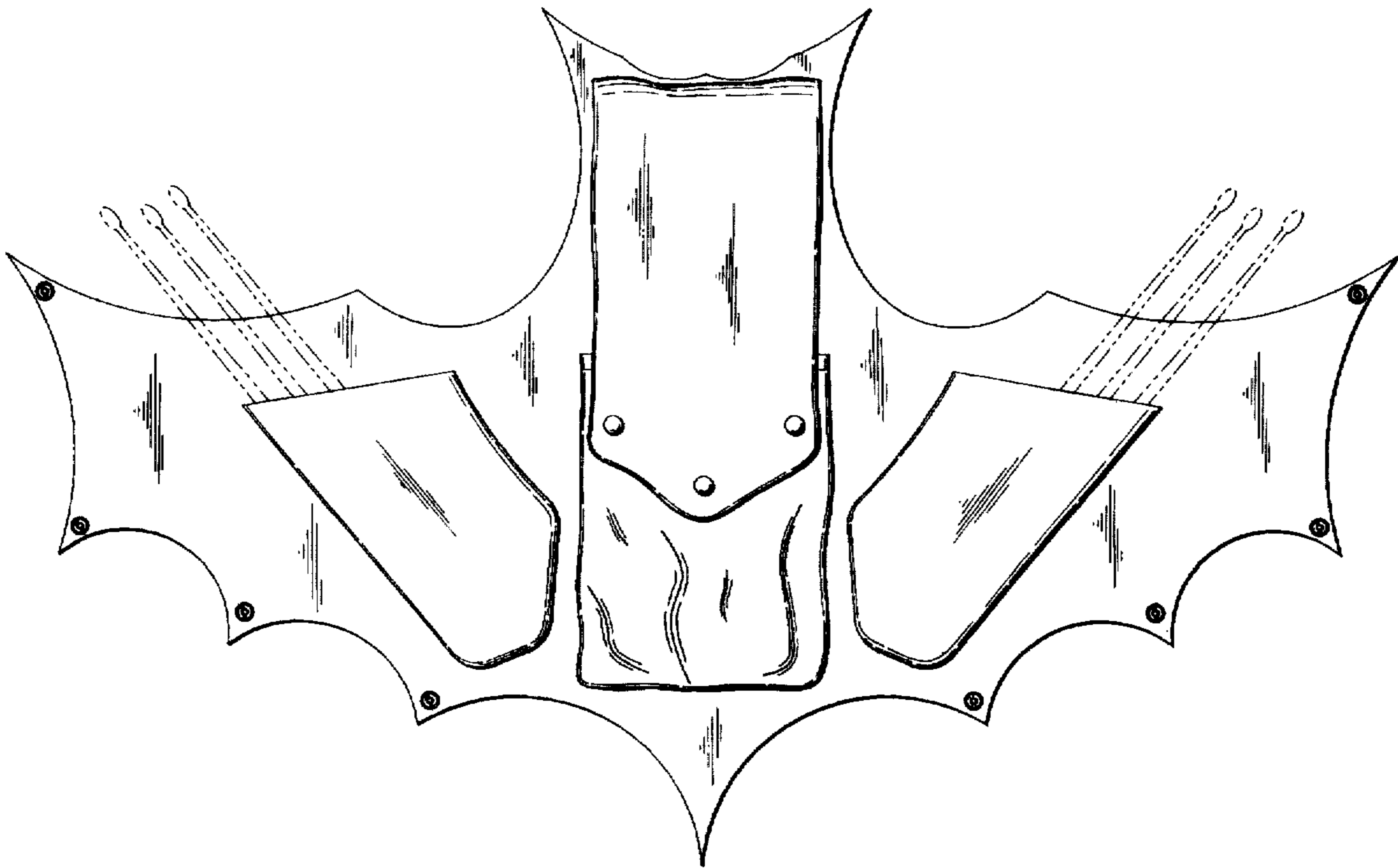
FIG. 2 is a rear elevational view thereof;

FIG. 3 is a top plan view thereof;

FIG. 4 is a bottom plan view thereof; and,

FIG. 5 is a right side view thereof (the left side view is a mirror image of the right side).

**1 Claim, 3 Drawing Sheets**



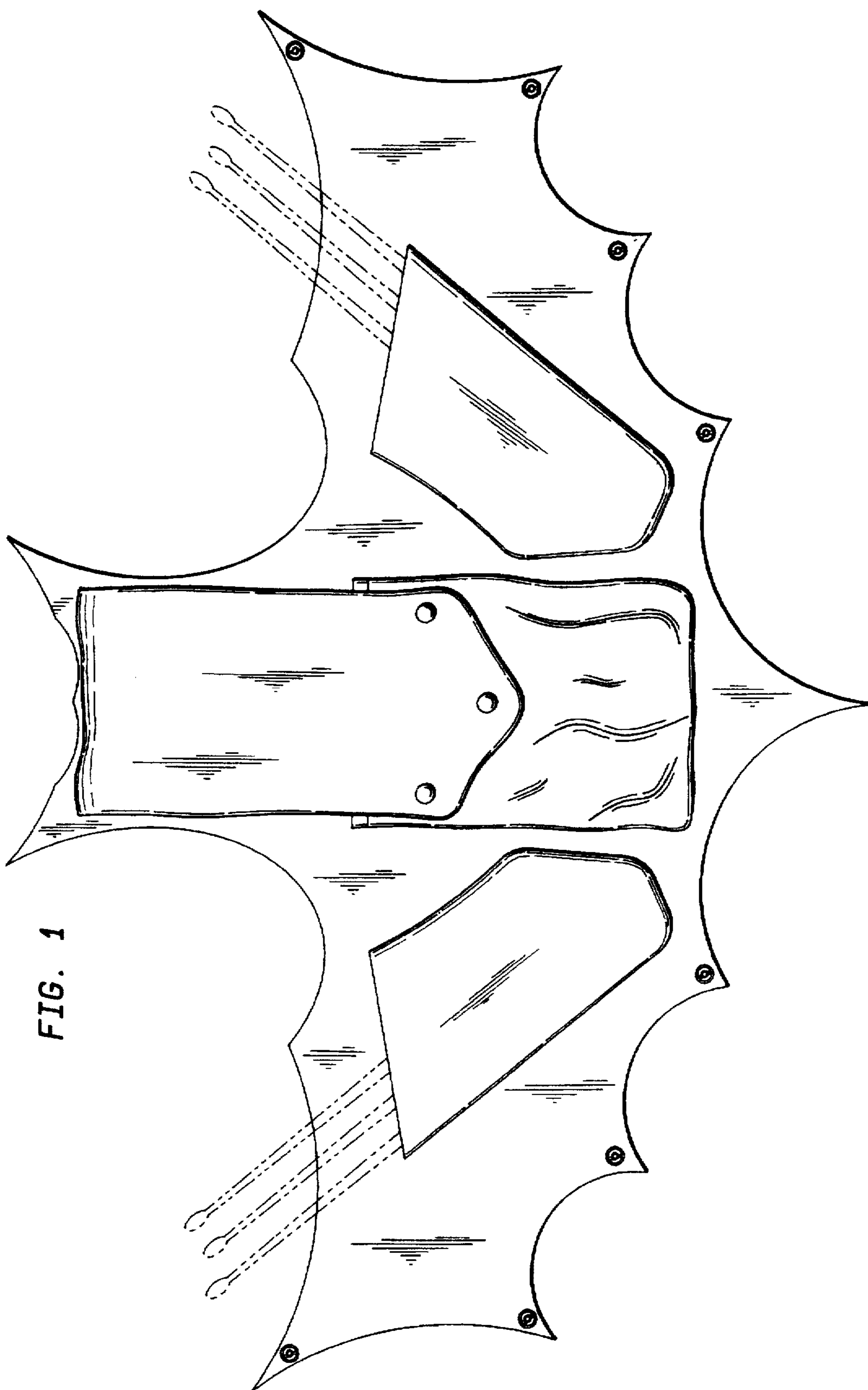


FIG. 1

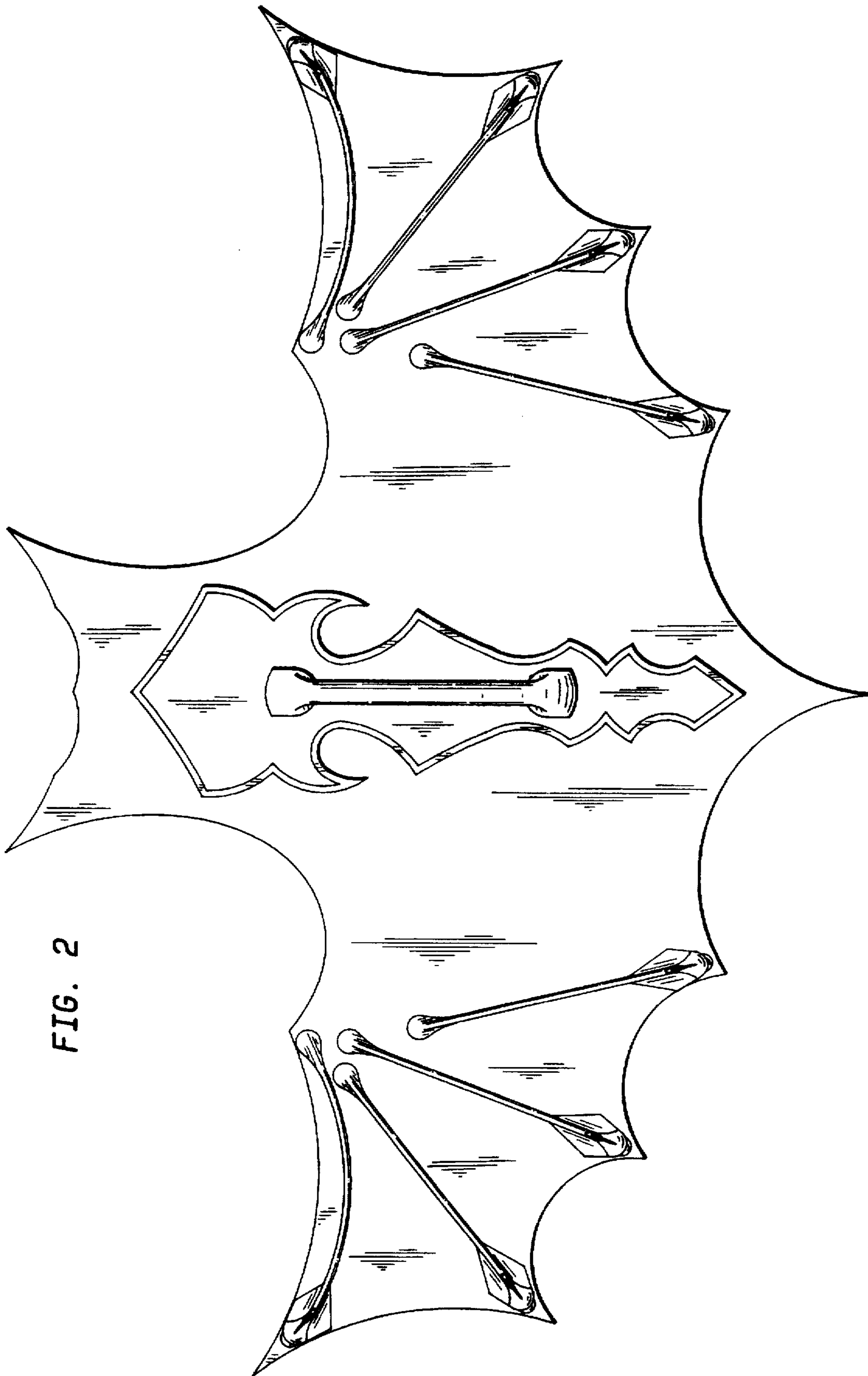


FIG. 2

FIG. 3

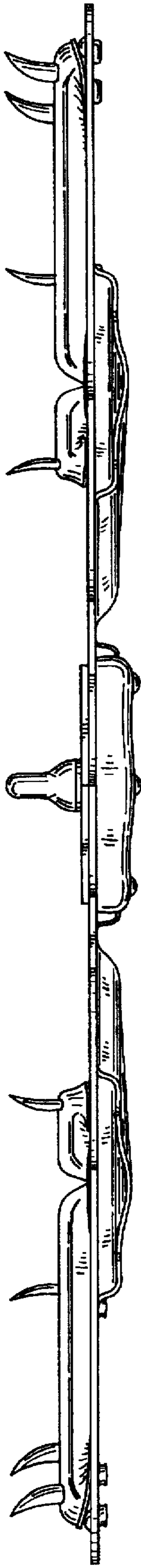


FIG. 4

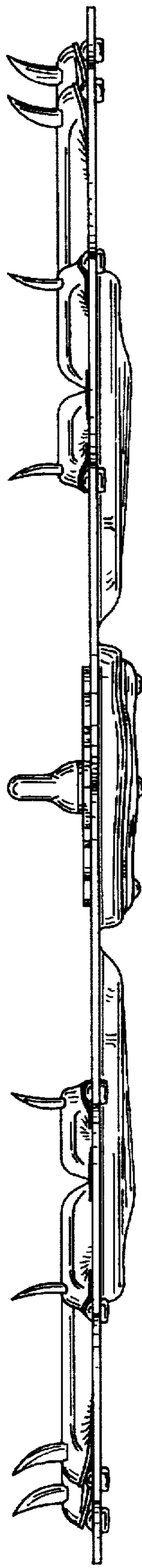


FIG. 5

