



US00D389353S

United States Patent [19]
Patel

[11] **Patent Number:** **Des. 389,353**
[45] **Date of Patent:** ****Jan. 20, 1998**

[54] **SHOWER CADDY**

[75] **Inventor:** **Shailesh Patel**, Glenview, Ill.

[73] **Assignee:** **Selfix, Inc.**, Chicago, Ill.

[**] **Term:** **14 Years**

[21] **Appl. No.:** **64,338**

[22] **Filed:** **Dec. 30, 1996**

[51] **LOC (6) Cl.** **07-07**

[52] **U.S. Cl.** **D6/525; D6/513**

[58] **Field of Search** **D6/513, 514, 524,**
D6/525; 206/6.1, 349, 362.2, 823; 211/10,
13, 70.6, 86, 87

[56] **References Cited**

U.S. PATENT DOCUMENTS

- D. 308,925 7/1990 Laseca et al. D6/525
- D. 323,755 2/1992 Harney D6/513

- D. 353,501 12/1994 Kral D6/513
- D. 364,519 11/1995 Daughtry D6/513

Primary Examiner—Brian N. Vinson
Attorney, Agent, or Firm—Dressler, Rockey, Milnamow & Katz, Ltd.

[57] **CLAIM**

The ornamental design for a shower caddy, as shown and described.

DESCRIPTION

FIG. 1 is a perspective view of a shower caddy, showing my new design, the hanging bracket shown in phantom lines not forming part of my design;

FIG. 2 is a top plan view thereof;

FIG. 3 is a left side elevational view thereof, the right side elevational view being a mirror image thereof;

FIG. 4 is a front elevational view thereof;

FIG. 5 is a bottom plan view thereof; and,

FIG. 6 is a rear elevational view thereof.

1 Claim, 3 Drawing Sheets

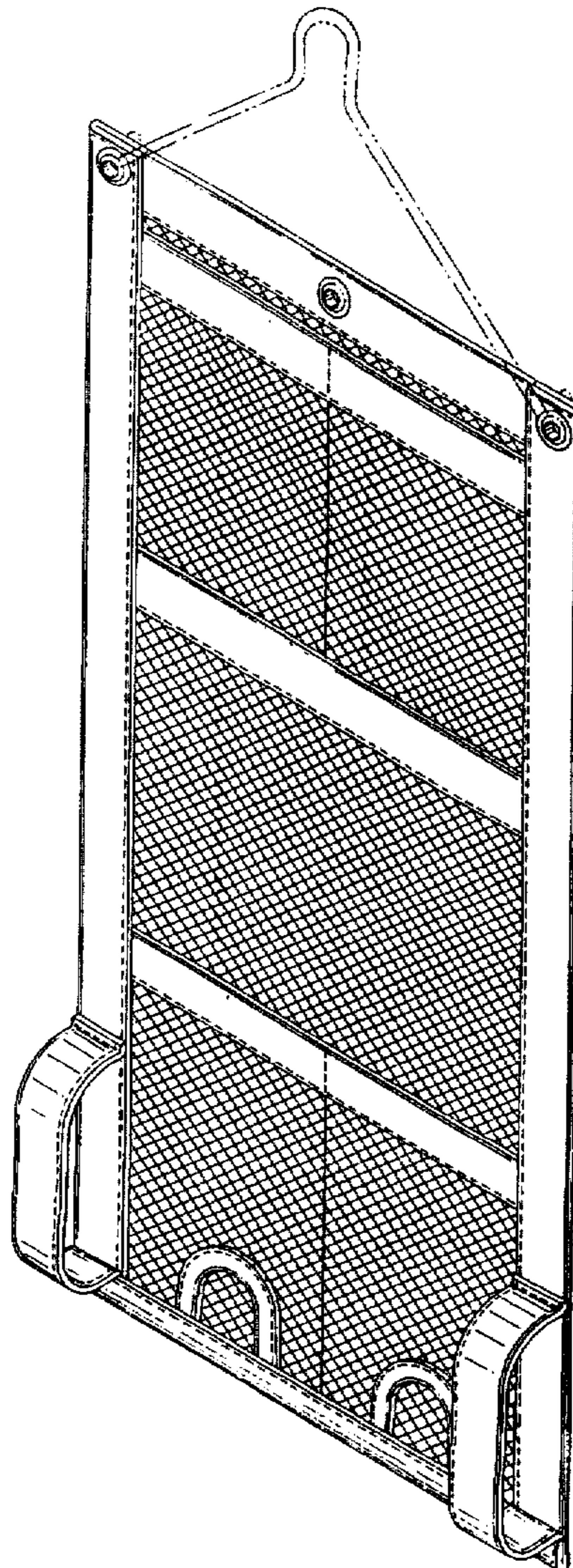


FIG. 1

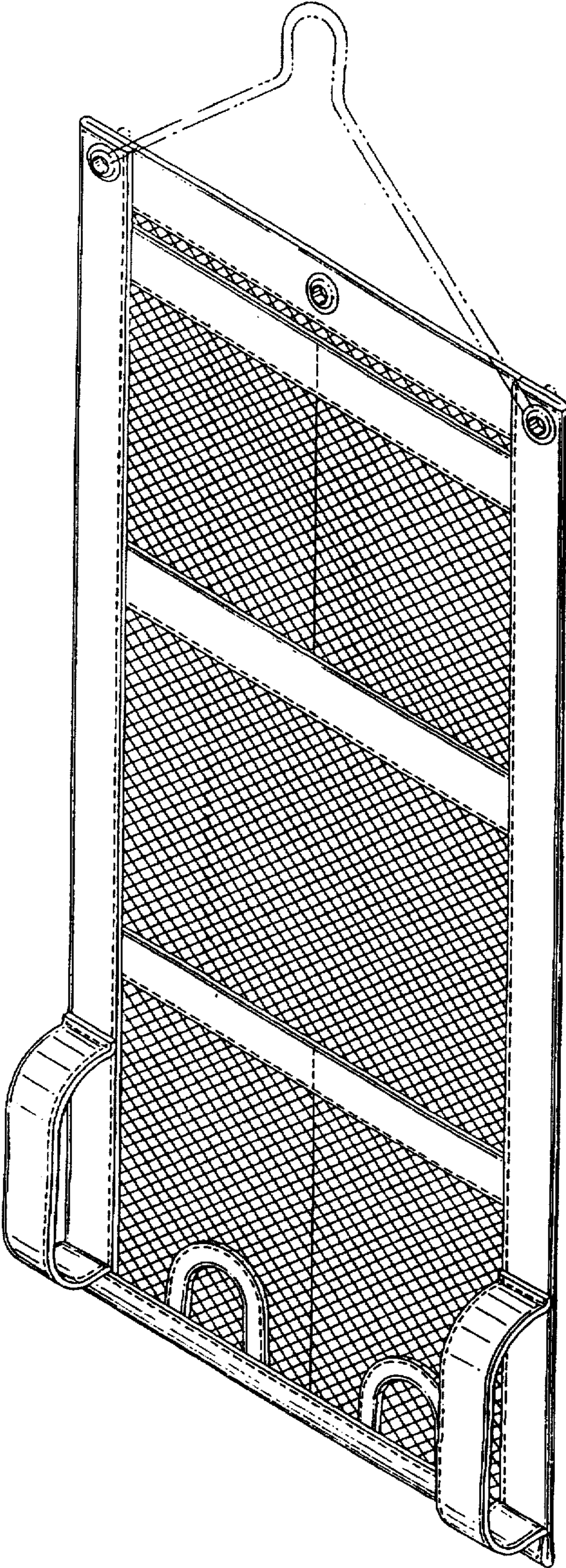


FIG. 2



FIG. 3



FIG. 4




FIG. 5



FIG. 6

