



US00D389352S

**United States Patent** [19]  
**Pagán-Demirtas**

[11] **Patent Number:** **Des. 389,352**  
[45] **Date of Patent:** **\*\*Jan. 20, 1998**

[54] **SHOWER CADDY**

[75] **Inventor:** **Marlene Pagán-Demirtas**, Brookhaven, Pa.

[73] **Assignee:** **Zenith Products Corp.**, New Castle, Del.

[\*\*] **Term:** **14 Years**

[21] **Appl. No.:** **59,194**

[22] **Filed:** **Sep. 4, 1996**

[51] **LOC (6) Cl.** ..... **07-07**

[52] **U.S. Cl.** ..... **D6/525**

[58] **Field of Search** ..... D6/524, 525, 553,  
D6/567, 569, 570; 24/86, 87, 88, 90, 126,  
134, 128

[56] **References Cited**

**U.S. PATENT DOCUMENTS**

D. 253,151 10/1979 Heckler ..... D6/527

D. 276,009 10/1984 Ousley ..... D6/525 X  
D. 278,288 4/1985 Talocci et al. .... D6/525  
D. 343,085 1/1994 Bell ..... D6/524 X  
D. 370,056 5/1996 Gilmore ..... D6/525 X  
D. 373,497 9/1996 Gilmore ..... D6/525

*Primary Examiner*—Brian N. Vinson  
*Attorney, Agent, or Firm*—Edgar A. Zarins; Malcolm L. Sutherland

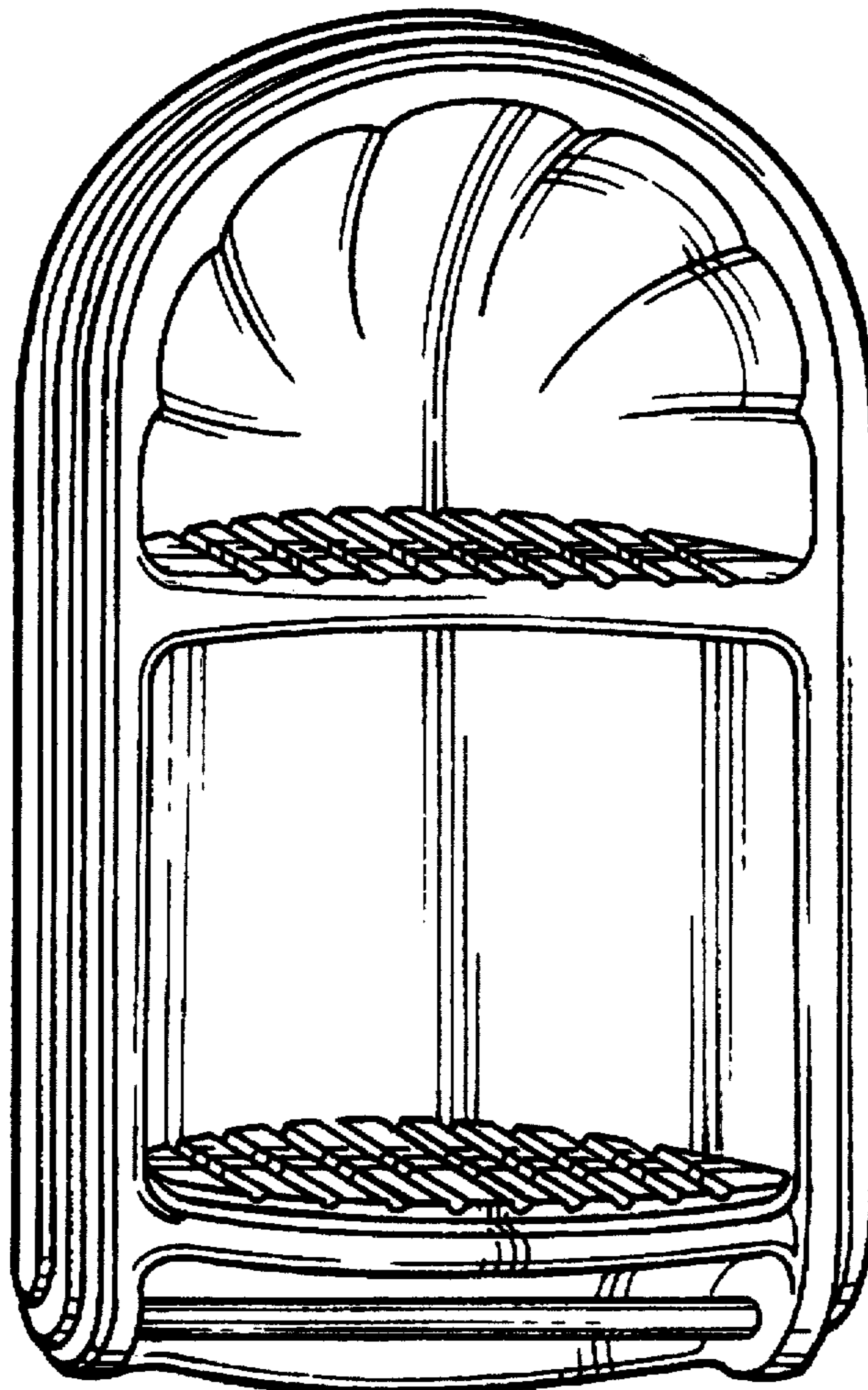
[57] **CLAIM**

The ornamental design for a shower caddy, as shown and described.

**DESCRIPTION**

FIG. 1 is a perspective view of a shower caddy showing my new design;  
FIG. 2 is a front elevational view thereof;  
FIG. 3 is a top plan view thereof;  
FIG. 4 is a left side view thereof, the opposite side being a mirror image of the side shown; and,  
FIG. 5 is a bottom plan view thereof.

**1 Claim, 2 Drawing Sheets**



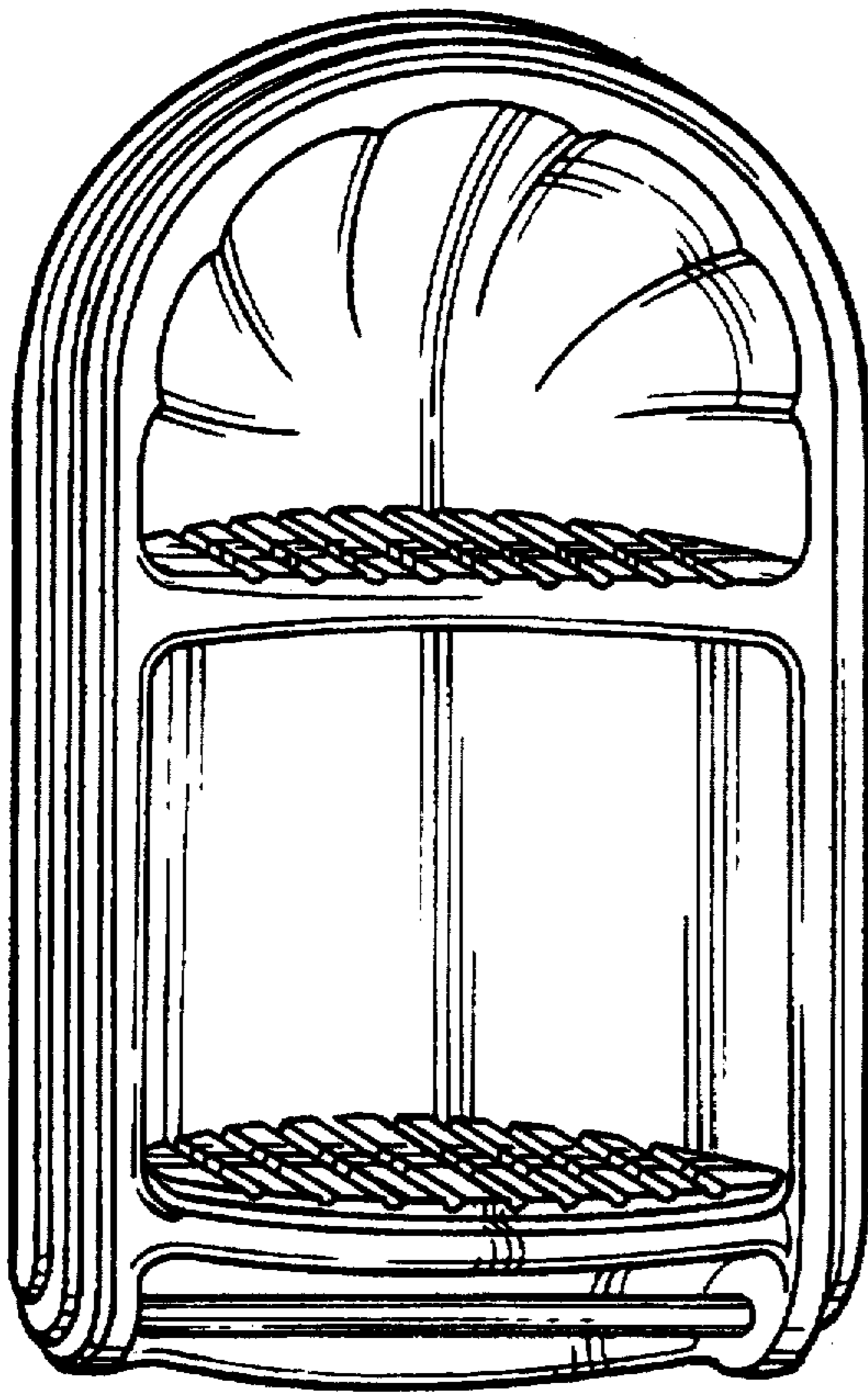


Fig - 1




Fig - 2

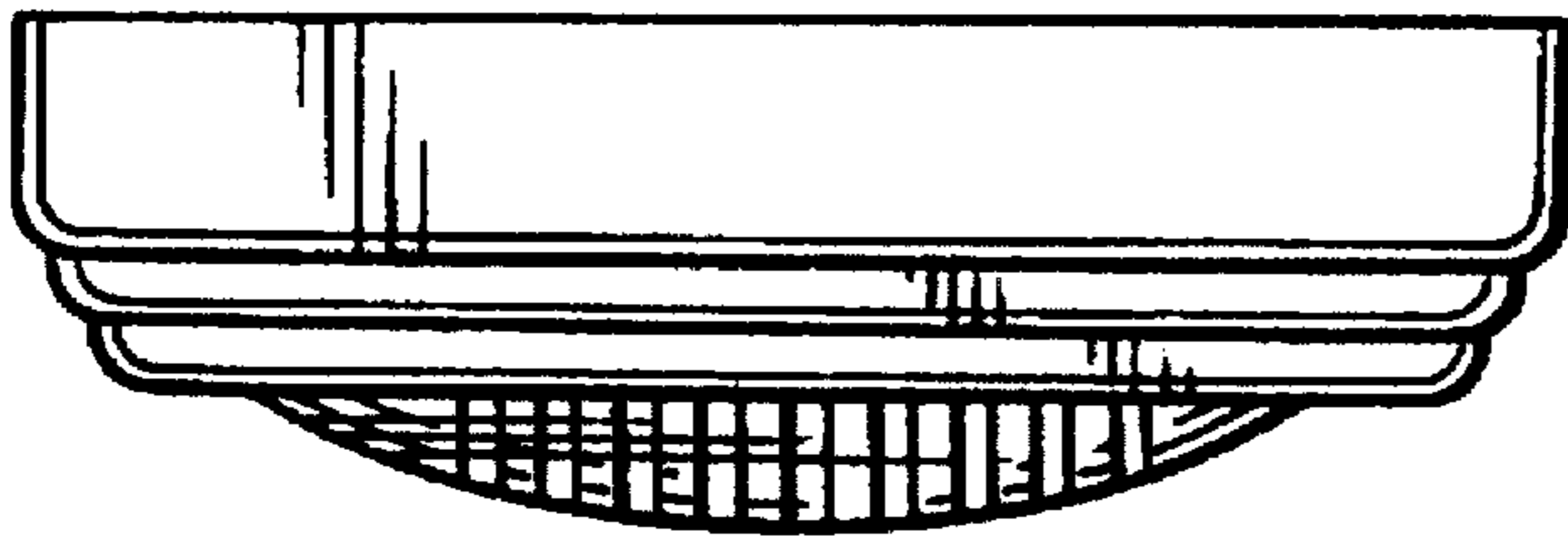


Fig - 3

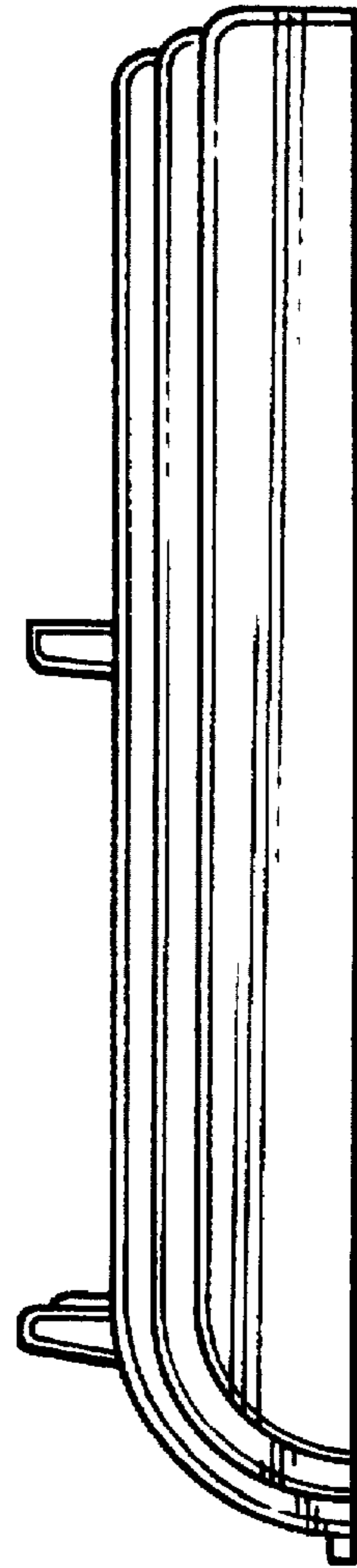


Fig - 4

Fig - 5

