

US00D389340S

United States Patent [19]
Kao

[11] **Patent Number: Des. 389,340**
[45] **Date of Patent: **Jan. 20, 1998**

[54] **FRAME**
[75] **Inventor: Cheung Chong Kao, Hong Kong, Hong Kong**
[73] **Assignee: Boto (Licenses) Limited, Isle of Man**
[**] **Term: 14 Years**
[21] **Appl. No.: 64,656**
[22] **Filed: Jan. 8, 1997**
[51] **LOC (6) Cl. 06-04**
[52] **U.S. Cl. D6/462**
[58] **Field of Search D6/462, 313, 429, D6/410, 411; D17/9; D32/58; 248/175, 163.1, 163.2, 439; 211/181, 184, 37, 38, 182, 195**

D. 315,263 3/1991 David D6/462
D. 364,516 11/1995 Helenowski D6/462
D. 375,214 11/1996 Decker et al. D6/462
2,110,158 3/1938 Keeler 211/182

Primary Examiner—Jeffrey Asch
Assistant Examiner—Linda Brooks
Attorney, Agent, or Firm—Wood, Herron & Evans, L.L.P.

[57] **CLAIM**

The ornamental design for a frame, as shown and described.

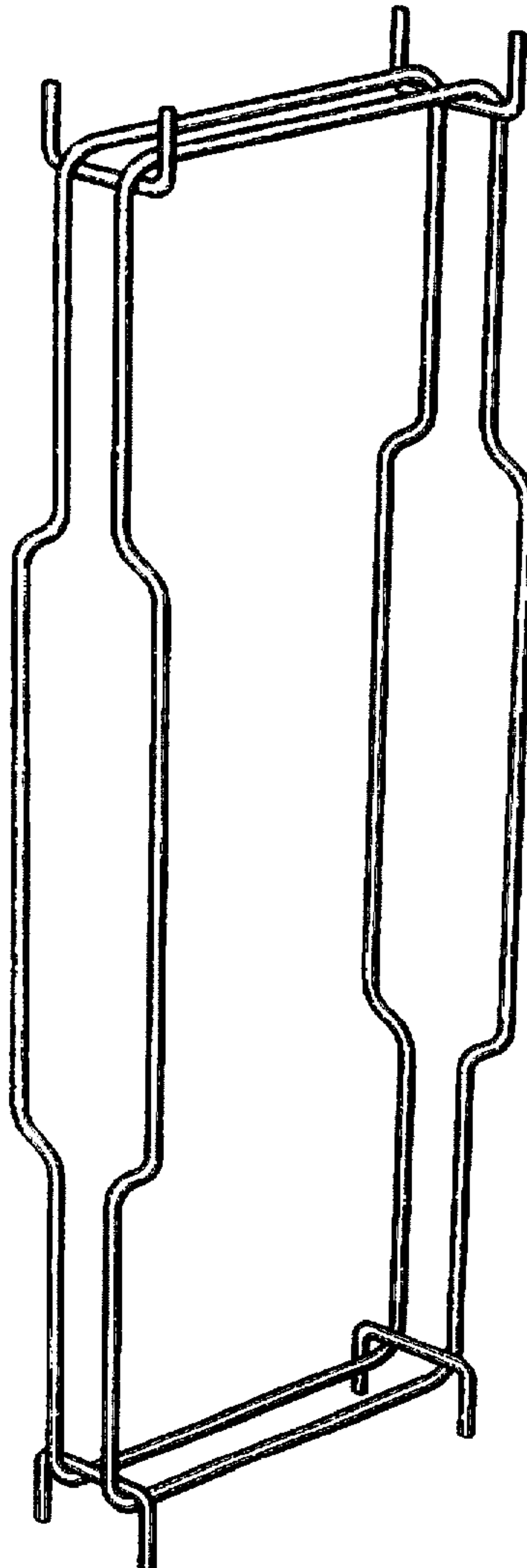
DESCRIPTION

FIG. 1 is a top plan view of a frame showing my new design;
FIG. 2 is a right side elevational view thereof;
FIG. 3 is a bottom plan view thereof;
FIG. 4 is a left side elevational view thereof;
FIG. 5 is an elevational view of one end thereof;
FIG. 6 is an elevational view of the opposite end thereof;
and,
FIG. 7 is a perspective view thereof.

[56] **References Cited**
U.S. PATENT DOCUMENTS

D. 134,111 10/1942 Bersin et al. D6/410

1 Claim, 4 Drawing Sheets






FIG. 1




FIG. 2




FIG. 3




FIG. 4

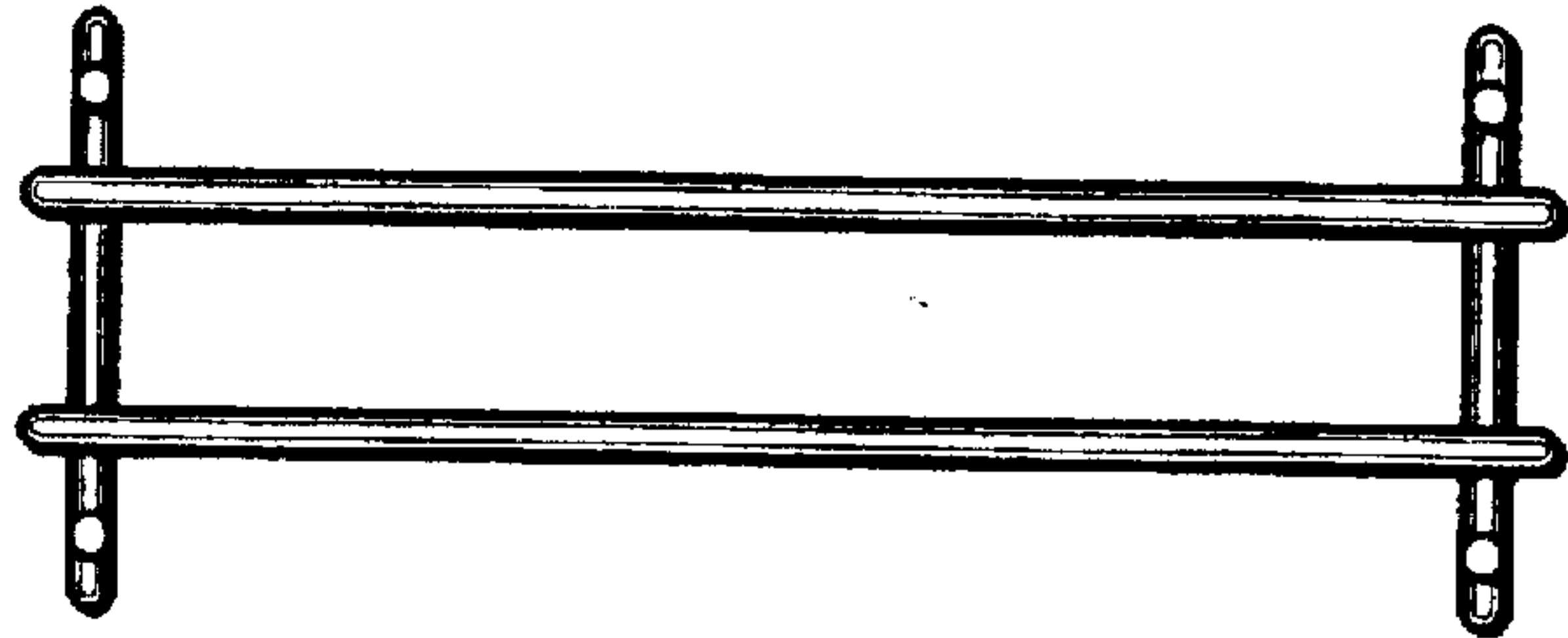


FIG. 5



FIG. 6

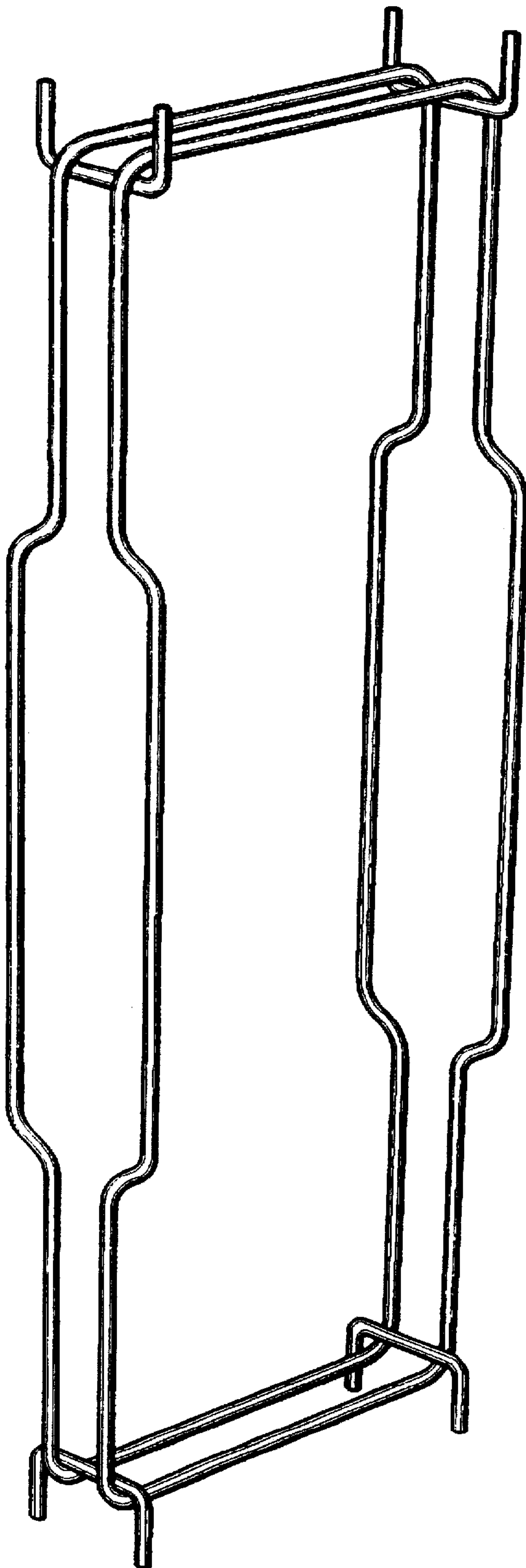


FIG. 7