



US00D389339S

United States Patent [19]

[11] Patent Number: **Des. 389,339**

Garafano, Jr.

[45] Date of Patent: ****Jan. 20, 1998**

[54] **JEWELRY DISPLAY STAND**

[75] Inventor: **Frank Garafano, Jr., Johnston, R.I.**

[73] Assignee: **Displays by Garo, Inc., Johnston, R.I.**

[**] Term: **14 Years**

[21] Appl. No.: **57,102**

[22] Filed: **Jul. 16, 1996**

[51] LOC (6) Cl. **20-02**

[52] U.S. Cl. **D6/459**

[58] Field of Search D6/461, 459, 475-479, D6/630, 455, 456, 405, 449, 457, 458, 460, 467, 468; 211/1, 13, 205, 163, 188, 126, 128, 131, 133; 248/523; 108/94

[56] **References Cited**

U.S. PATENT DOCUMENTS

D. 86,289	2/1932	Sutliff	D6/459 X
D. 328,205	7/1992	Callon	D6/459
4,539,914	9/1985	Lebecque	108/94

Primary Examiner—James Gandy
Assistant Examiner—Linda Brooks
Attorney, Agent, or Firm—Millen, White, Zelano, & Branigan, P.C.

[57] **CLAIM**

The ornamental design for a jewelry display stand, as shown and described.

DESCRIPTION

FIG. 1 is a side view, in perspective, of the jewelry display stand;

FIG. 2 is a side view of the jewelry display stand of FIG. 1, the opposite side being a mirror image;

FIG. 3 is a top view of the jewelry display stand of FIGS. 1 and 2;

FIG. 4 is a bottom view of the jewelry display stand of FIGS. 1-3; and,

FIG. 5 is a side view of the jewelry display stand of FIGS. 1-4 with the stand rotated forty five degrees from FIG. 2.

1 Claim, 2 Drawing Sheets

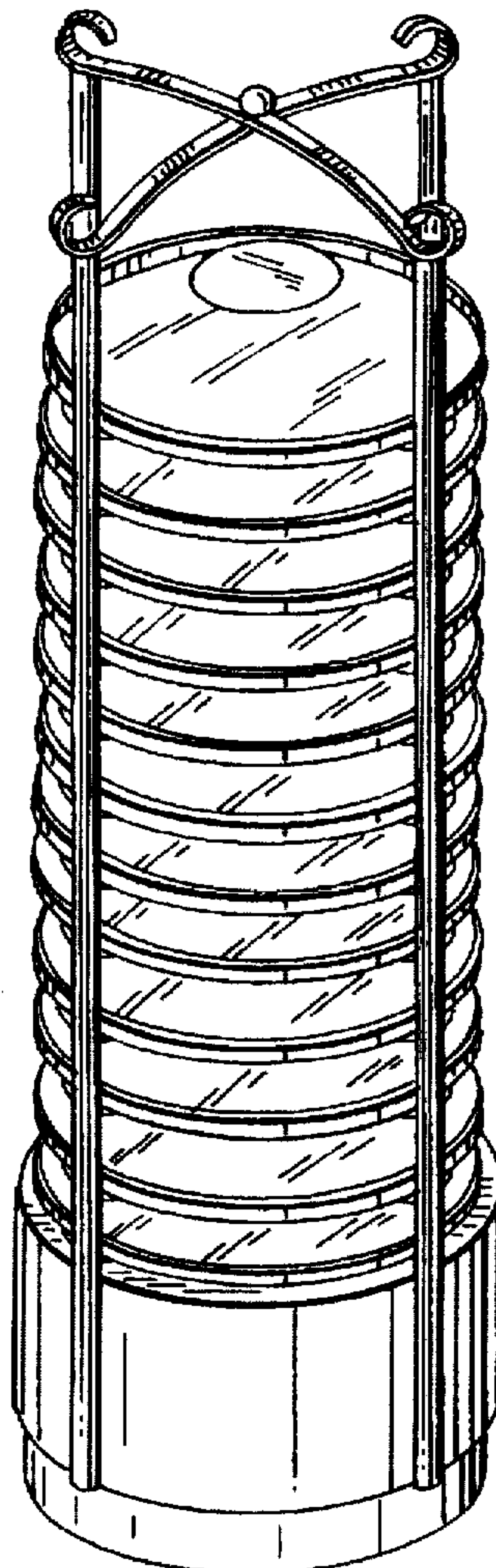


FIG. 1

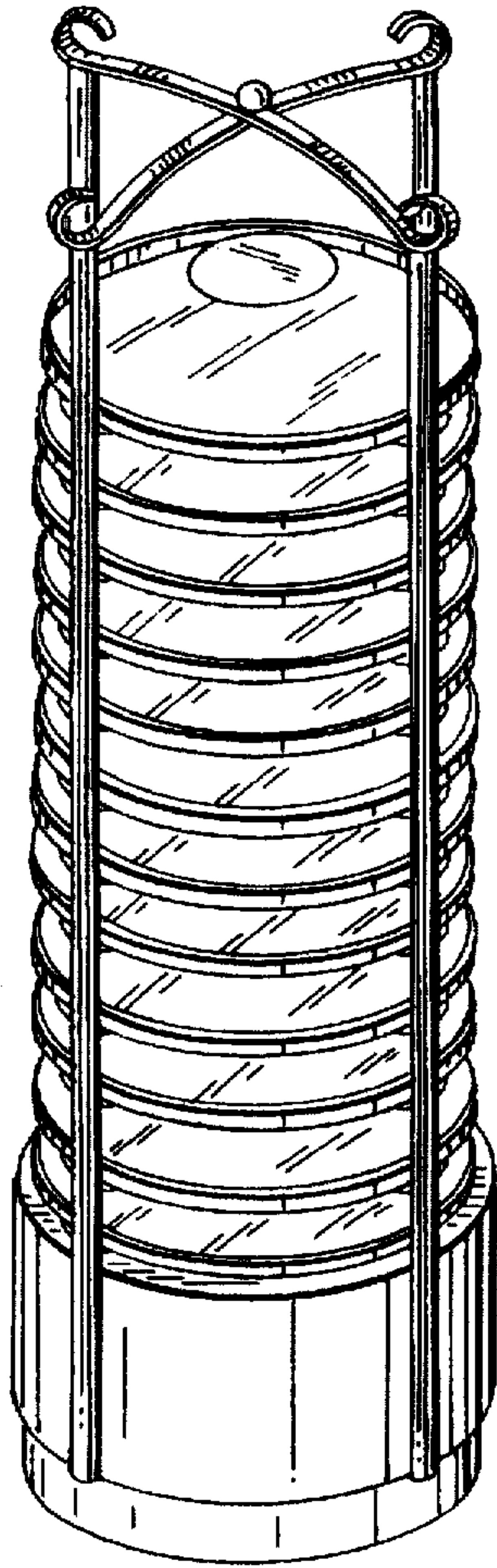


FIG. 2

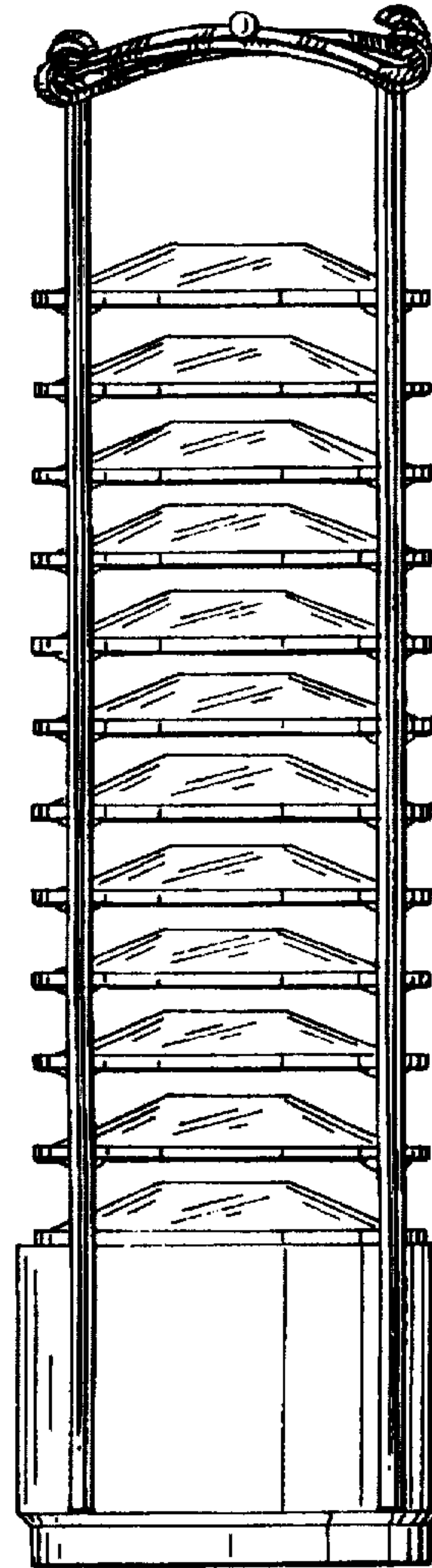


FIG. 3




FIG. 4

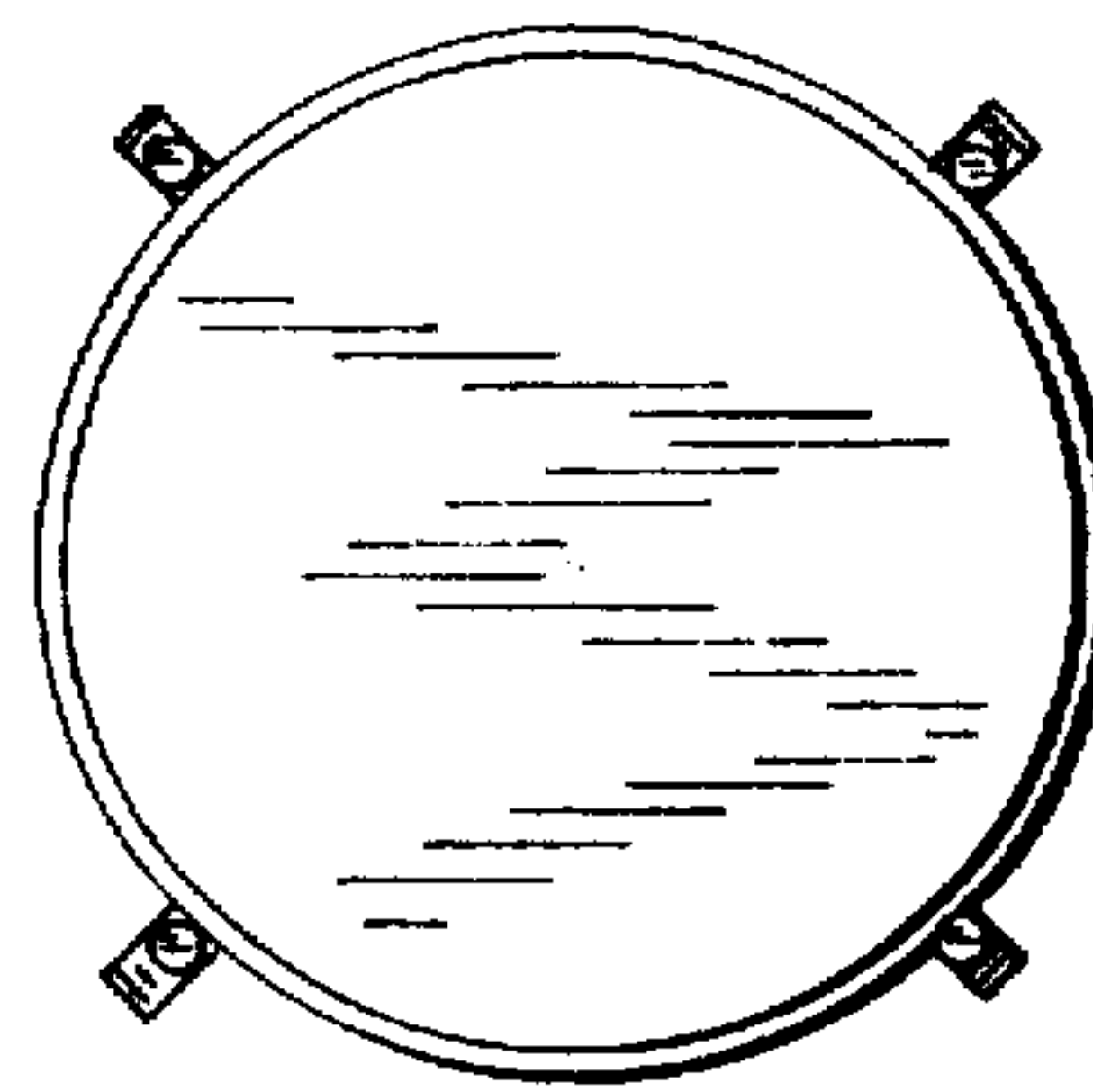


FIG. 5

