



US00D389335S

United States Patent [19]

Tilley

[11] Patent Number: **Des. 389,335**

[45] Date of Patent: ****Jan. 20, 1998**

[54] **DESK WITH REVERSIBLE PEDESTALS**

[75] Inventor: **Max L. Tilley**, Peyton, Colo.

[73] Assignee: **The United States of America as represented by the Secretary of the Air Force**, Washington, D.C.

[**] Term: **14 Years**

[21] Appl. No.: **62,981**

[22] Filed: **Nov. 15, 1996**

Related U.S. Application Data

[60] Continuation-in-part of Ser. No. 48,230, Dec. 22, 1995, abandoned, which is a division of Ser. No. 44,001, Aug. 14, 1995, Pat. No. Des. 381,827.

[51] LOC (6) Cl. **06-04**

[52] U.S. Cl. **D6/422**

[58] Field of Search D6/421-428, 480; 312/194-196; 108/59, 60

[56] References Cited

U.S. PATENT DOCUMENTS

D. 25,080 1/1896 Ostrander et al. D6/426

D. 209,148	11/1967	Kegel	D6/426
D. 317,089	5/1991	Coleman et al.	D6/422
D. 330,645	11/1992	Bennett	D6/422
D. 345,266	3/1994	Kioguma	D6/422
D. 362,566	9/1995	Abraham et al.	D6/426
D. 365,463	12/1995	Kinnunen	D6/422
5,121,974	6/1992	Monson	312/194

Primary Examiner—Carmen H. Vales-Lado
Attorney, Agent, or Firm—Stanton E. Collier

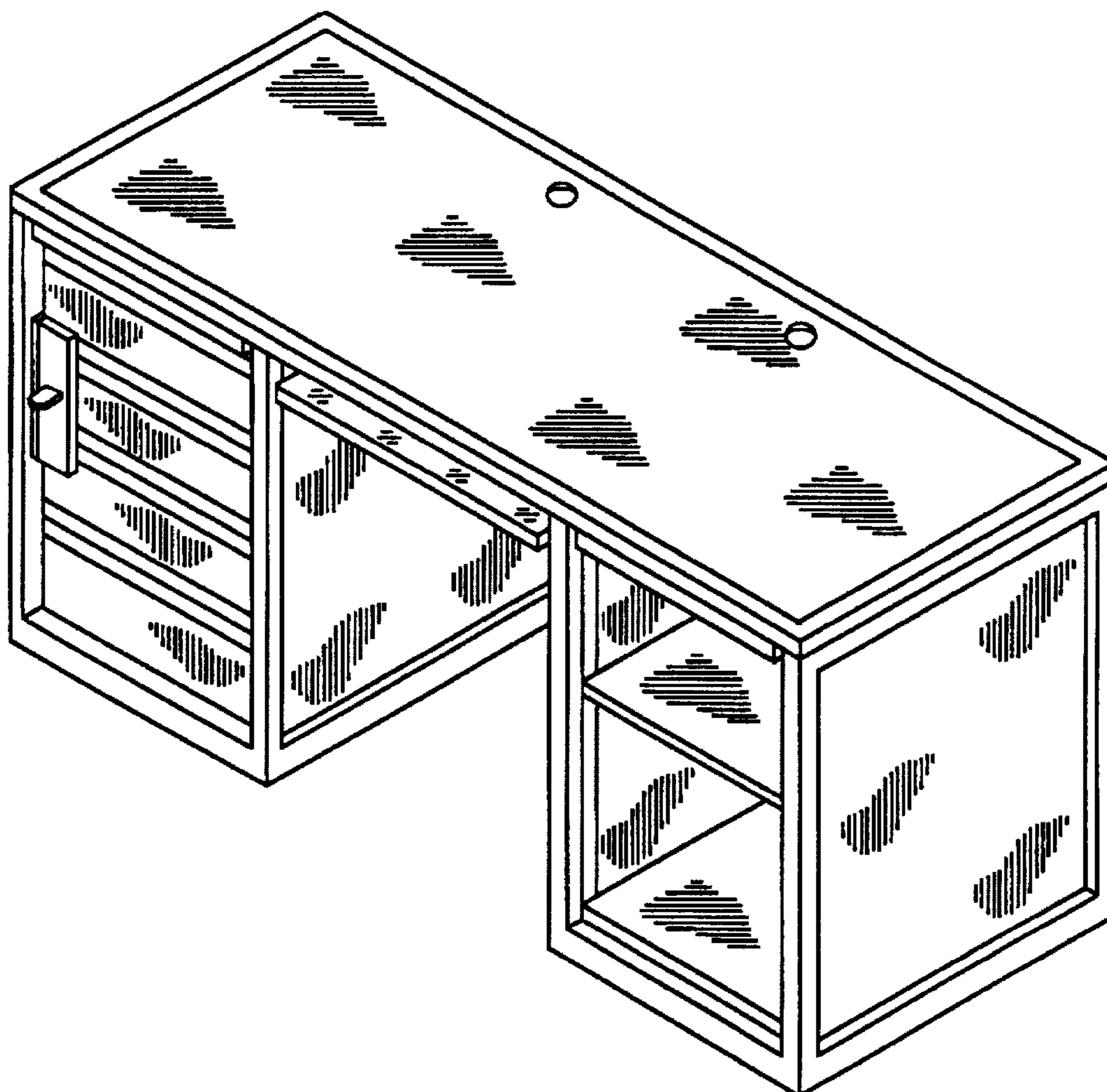
[57] CLAIM

The ornamental design for a desk with reversible pedestals, as shown and described.

DESCRIPTION

FIG. 1 is a perspective view of a desk with reversible pedestals showing my new design;
FIG. 2 is a right side elevational view, the left side being identical thereto;
FIG. 3 is a front elevational view thereof; and,
FIG. 4 is a rear elevational view thereof.

1 Claim, 2 Drawing Sheets



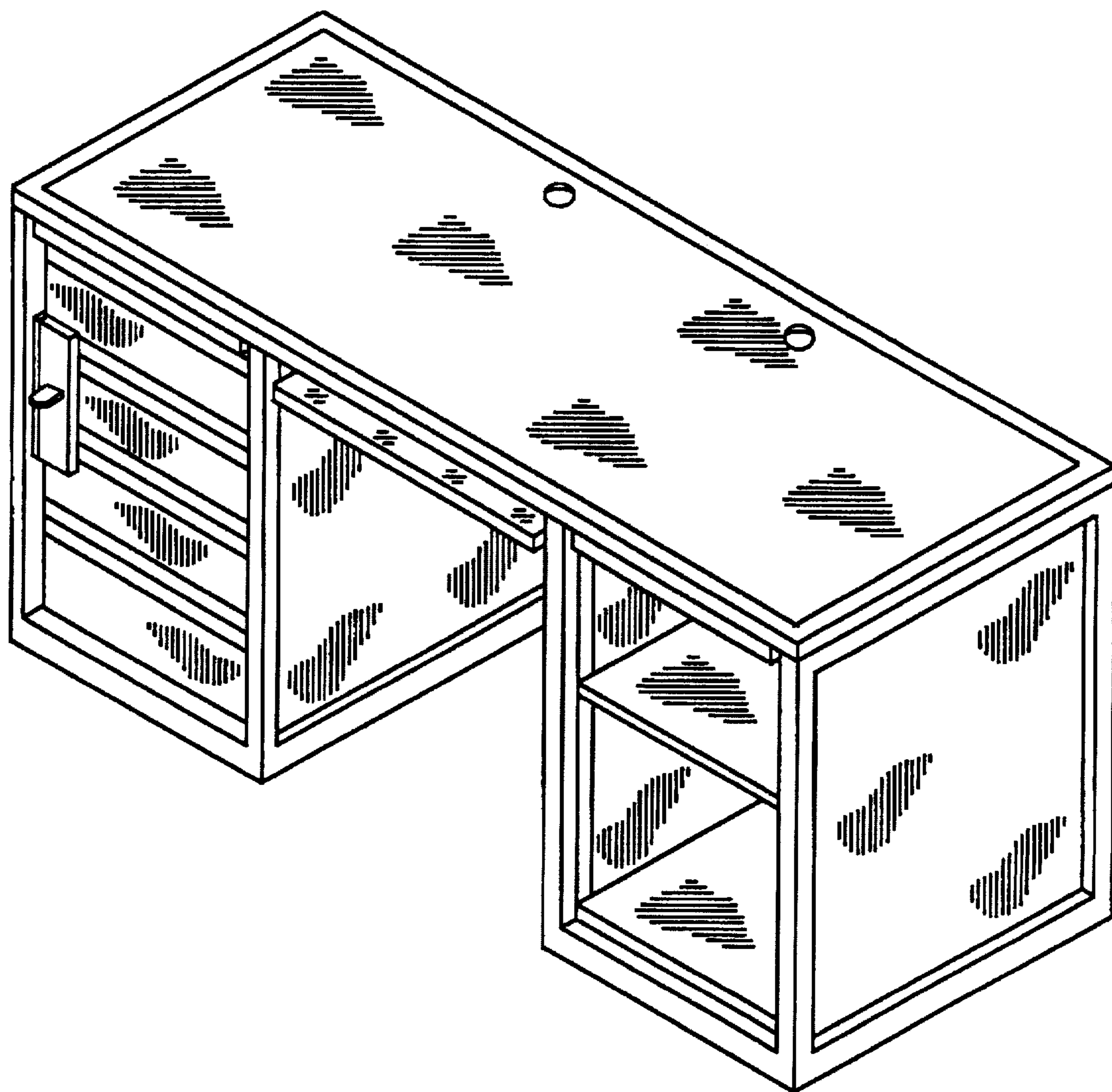


FIG. 1

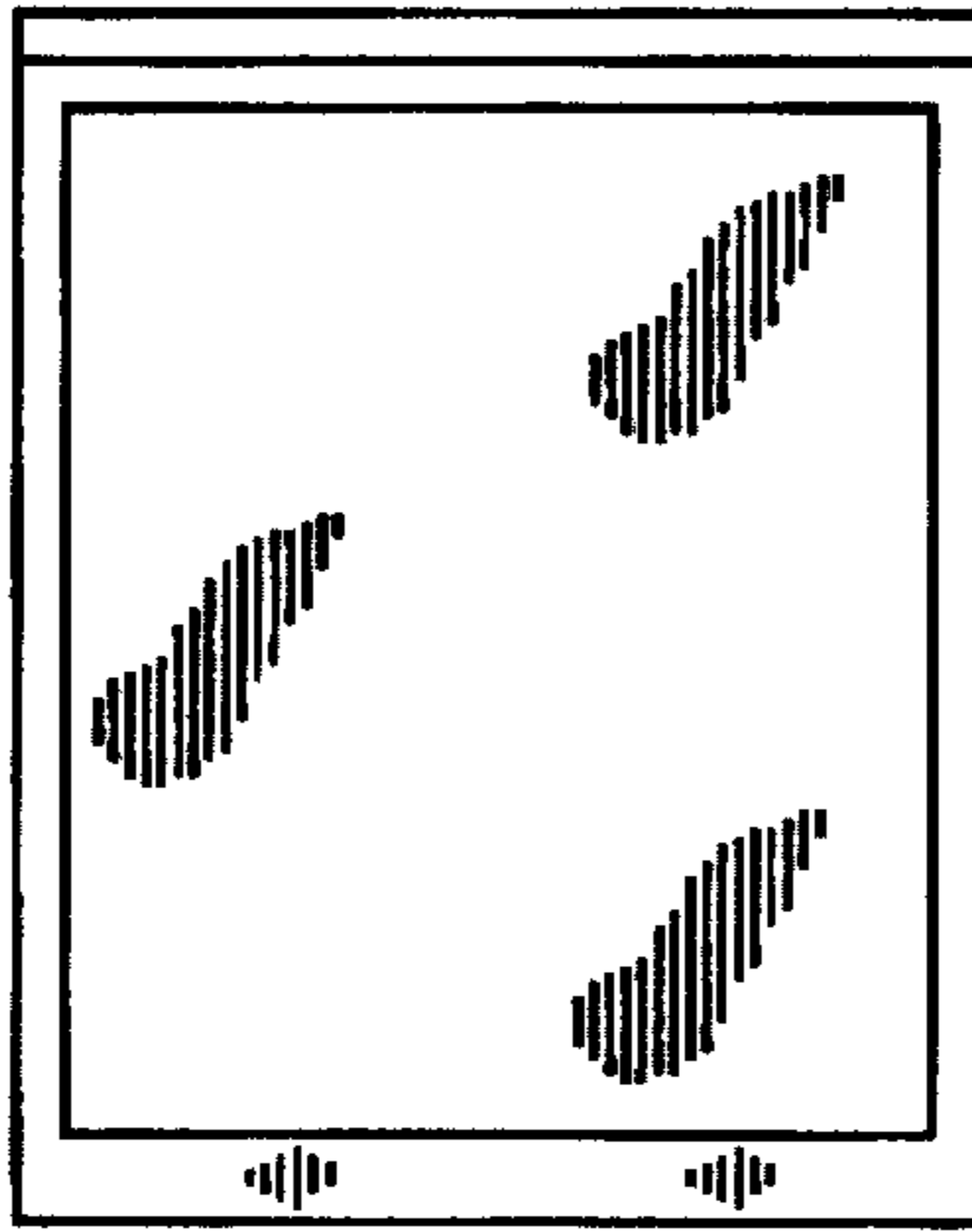


FIG. 2




FIG. 3

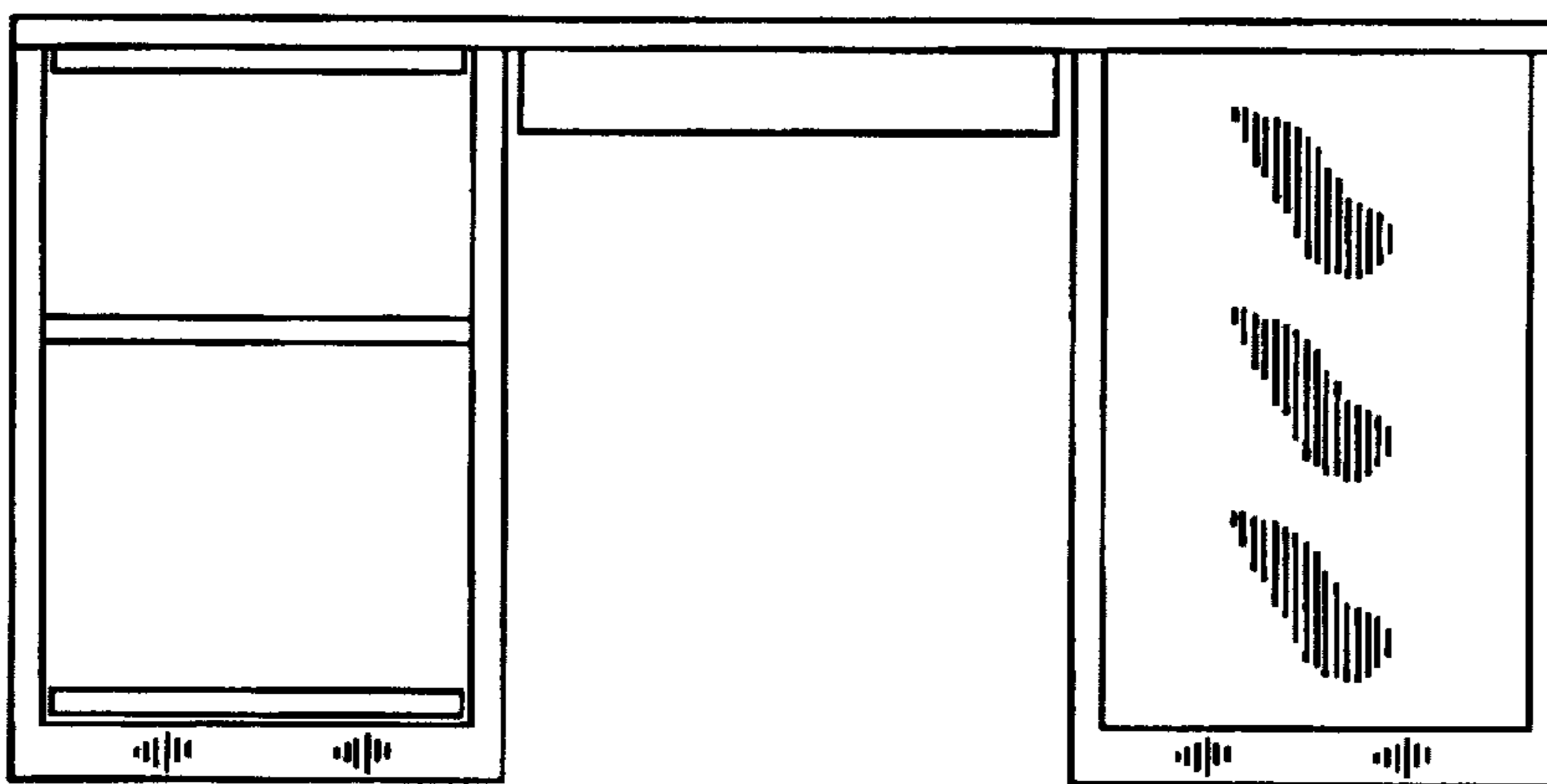


FIG. 4