



US00D389326S

**United States Patent** [19]  
**Moore**

[11] **Patent Number:** **Des. 389,326**

[45] **Date of Patent:** **\*\*Jan. 20, 1998**

[54] **ROBE HOOK**

[75] **Inventor:** **Glenn David Moore, Newfoundland, N.J.**

[73] **Assignee:** **Melard Manufacturing Corp., Passaic, N.J.**

[\*\*] **Term:** **14 Years**

[21] **Appl. No.:** **54,951**

[22] **Filed:** **May 24, 1996**

[51] **LOC (6) Cl.** ..... **06-08**

[52] **U.S. Cl.** ..... **D6/323; D8/310; D8/352**

[58] **Field of Search** ..... **D6/315, 320, 323; D8/367, 352, 310; 248/304**

[56] **References Cited**

**U.S. PATENT DOCUMENTS**

- D. 60,640 3/1922 Batts ..... D6/323
- D. 144,010 2/1946 Van Doren ..... D6/323
- D. 205,849 9/1966 Magnuson ..... D6/323

- D. 361,671 8/1995 Sharpe ..... D6/323
- D. 368,638 4/1996 Sonnenl et al. .... D8/310
- 5,558,307 9/1996 Klein et al. .... 248/304

*Primary Examiner*—B. J. Bullock

*Attorney, Agent, or Firm*—Edgar A. Zarins; Malcolm L. Sutherland

[57] **CLAIM**

The ornamental design for a robe hook, as shown and described.

**DESCRIPTION**

FIG. 1 is a perspective view of a robe hook showing my new design;

FIG. 2 is a front elevational view thereof;

FIG. 3 is a top plan view thereof, the bottom being a mirror image;

FIG. 4 is a left side elevational view thereof, the right side being a mirror image; and,

FIG. 5 is a rear view thereof.

**1 Claim, 1 Drawing Sheet**




Fig - 1





Fig - 2




Fig - 3




Fig - 4

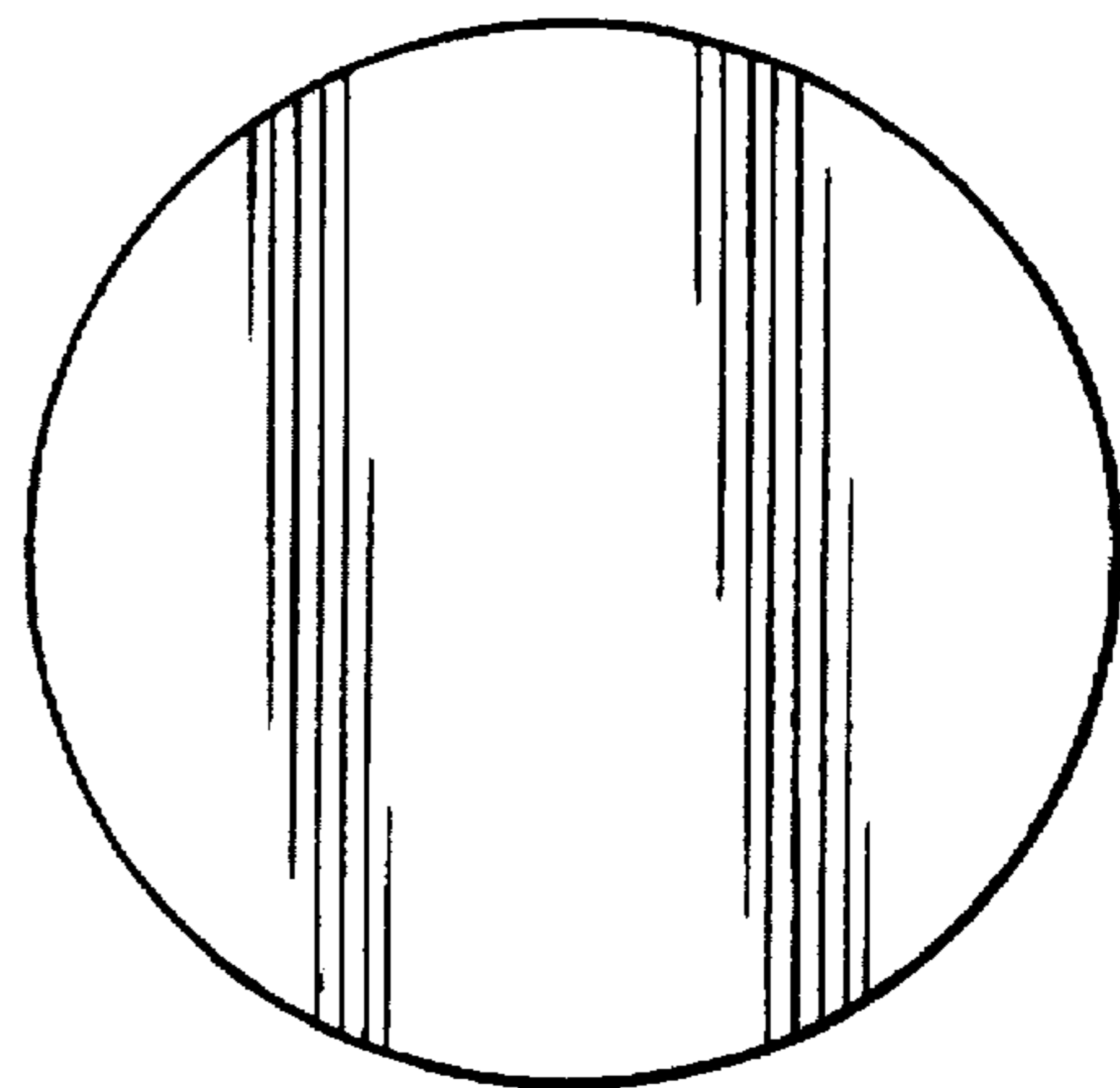


Fig - 5