

US00D389324S

United States Patent [19]
Chiasson

[11] **Patent Number:** **Des. 389,324**

[45] **Date of Patent:** ****Jan. 20, 1998**

[54] **HANGER**

[75] **Inventor:** **Michel J. Chiasson**, Town of Mount Royal, Canada

[73] **Assignee:** **Bauer, Inc.**, Quebec, Canada

[**] **Term:** **14 Years**

[21] **Appl. No.:** **67,054**

[22] **Filed:** **Feb. 25, 1997**

[51] **LOC (6) Cl.** **06-08**

[52] **U.S. Cl.** **D6/315; D6/317**

[58] **Field of Search** **D6/315; 211/113; 223/85, 88**

[56] **References Cited**

U.S. PATENT DOCUMENTS

D. 206,200	11/1966	Ogg	D6/319
D. 207,515	4/1967	Phillips	D6/319
D. 297,484	9/1988	Fan	D6/315
D. 342,612	12/1993	McIntyre	D6/315
D. 375,413	11/1996	Lin	D6/315

OTHER PUBLICATIONS

"Hangers" Cat.; p. 8; hanger 236.

"Hangers" Cat.; p. 8; hanger 600.

Primary Examiner—B. J. Bullock

Attorney, Agent, or Firm—Finnegan, Henderson, Farabow, Garrett & Dunner, L.L.P.

[57] **CLAIM**

The ornamental design for a hanger, as shown and described.

DESCRIPTION

FIG. 1 is a front elevational view of a hanger according to this design, the rear being a mirror image thereof;

FIG. 2 is a left side elevational view of the hanger shown in FIG. 1;

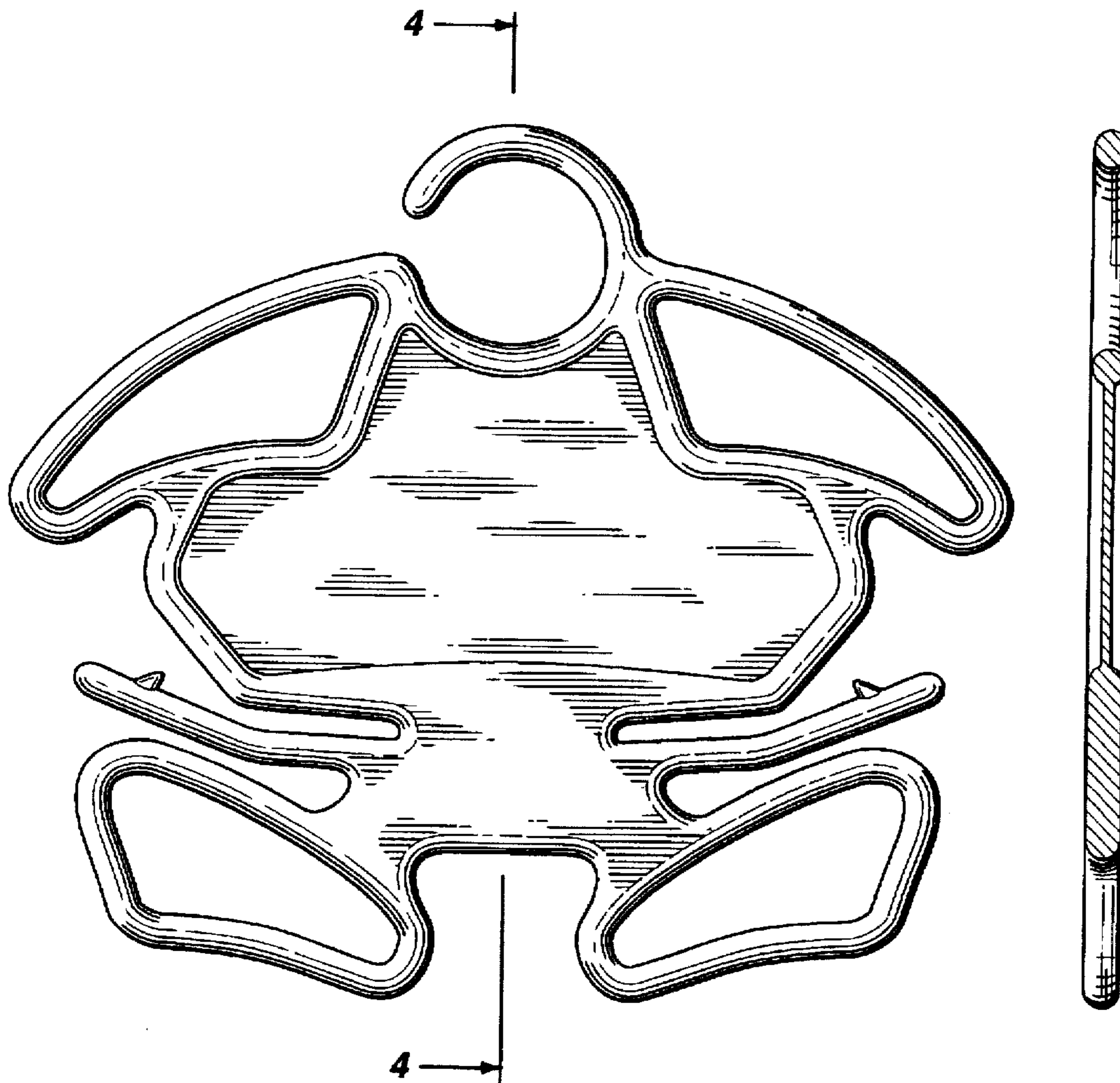
FIG. 3 is a right side elevational view of the hanger shown in FIG. 1;

FIG. 4 is a cross-sectional view of the hanger shown in FIG. 1 taken in the direction of the arrows on line 4—4;

FIG. 5 is a bottom plan view of the hanger shown in FIG. 1; and,

FIG. 6 is a top plan view of the hanger shown in FIG. 1.

1 Claim, 1 Drawing Sheet






Fig.6

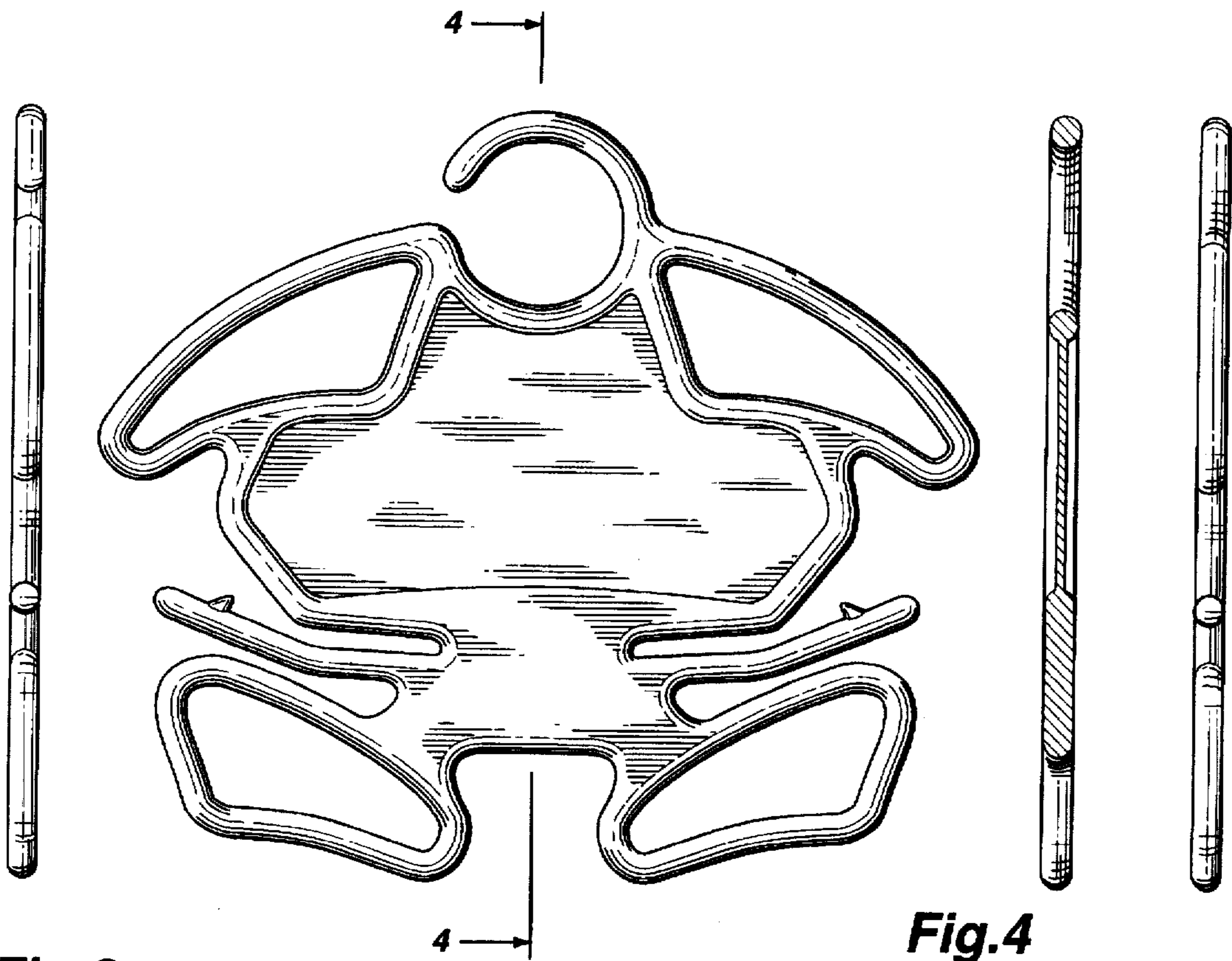


Fig.2

Fig.1

Fig.4

Fig.3




Fig.5