



US00D389316S

United States Patent [19]

Travesí

[11] Patent Number: **Des. 389,316**

[45] Date of Patent: ****Jan. 20, 1998**

[54] **COMBINED TOOTHBRUSH HANDLE WITH WINDOW AND TOOTHPASTE DISPENSER**

[76] Inventor: **Mauricio Garcia Travesí**, 4209 Oak Lawn, Suite 207, Dallas, Tex. 75219

[**] Term: **14 Years**

[21] Appl. No.: **56,636**

[22] Filed: **Jul. 3, 1996**

[51] LOC (6) Cl. **04-02**

[52] U.S. Cl. **D4/114; D4/114**

[58] Field of Search **D4/104-114, 132, D4/134, 138; 15/143.1, 159.1, 167.1, 167.2; 132/308, 311; 401/135, 143, 144, 150, 151, 170-172, 174, 175, 192, 268, 270, 271, 278**

[56] **References Cited**

U.S. PATENT DOCUMENTS

| | | | | |
|------------|---------|----------------|-------|-----------|
| D. 224,187 | 7/1972 | Klepper | | D4/104 |
| D. 258,474 | 3/1981 | Edstrom | | D6/88 |
| D. 291,013 | 7/1987 | Plummer | | D28/46 |
| D. 306,496 | 3/1990 | Newberry, Jr. | | D28/48 |
| D. 310,889 | 9/1990 | Concialdi | | D28/45 |
| D. 341,719 | 11/1993 | Franco | | D4/104 |
| D. 344,365 | 2/1994 | Mondo | | D28/46 |
| D. 344,607 | 2/1994 | Osborn | | D28/46 |
| 2,244,952 | 6/1941 | Kapelman | | 401/268 X |
| 3,631,556 | 1/1972 | Holster et al. | | 15/22 R |
| 3,741,667 | 6/1973 | Cesari | | 401/175 |
| 4,062,635 | 12/1977 | Teh-Sheng | | 401/175 |

| | | | | |
|-----------|---------|----------------|-------|-----------|
| 4,198,171 | 4/1980 | Lampka et al. | | 401/269 |
| 4,225,254 | 9/1980 | Holberg et al. | | 401/192 X |
| 4,375,924 | 3/1983 | Lemire | | 401/173 |
| 4,653,188 | 3/1987 | Kwak | | 30/413 |
| 4,753,006 | 6/1988 | Howe | | 30/41 |
| 4,760,642 | 8/1988 | Kwak | | 30/123 |
| 4,791,723 | 12/1988 | Jacobson | | 30/41 |
| 4,908,945 | 3/1990 | Jacobson | | 30/41 |

Primary Examiner—Alan P. Douglas
Assistant Examiner—Lavone D. Tabor
Attorney, Agent, or Firm—Hitt Chwang & Gaines, PC

[57] **CLAIM**

The ornamental design for a combined toothbrush handle with window and toothpaste dispenser, as shown and described.

DESCRIPTION

FIG. 1 is an isometric view of a combined toothbrush handle with a window and a toothpaste dispenser showing my new design;

FIG. 2 is a left side view thereof;

FIG. 3 is a top side view thereof;

FIG. 4 is a right side view thereof;

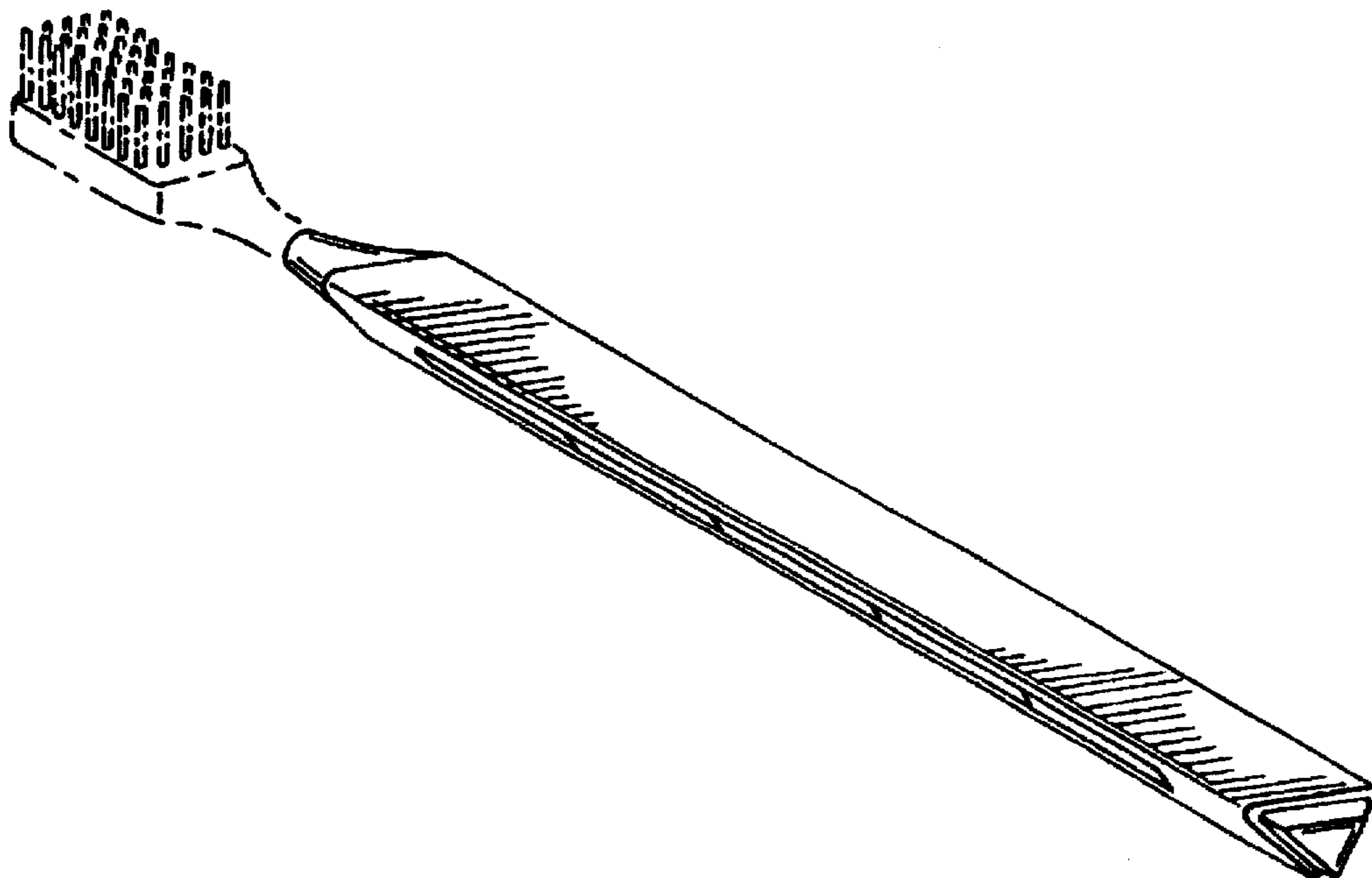
FIG. 5 is a bottom view thereof;

FIG. 6 is a first end view thereof; and,

FIG. 7 is a second end view thereof.

The broken lines showing a bristled head in FIGS. 1 to 5 and 7 are for illustrative purposes only and form no part of the claimed design.

1 Claim, 1 Drawing Sheet



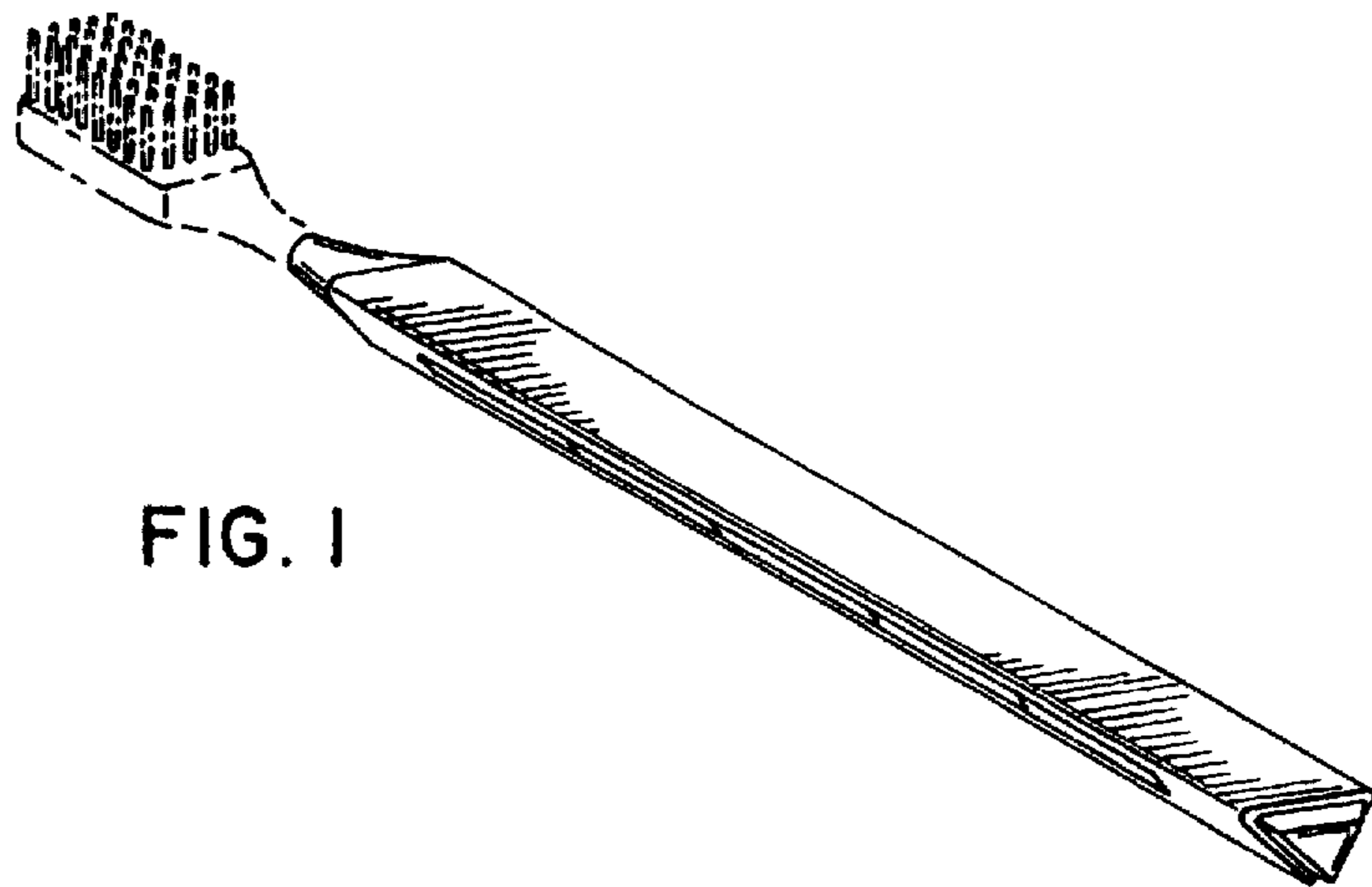


FIG. 1




FIG. 2




FIG. 3

FIG. 4





FIG. 5



FIG. 6



FIG. 7