



US00D389311S

United States Patent [19]
Wang

[11] **Patent Number:** **Des. 389,311**
[45] **Date of Patent:** ****Jan. 20, 1998**

[54] **GOLF BAG PARTITION**

[76] **Inventor:** **Jessie Li-Kuo Wang**, 30616 San Antonio St., Hayward, Calif. 94544

[**] **Term:** **14 Years**

[21] **Appl. No.:** **60,367**

[22] **Filed:** **Sep. 27, 1996**

[51] **LOC (6) Cl.** **03-99**

[52] **U.S. Cl.** **D3/320**

[58] **Field of Search** D3/319, 320; 206/315.2-315.8; D21/223, 234; 280/DIG. 6; 248/96; 211/70.2; 473/131, 282, 287

[56] **References Cited**

U.S. PATENT DOCUMENTS

D. 229,767	1/1974	Ferguson	D3/320
D. 315,639	3/1991	Warder	D3/320
D. 343,056	1/1994	Dellagrotta	D3/320
4,029,136	6/1977	Jacoby	206/315.3 X
4,667,820	5/1987	Solheim	206/315.3 X
4,778,136	10/1988	Reimers	206/315.5 X
4,860,889	8/1989	Lemieux et al.	206/315.6
5,458,240	10/1995	Rich et al.	206/315.3
5,501,328	3/1996	Keller et al.	206/315.6

OTHER PUBLICATIONS

Golf Today, 1991 Summer Cat, p. 28.

Golfsmith, Apr. 1992, p. 18.

Austad's, Oct. 1993, p. 22.

Primary Examiner—Prabhakar G. Deshmukh

Attorney, Agent, or Firm—Gregory Scott Smith

[57] **CLAIM**

The ornamental design for a golf bag partition, as shown and described.

DESCRIPTION

FIG. 1 is a perspective view of a golf bag partition showing my new design;

FIG. 2 is a top plan view thereof;

FIG. 3 is a perspective view of a second embodiment of FIG. 1;

FIG. 4 is a top plan view of FIG. 3;

FIG. 5 is a perspective view of a third embodiment of FIG. 1; and,

FIG. 6 is a top plan view of FIG. 5.

The broken line showing of golf bag is for illustrative purpose only and forms no part of the claim. The portions of the design not shown are disclaimed.

1 Claim, 3 Drawing Sheets

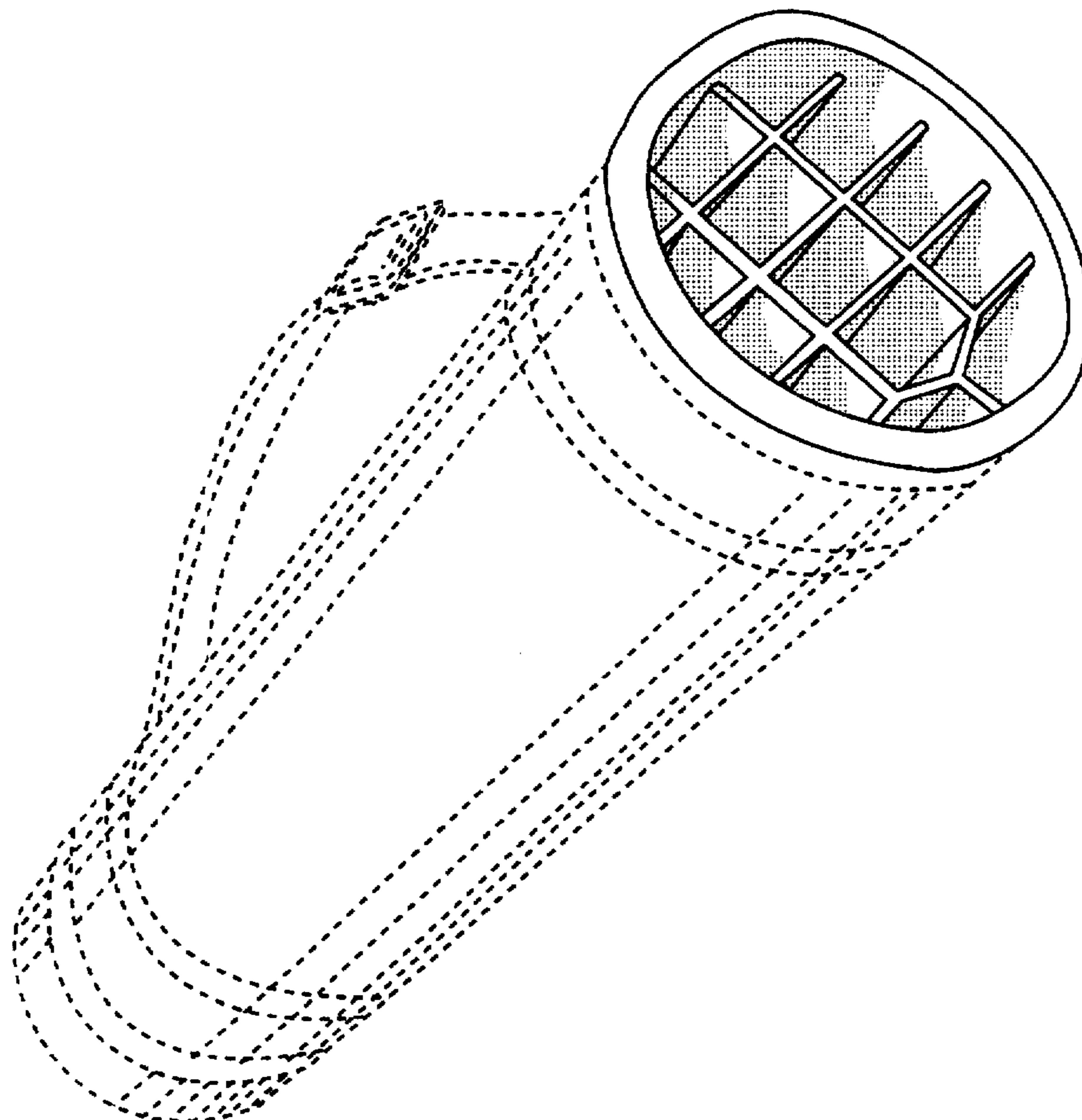


Fig. 1

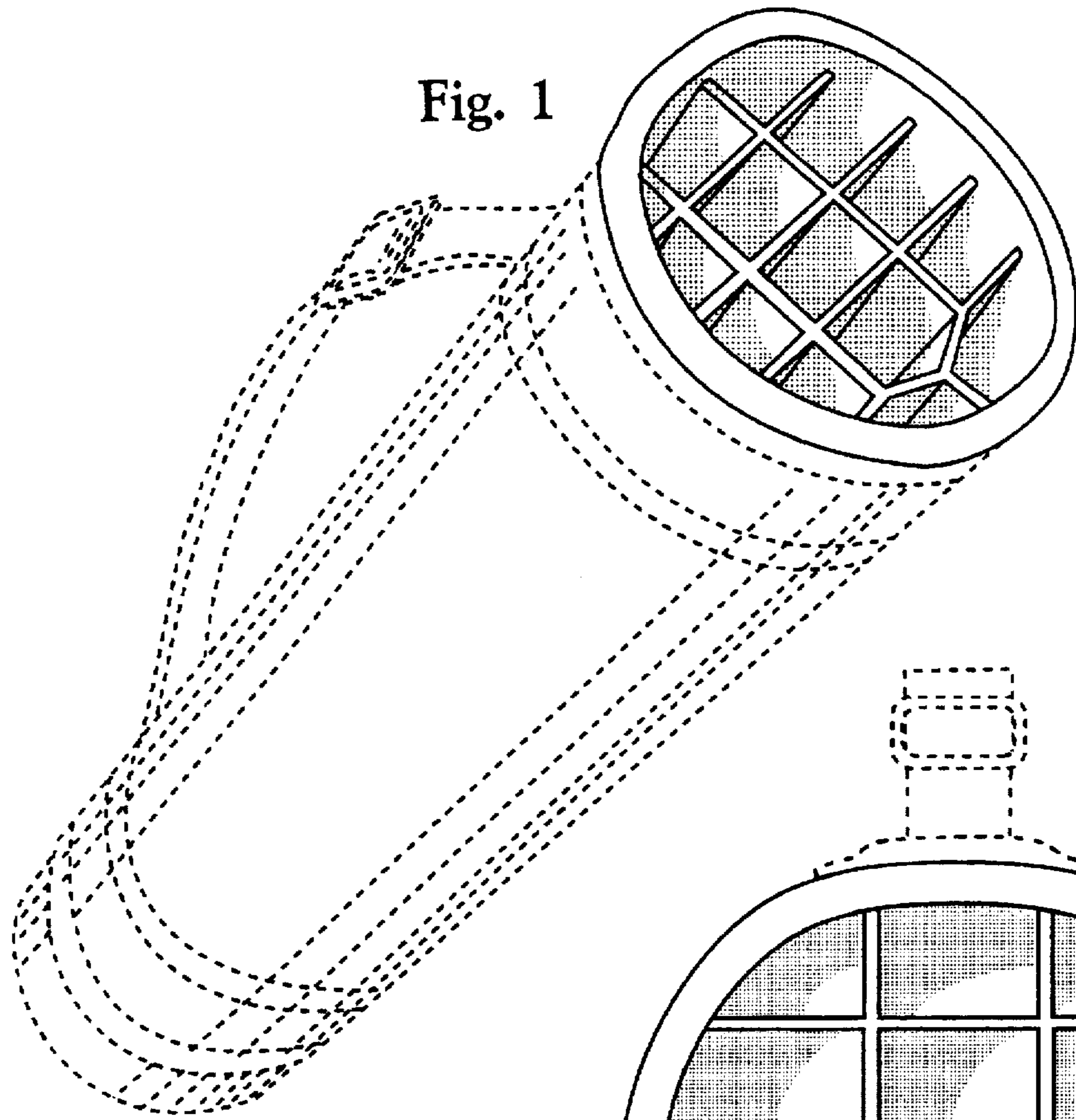


Fig. 2

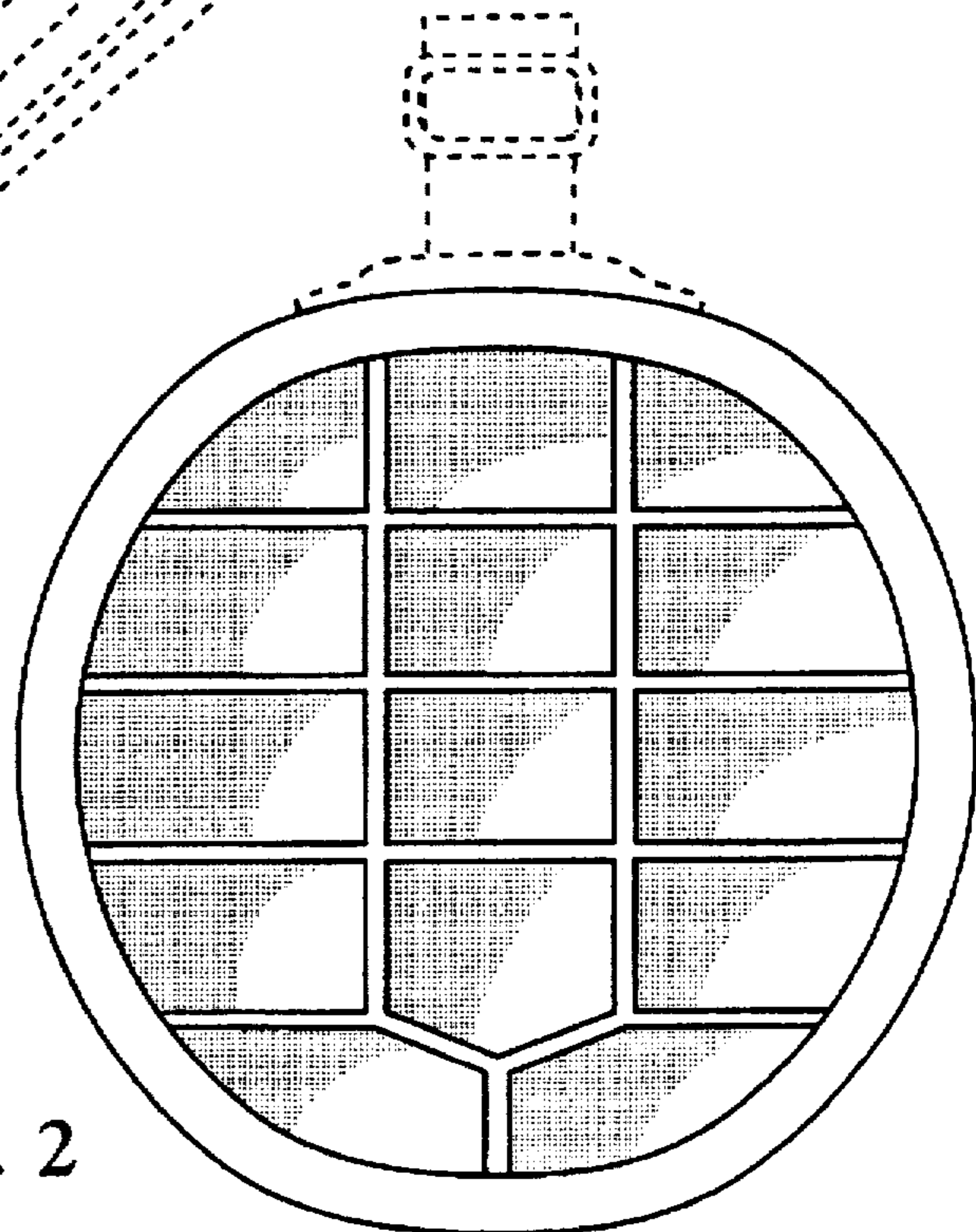


Fig. 3

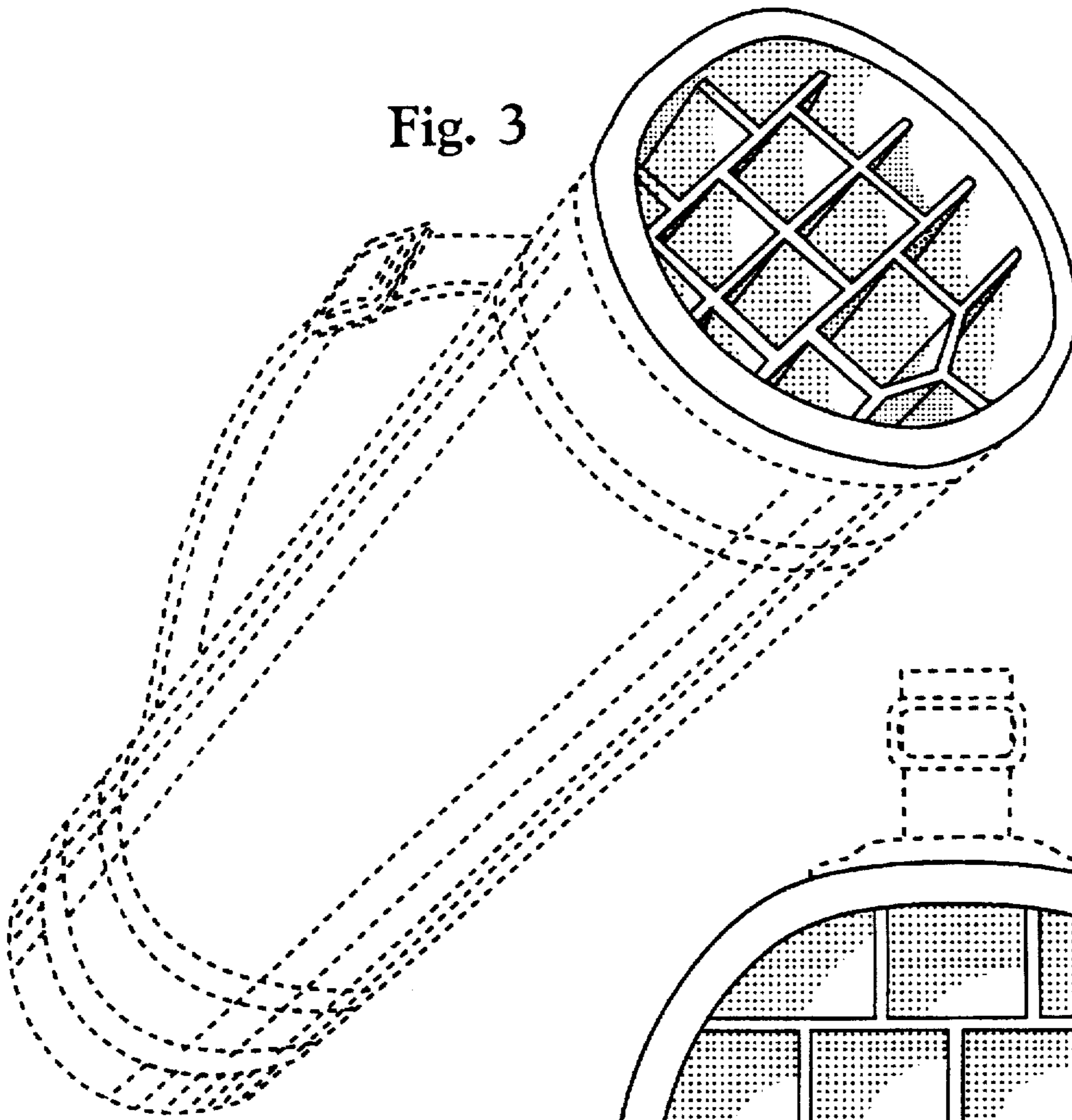


Fig. 4

