



US00D389310S

United States Patent [19]

Niemann et al.

[11] Patent Number: **Des. 389,310**

[45] Date of Patent: ****Jan. 20, 1998**

[54] **BOX**

[75] Inventors: **Hans Niemann, Winchester; Henning Rader, McLean, both of Va.**

[73] Assignee: **Monoflow International, Inc., Winchester, Va.**

[**] Term: **14 Years**

[21] Appl. No.: **51,607**

[22] Filed: **Mar. 14, 1996**

[51] LOC (6) Cl. **03-01**

[52] U.S. Cl. **D3/312**

[58] Field of Search D3/304-315; 206/503-507, 206/515, 596; 220/23.6, 4.26, 674, 675, 752, DIG. 12, DIG. 14

[56] **References Cited**

U.S. PATENT DOCUMENTS

D. 228,263	8/1973	Jones	D3/307
D. 252,172	6/1979	Carroll et al.	D3/304
D. 259,294	5/1981	Box	D3/311
4,482,074	11/1984	Lalley	.	
4,798,304	1/1989	Rader	.	

FOREIGN PATENT DOCUMENTS

2 400 464 3/1979 France .

OTHER PUBLICATIONS

UTZ Brochure "Materials Handling in Plastic" (1994 or earlier), pp. 34, 52, and 107.

Photograph of container from Lewis Systems Division of Menasha Corporation.

Photograph of container from Schaefer Systems.

Primary Examiner—Terry A. Wallace

Attorney, Agent, or Firm—Nixon & Vanderhye P.C.

[57] **CLAIM**

The ornamental design for a box, as shown and described.

DESCRIPTION

FIG. 1 is a top perspective view of a box showing our new design;

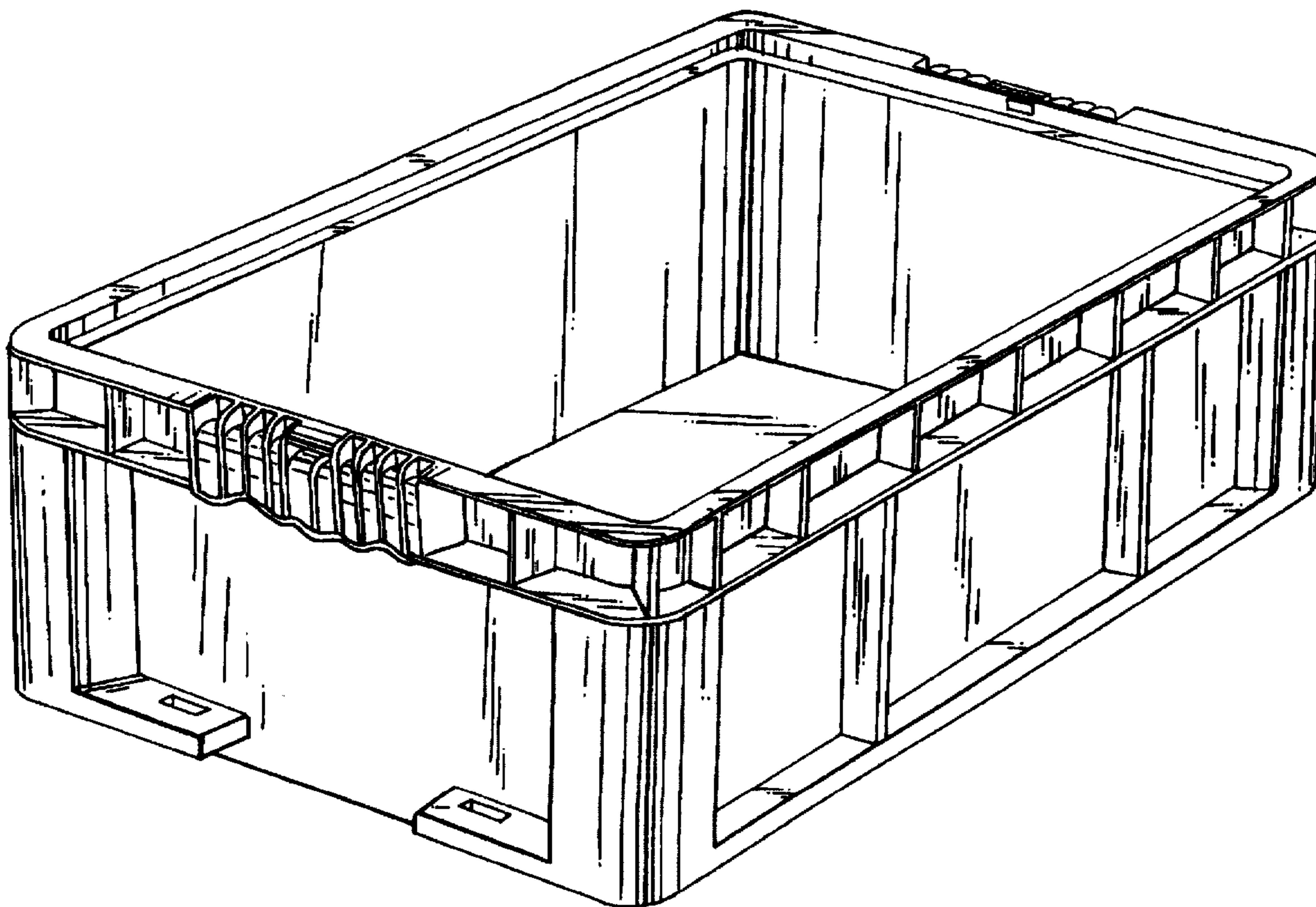
FIG. 2 is an end view thereof, the opposite end view being identical;

FIG. 3 is a side view thereof, the opposite side view being identical;

FIG. 4 is a top plan view thereof; and,

FIG. 5 is a bottom plan view thereof.

1 Claim, 3 Drawing Sheets



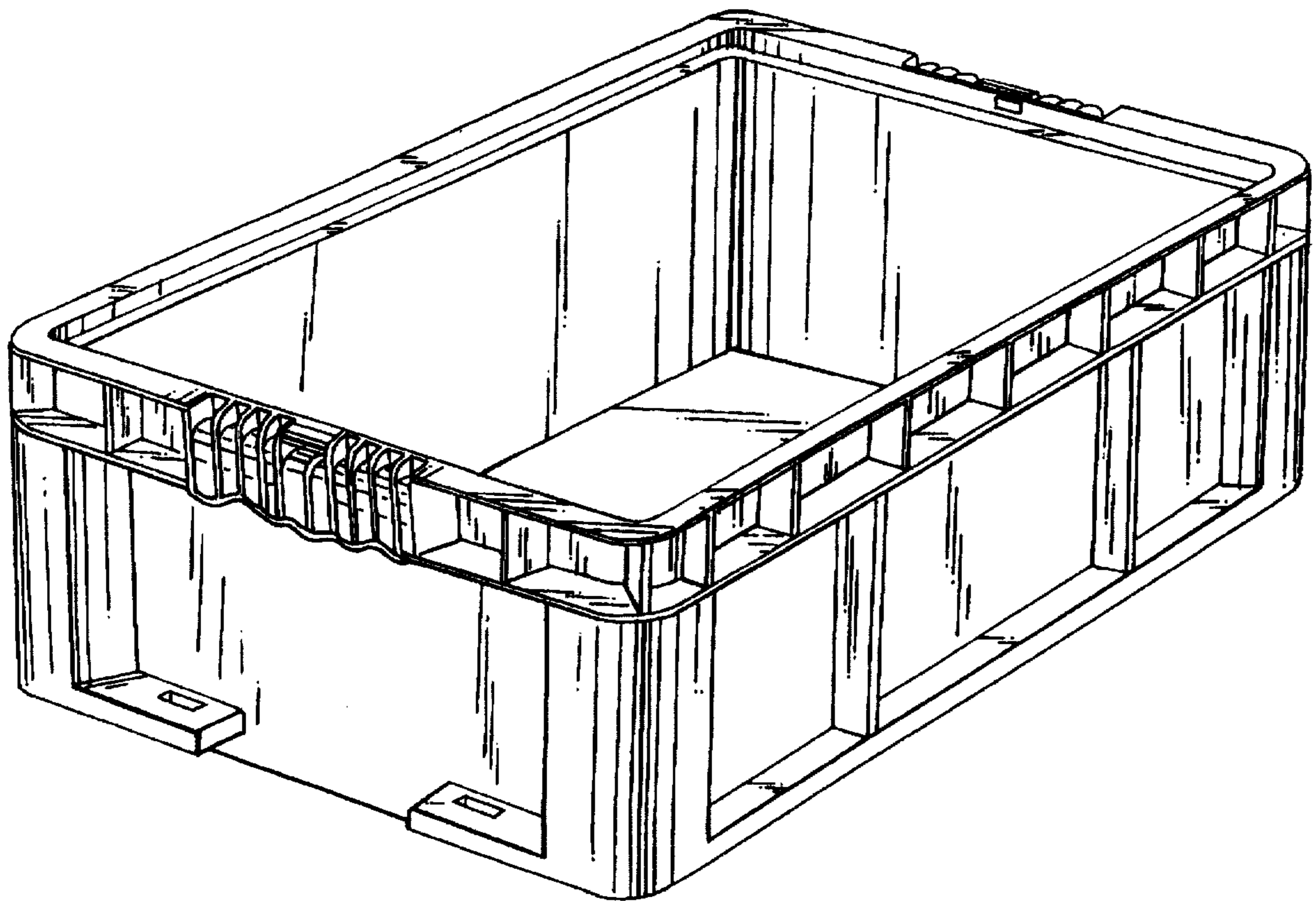


FIG.1

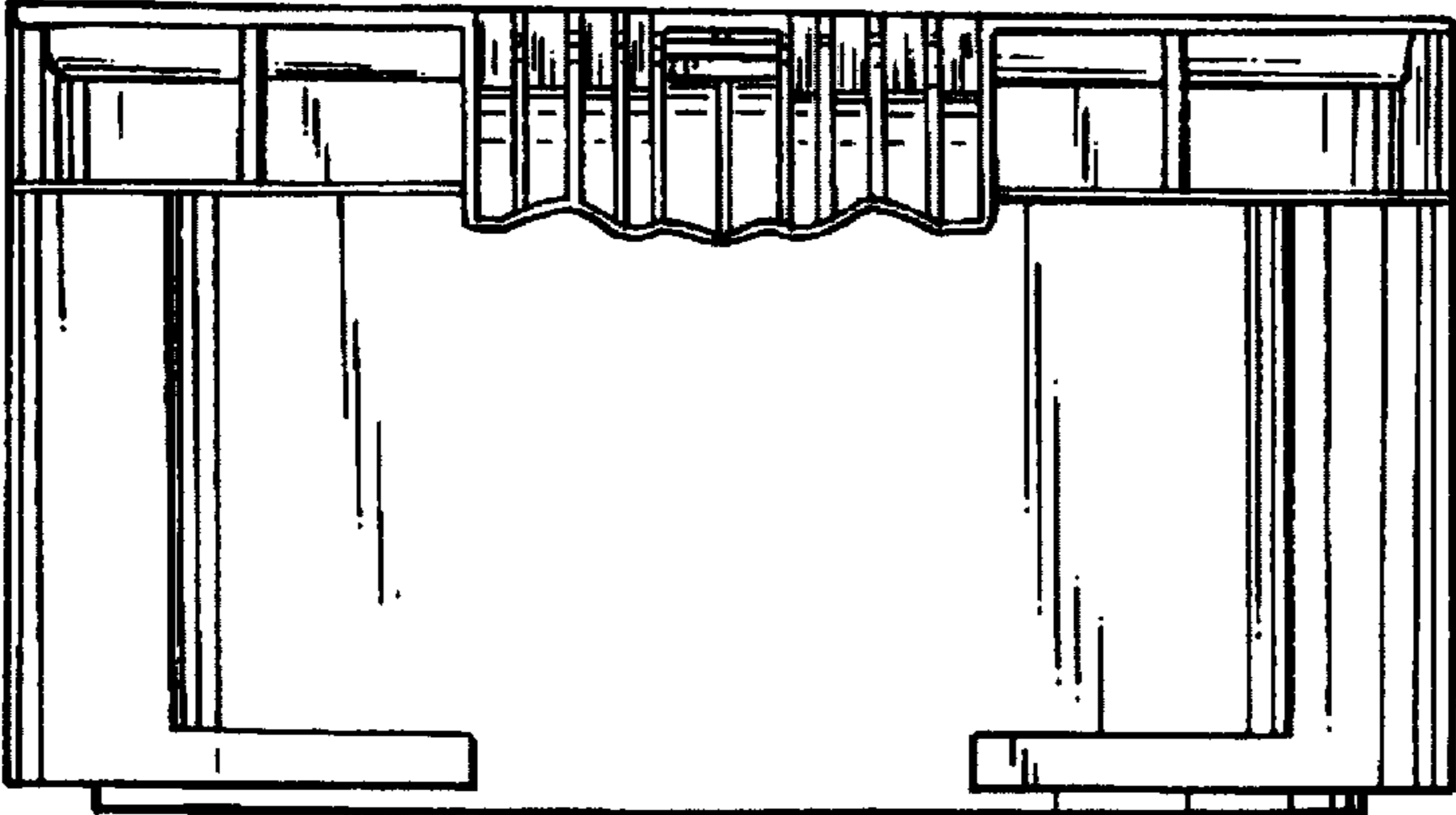


FIG. 2




FIG. 3

FIG. 5

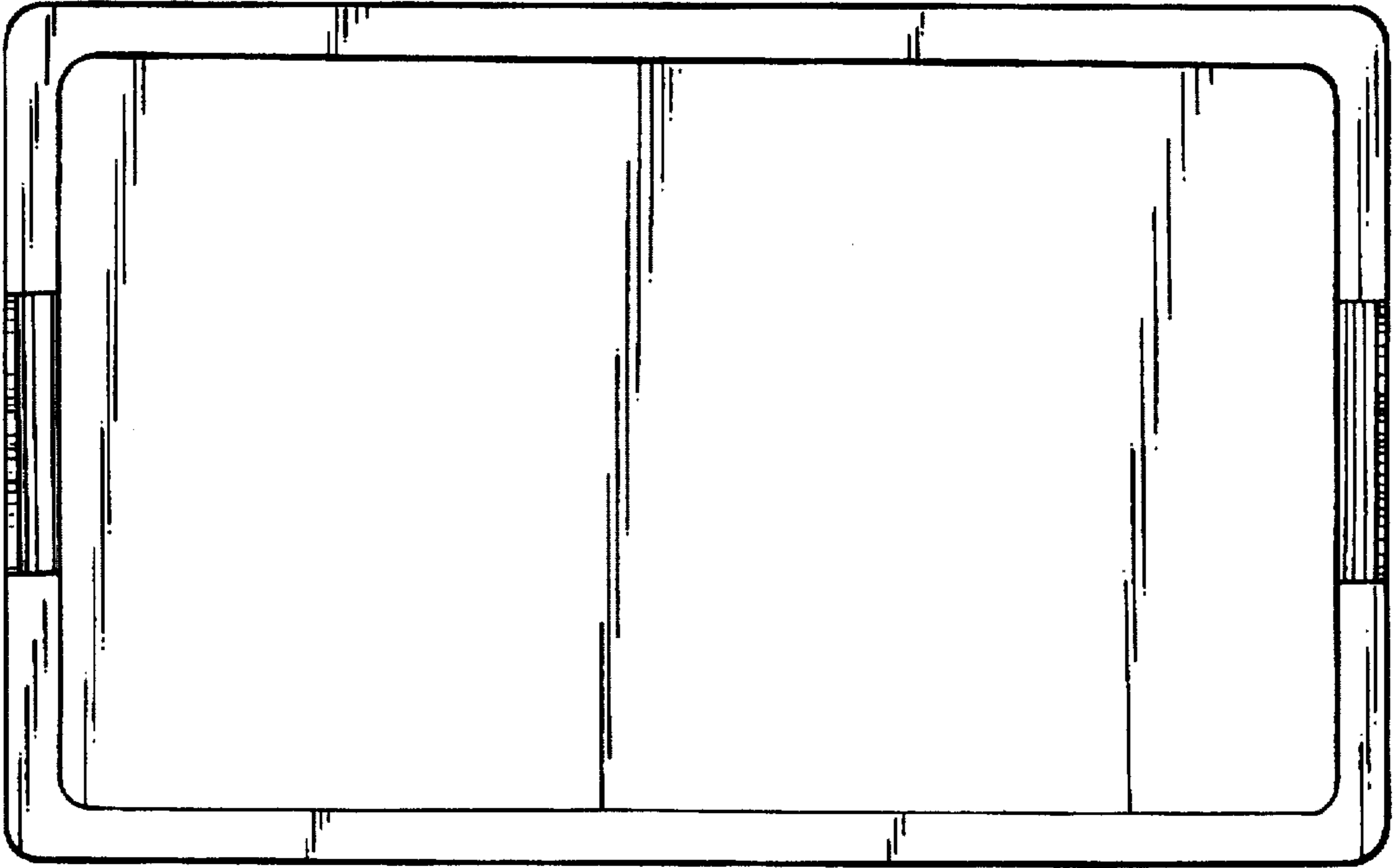


FIG. 4

