



US00D389304S

# United States Patent [19]

[11] Patent Number: **Des. 389,304**

Ault et al.

[45] Date of Patent: **\*\*Jan. 20, 1998**

[54] **BILLFOLD**

[76] Inventors: **Phillip H. Ault**, 3765 Church Rd., Ellicott City, Md. 21043; **Patricia P. Landrem**, 11217 North Five Points Rd., Knightstown, Ind. 46148

[\*\*] Term: **14 Years**

[21] Appl. No.: **65,187**

[22] Filed: **Jan. 23, 1997**

[51] LOC (6) Cl. .... **03-01**

[52] U.S. Cl. .... **D3/251; D3/247**

[58] Field of Search ..... **D3/201, 232, 247, D3/248, 250, 251, 303, 904; 150/131, 143, 147, 150; 190/902; 383/38**

[56] **References Cited**

**U.S. PATENT DOCUMENTS**

D. 244,885	6/1977	Pierson	.....	D3/232
1,420,232	6/1922	Baer	.....	150/131
3,242,959	3/1966	Glass	.....	150/147 X

**FOREIGN PATENT DOCUMENTS**

571998	12/1993	European Pat. Off.	.....	150/131
4267147	4/1994	Japan	.....	150/147

*Primary Examiner*—Louis S. Zarfes  
*Assistant Examiner*—Monica A. Weingart  
*Attorney, Agent, or Firm*—Morton J. Rosenberg; David I. Klein

[57] **CLAIM**

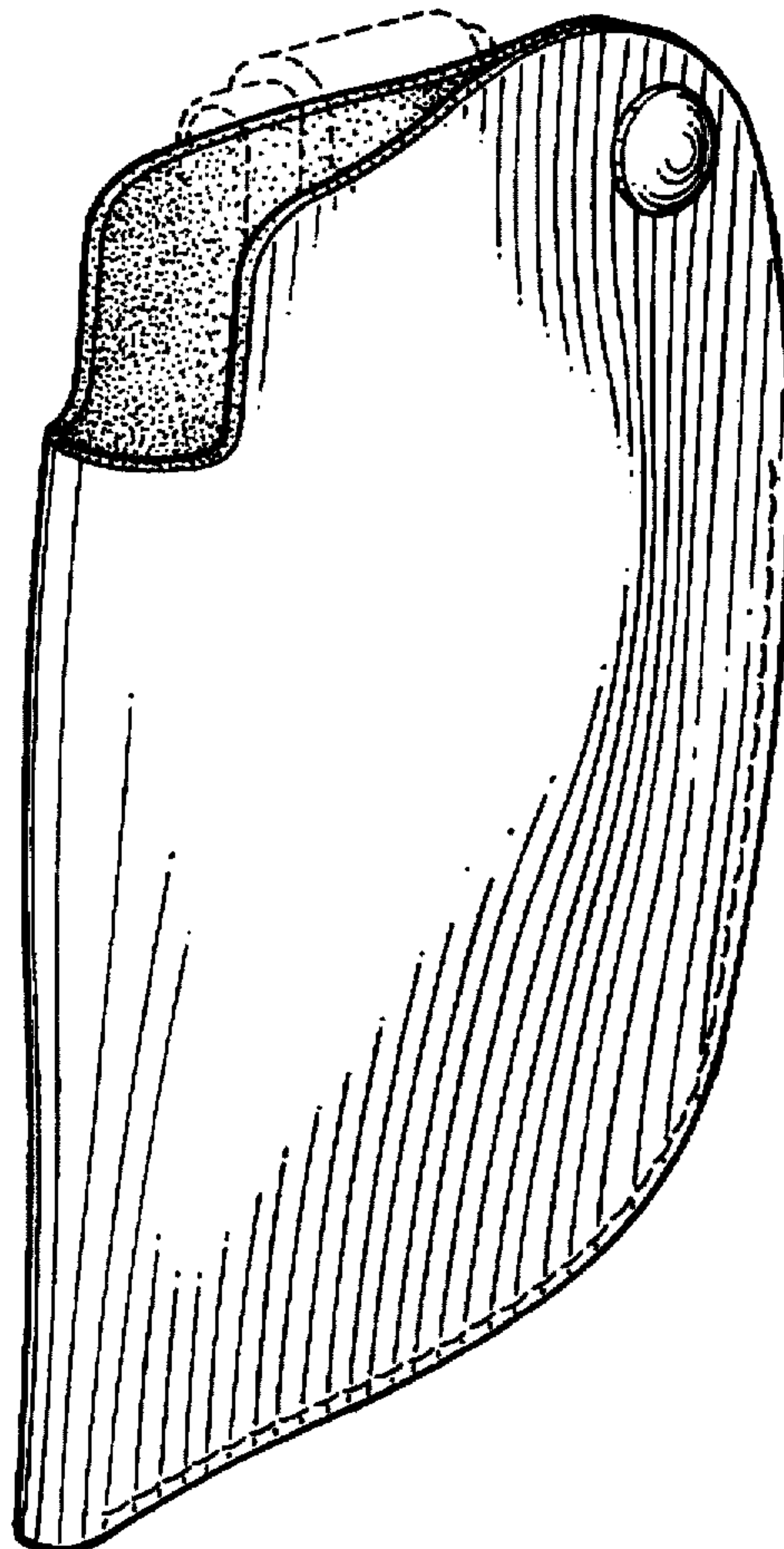
The ornamental design for a billfold, as shown and described.

**DESCRIPTION**

FIG. 1 is a perspective view of a billfold showing our new design;  
FIG. 2 is a right side elevational view thereof;  
FIG. 3 is a left side elevational view thereof;  
FIG. 4 is a front view thereof;  
FIG. 5 is a rear view thereof;  
FIG. 6 is a top plan view thereof; and,  
FIG. 7 is a bottom plan view thereof.

The broken line showing of a money clip in FIGS. 1-7 is for illustrative purposes only and forms no part of the claimed design.

**1 Claim, 4 Drawing Sheets**



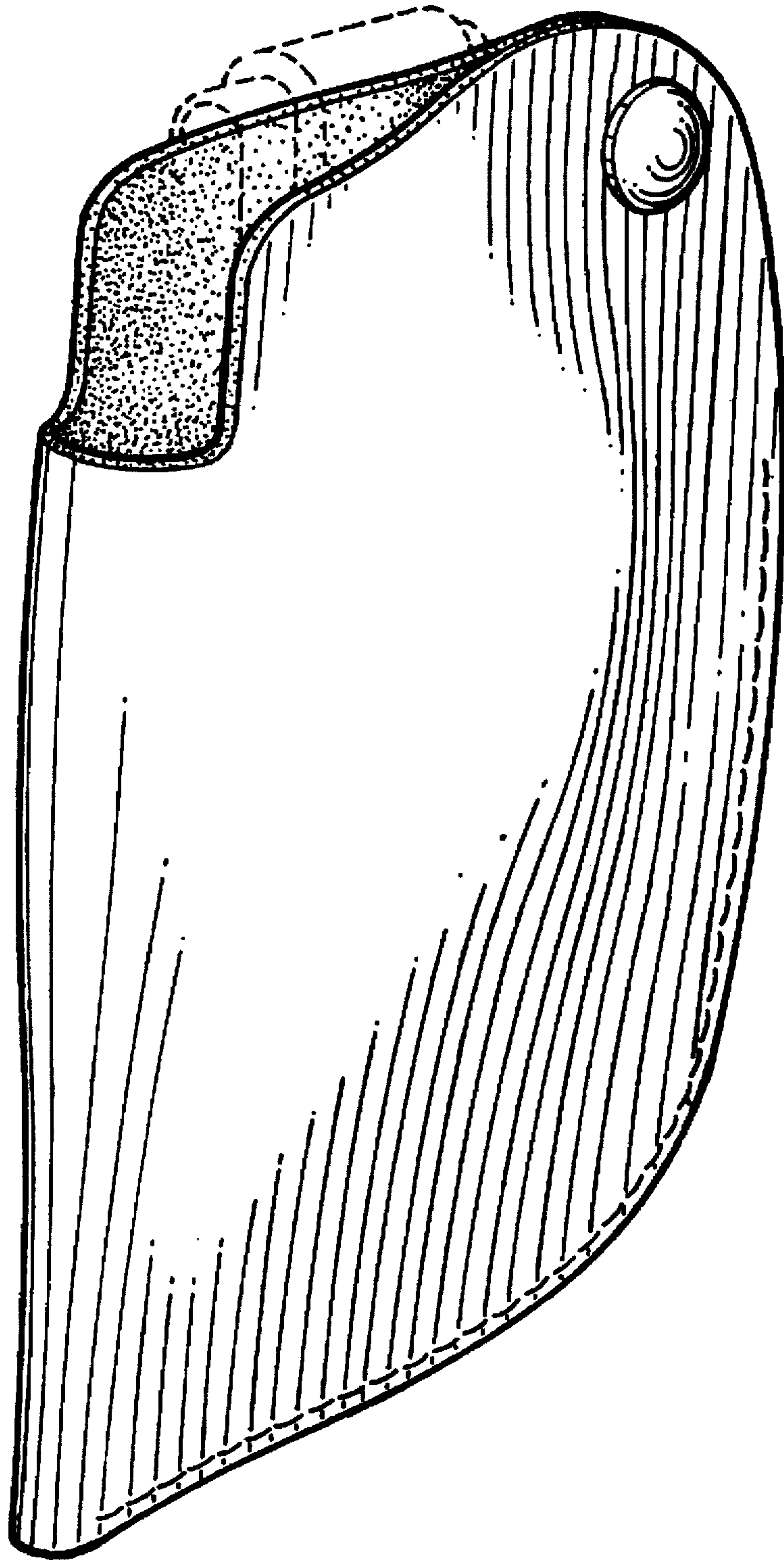


FIG. 1

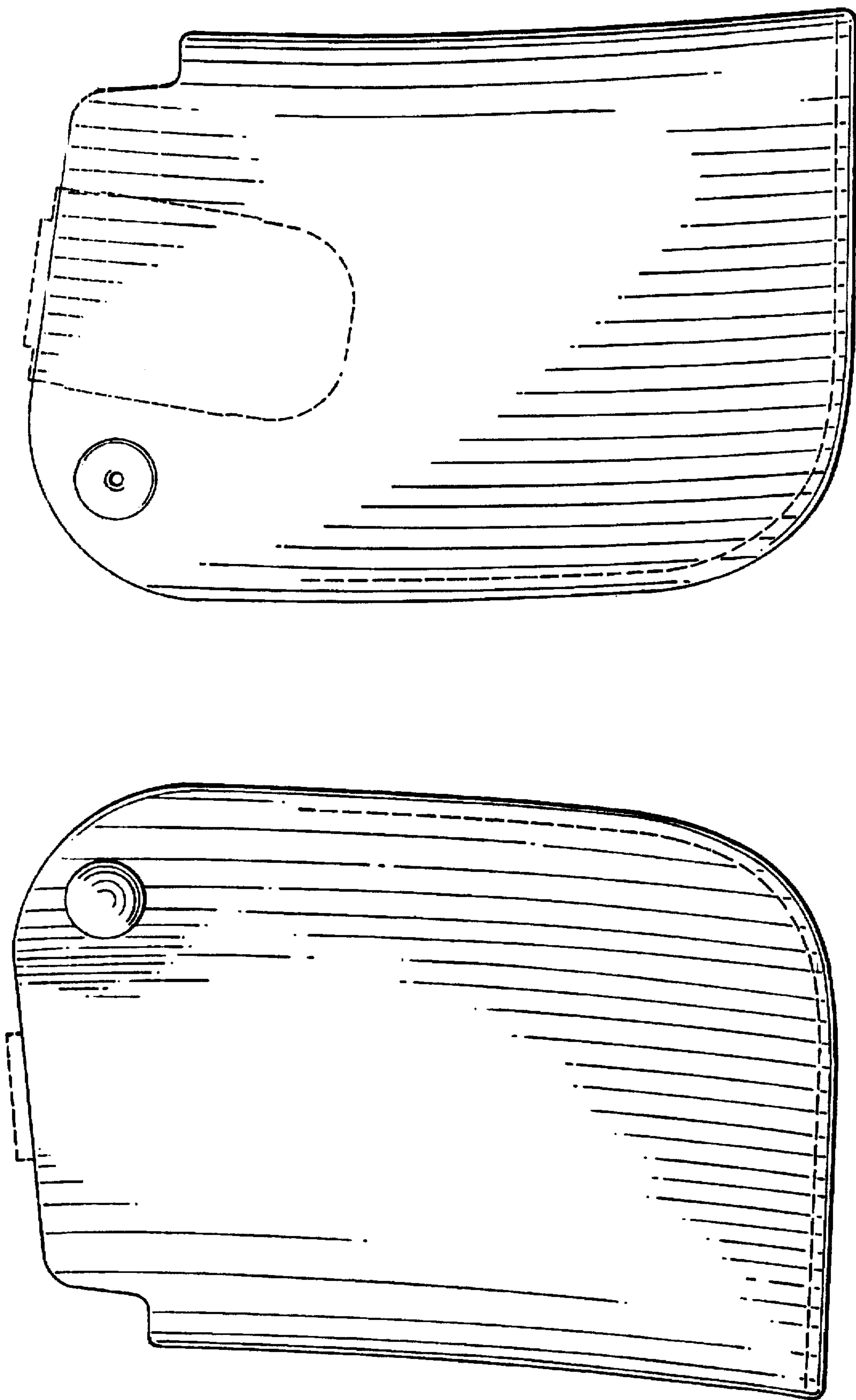


FIG. 2

FIG. 3

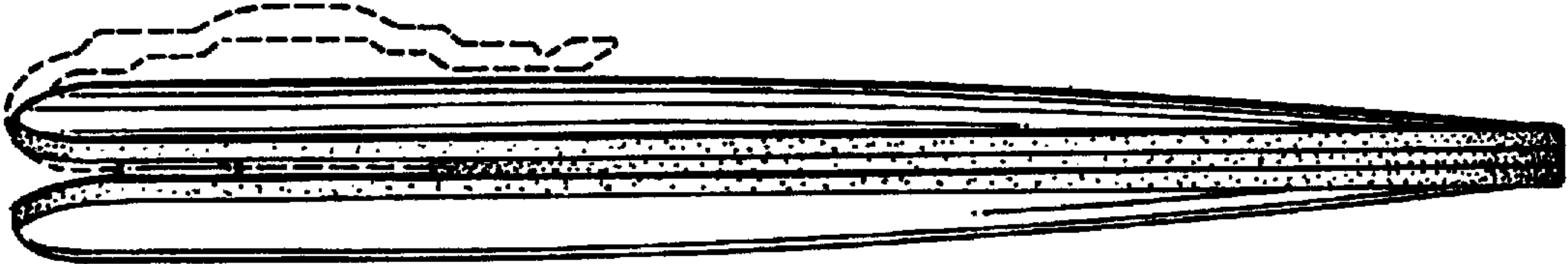


FIG. 5




FIG. 4

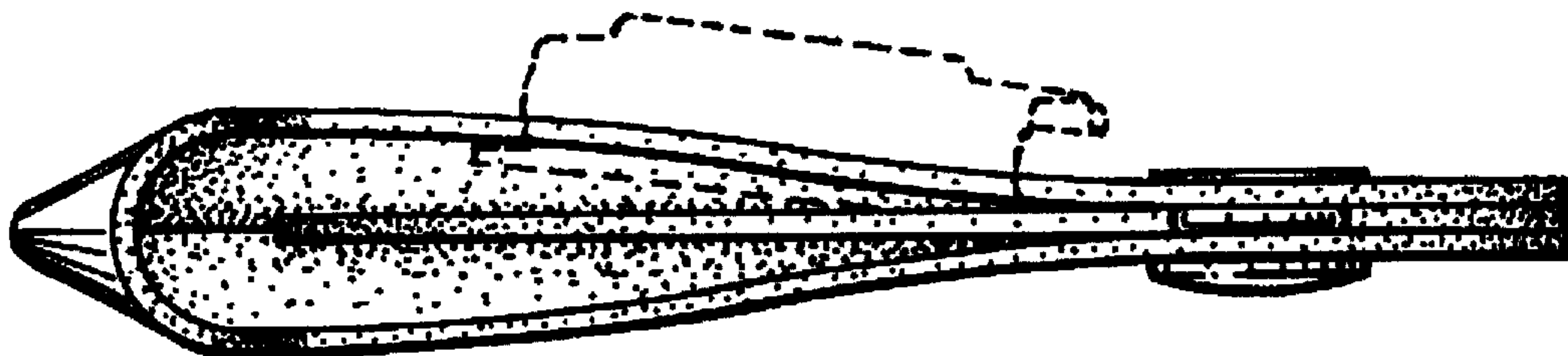


FIG. 6

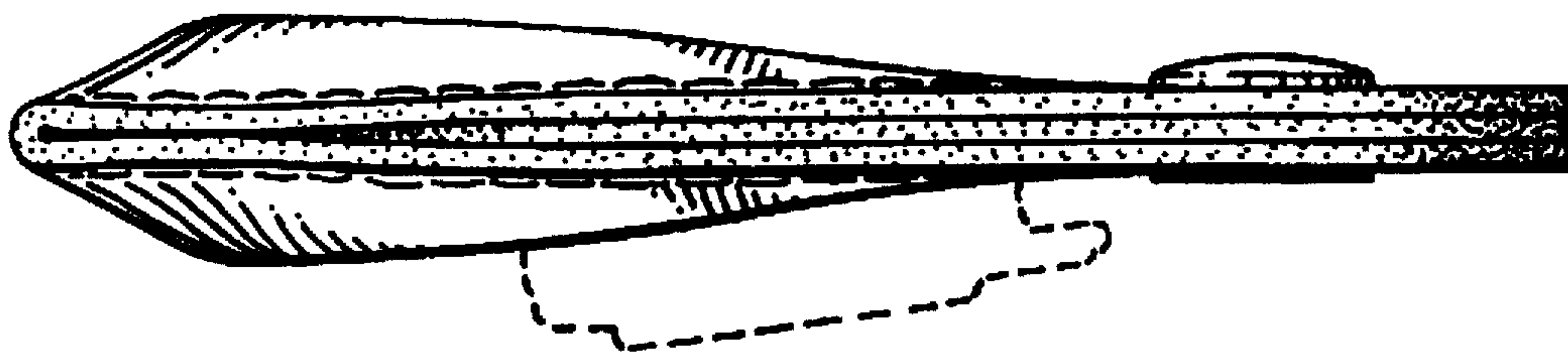


FIG. 7