



US00D389302S

United States Patent [19]

[11] Patent Number: **Des. 389,302**

Ekeoba

[45] Date of Patent: ****Jan. 20, 1998**

[54] **COMBINED KEY HOLDER AND CALENDAR**

D. 188,801	9/1960	Carthew	D19/21
D. 297,820	9/1988	Chan	D3/207
D. 307,215	4/1990	Chan	D3/208
D. 365,600	12/1995	Martin	D3/208
3,474,558	10/1969	Huber	D19/21

[76] Inventor: **Julius C. Ekeoba**, P.O. Box 23,
Kensington, Md. 20895

[**] Term: **14 Years**

Primary Examiner—Ralf Seifert

[21] Appl. No.: **58,435**

[57] **CLAIM**

[22] Filed: **Aug. 15, 1996**

The ornamental design for a combined key holder and calendar, as shown and described.

[51] LOC (6) Cl. **03-01**

[52] U.S. Cl. **D3/208**

[58] Field of Search D3/207-211; D19/20,
D19/21; 70/456

DESCRIPTION


FIG. 1 is a front elevational view of a combined key holder and calendar showing my new design; FIG. 2 is a rear elevational view thereof; and, FIG. 3 is a side view thereof.

[56] References Cited

U.S. PATENT DOCUMENTS

D. 130,271	11/1941	Trollen	D19/20
D. 140,313	2/1945	Ignall	D19/20

1 Claim, 1 Drawing Sheet






FIG. 1

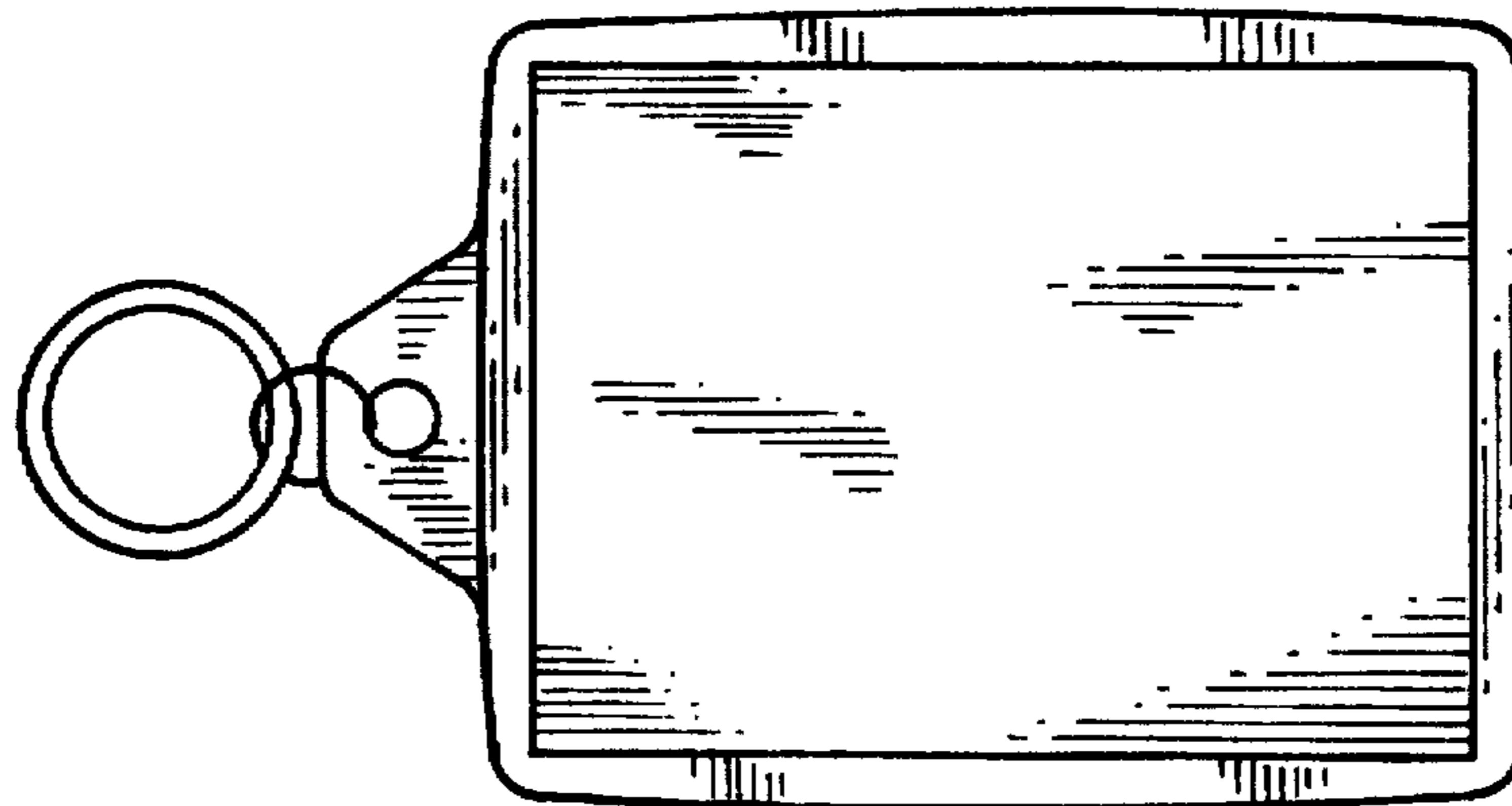


FIG. 2



FIG. 3