



US00D389300S

United States Patent [19]
Teague

[11] **Patent Number: Des. 389,300**
[45] **Date of Patent: **Jan. 20, 1998**

- [54] **SIDE ELEMENT OF A SHOE UPPER**
- [75] **Inventor: Tracy L. Teague, Aloha, Oreg.**
- [73] **Assignee: Nike, Inc., Beaverton, Oreg.**
- [**] **Term: 14 Years**
- [21] **Appl. No.: 62,882**
- [22] **Filed: Nov. 29, 1996**
- [51] **LOC (6) CL 02-99**
- [52] **U.S. Cl. D2/972**
- [58] **Field of Search D2/896, 902, 907,
D2/946, 969, 970, 972-974; 36/83, 84,
45, 50.1, 53, 114**

- Nike Fall 1992 Footwear Catalog, p. 30, published Dec. 1991.
- Nike Spring 1992 footwear Catalog, pp. 38, 40, published Jun. 1991.
- Nike Holiday 1994 footwear catalog, pp. 50, 52, published Mar. 1994.
- Nike Spring 1995 Footwear Catalog, p. 101, published Jun. 1994.
- Nike Late Spring 1995 Footwear Catalog, p. 28, published Sep. 1994.
- Nike Spring 1996 Footwear catalog, pp. 36, 168, published Jun. 1995.
- Nike Late Spring 1996 Footwear catalog, pp. 7, 41, 131, published Aug. 1995.
- Nike Fall 1996 Footwear catalog, p. 67, published Dec. 1995.
- Nike Holiday 1996 Footwear catalog, pp. 86, 117, published Mar. 1996.

[56] **References Cited**

U.S. PATENT DOCUMENTS

- D. 54,215 11/1919 Johnson .
- D. 261,446 10/1981 Schmohl .
- D. 284,329 6/1986 Rolando .
- D. 291,020 7/1987 Gamm .
- D. 296,613 7/1988 Brown .
- D. 298,282 11/1988 Brown et al. D2/973
- D. 301,387 6/1989 Diaz et al. .
- D. 319,529 9/1991 Hatfield .
- D. 323,736 2/1992 Worthington .
- D. 344,405 2/1994 Close .
- D. 348,561 7/1994 Lozano .
- D. 351,275 10/1994 Hatfield et al. .
- D. 354,163 1/1995 Hatfield .
- D. 361,884 9/1995 Lozano .
- D. 364,729 12/1995 Teague .
- D. 369,896 5/1996 Banik .
- D. 375,194 11/1996 Teague .
- D. 375,401 11/1996 Cooper .
- D. 376,901 12/1996 Avar et al. D2/972

OTHER PUBLICATIONS

- Nike Spring 1989 Footwear Catalog, p. 8, published Jun. 1988.
- Nike Fall 1991 Footwear Catalog, pp. 8, 9, published Dec. 1990.

Primary Examiner—Dominic Simone
Attorney, Agent, or Firm—Banner & Witcoff, Ltd.

[57] **CLAIM**

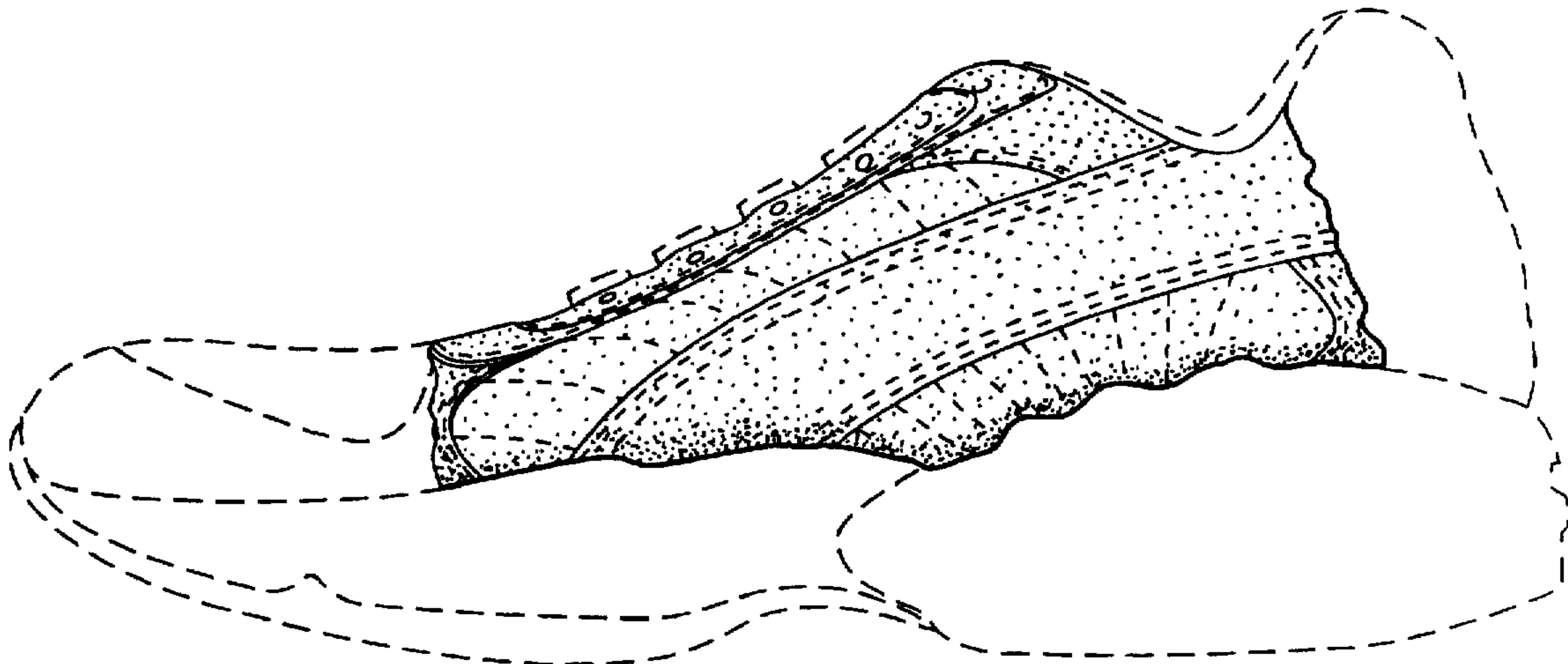
The ornamental design for a side element of a shoe upper, as shown and described.

DESCRIPTION

FIG. 1 is a side elevational view of a side element of a shoe upper showing my new design;
FIG. 2 is a front elevational view thereof;
FIG. 3 is a rear elevational view thereof; and,
FIG. 4 is a top plan view thereof.

The broken line showing of a shoe sole and the remaining portion of the upper shown in FIGS. 1-4 is for illustrative purposes only and forms no part of the claimed design.

1 Claim, 2 Drawing Sheets



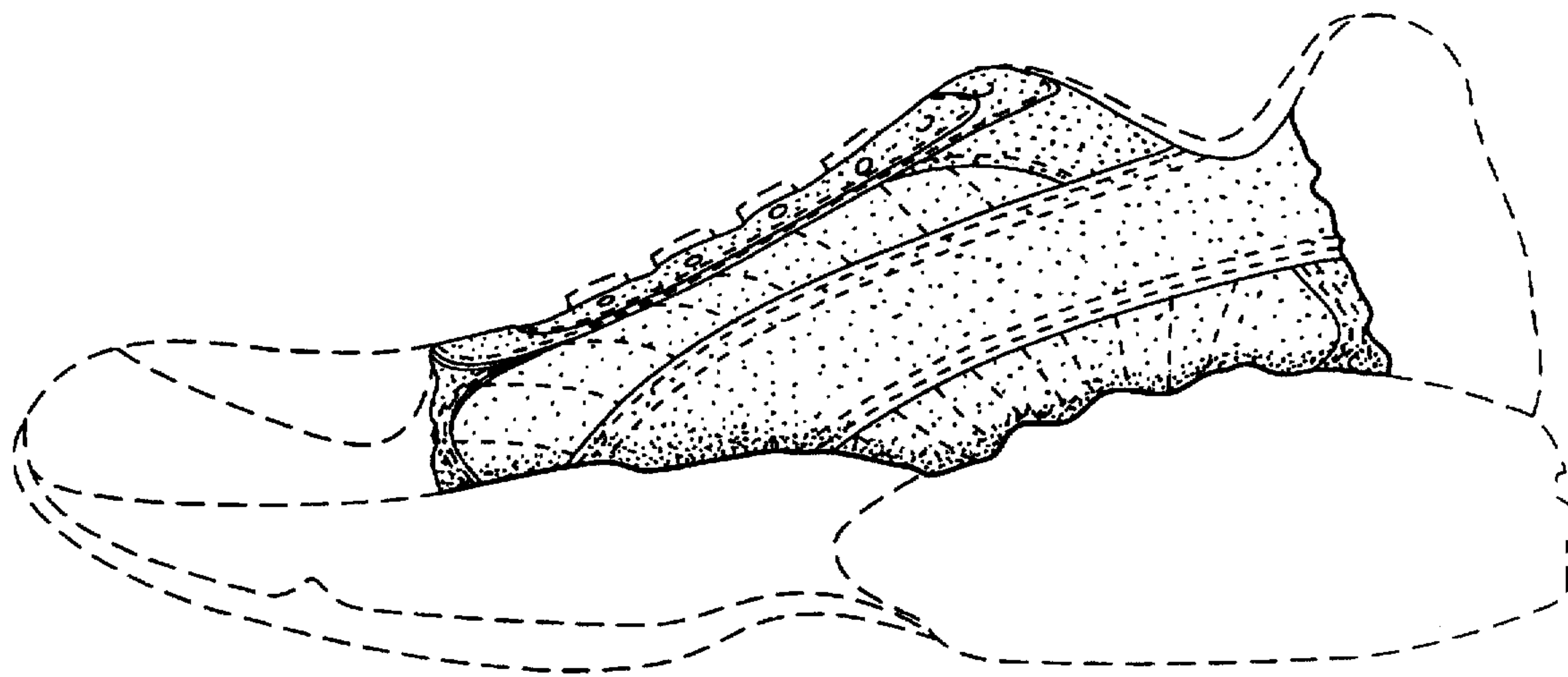


FIG. 1

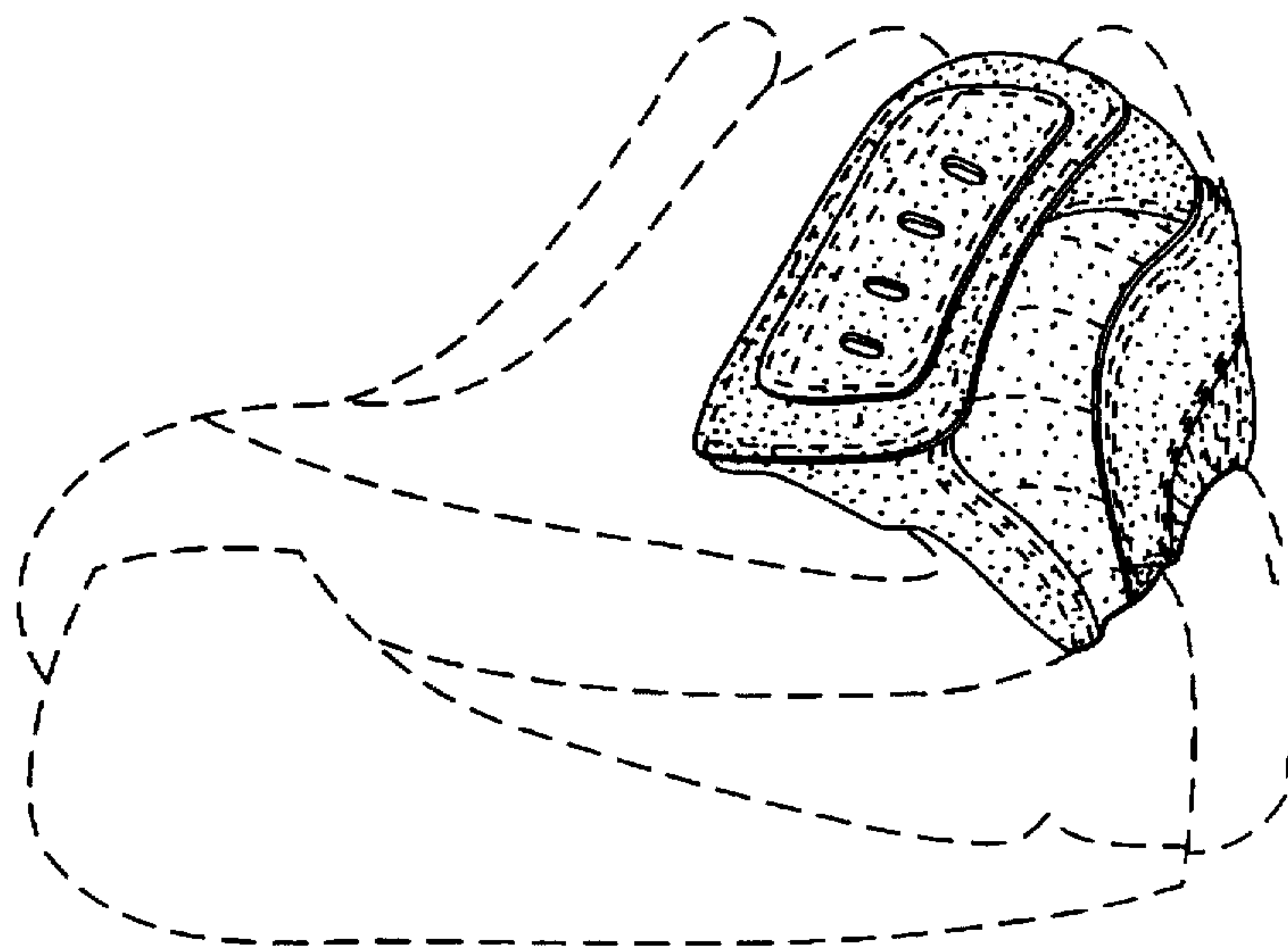


FIG. 2

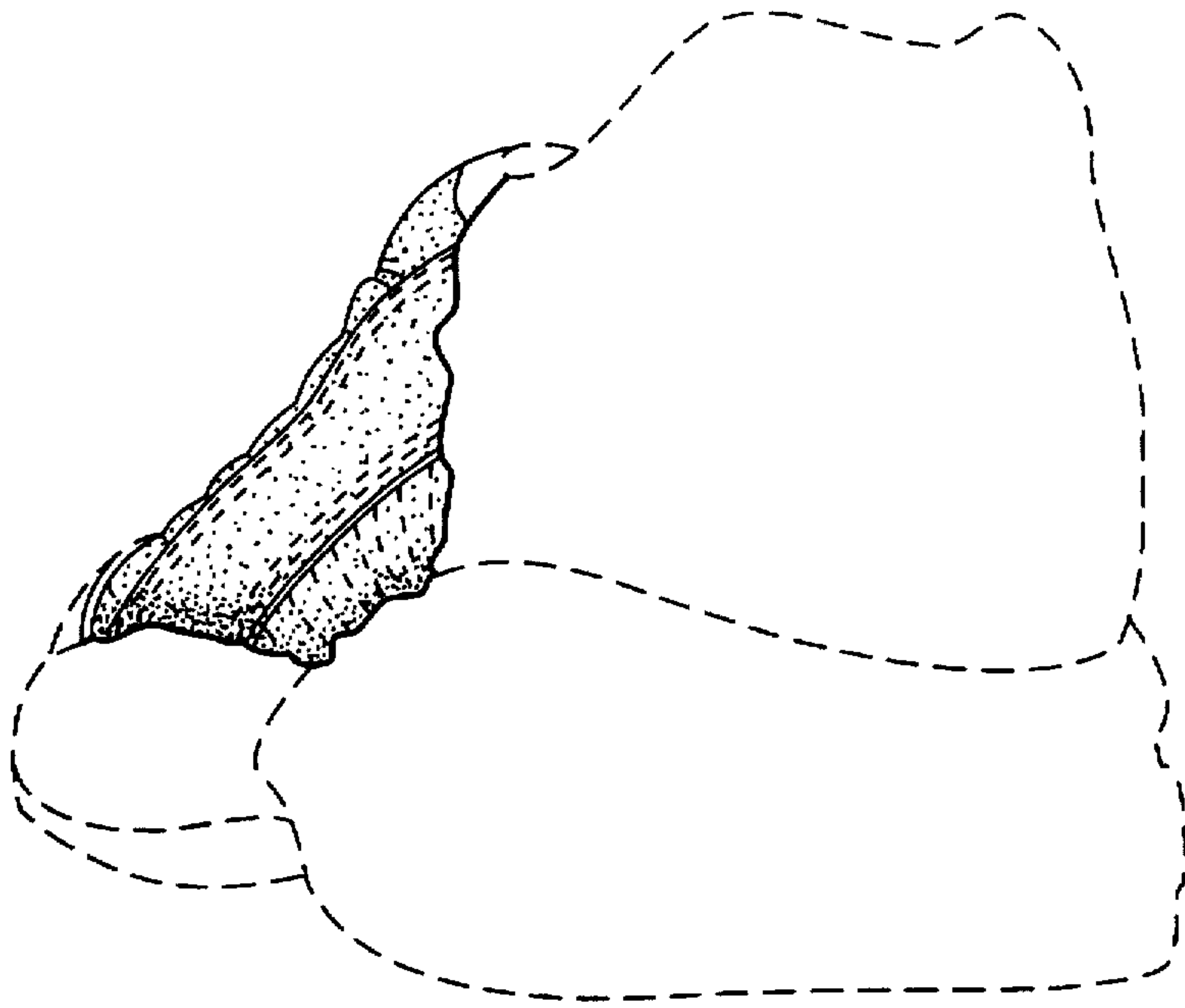


FIG. 3

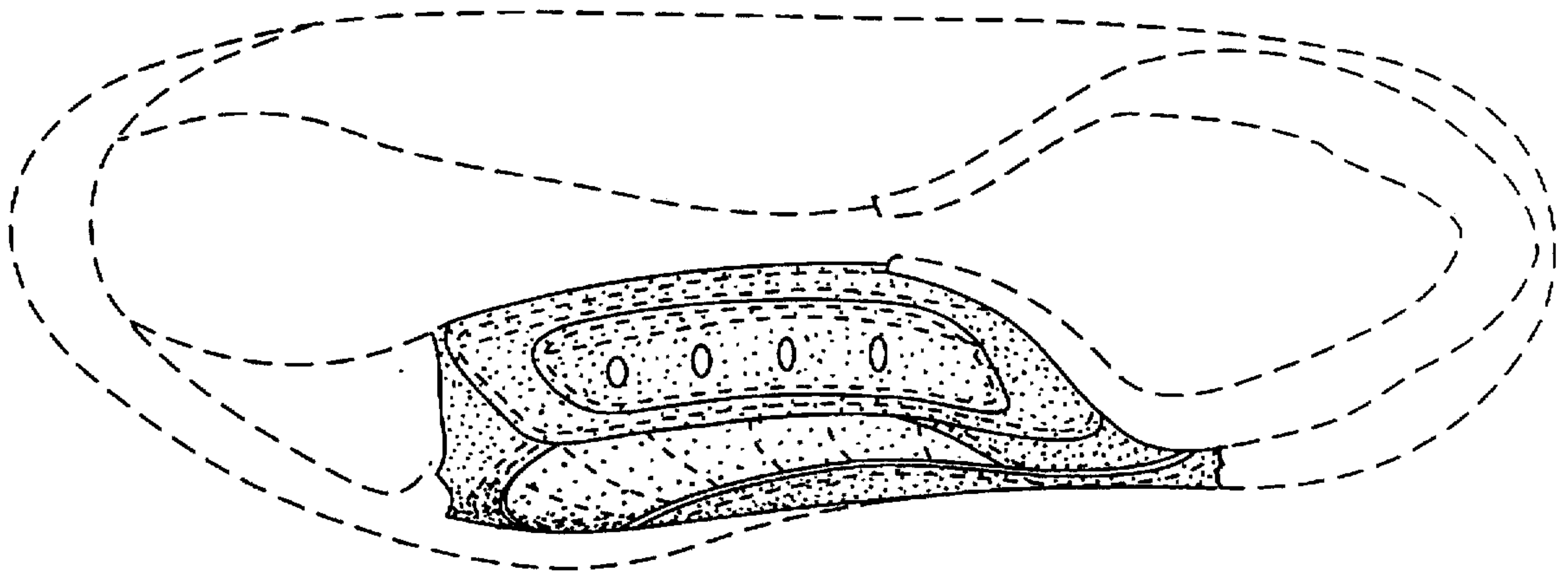


FIG. 4