



US00D389297S

United States Patent [19]
Adam

[11] Patent Number: Des. 389,297
[45] Date of Patent: **Jan. 20, 1998

[54] REMOVABLE CLEAT FOR USE WITH ATHLETIC SHOES

[75] Inventor: John M. Adam, Marietta, Ga.

[73] Assignee: Diversified Industrial Technologies, Inc., Marietta, Ga.

[**] Term: 14 Years

[21] Appl. No.: 57,834

[22] Filed: Aug. 1, 1996

[51] LOC (6) Cl. 02-04

[52] U.S. Cl. D2/962; D2/946; D2/947; D2/948

[58] Field of Search D2/896, 902, 906, D2/907, 908, 909, 946, 947, 948, 950, 951, 954, 961, 962, 964, 967, 968; 36/7.1 R, 7.3, 27, 30 R, 35 R, 37, 38, 59 A, 59 R, 67 D, 71, 114, 127, 128, 134

[56] References Cited

U.S. PATENT DOCUMENTS

D. 201,952	8/1965	Johns	D7/5
D. 366,755	2/1996	Abbey	D2/962
D. 371,453	7/1996	Deacon et al.	D2/962
D. 372,355	8/1996	Deacon et al.	D2/962
D. 375,192	11/1996	Bathum	D2/962
1,012,057	12/1911	Brady	.	
1,230,118	6/1917	Clifford	.	
1,232,896	7/1917	Clifford	.	
1,304,616	5/1919	Smith	.	
1,550,772	8/1925	Allan	.	
1,827,514	10/1931	Golden	.	
1,876,195	9/1932	Youmans	.	
2,261,785	11/1941	Youmans	36/59
2,292,239	8/1942	Pierce et al.	36/59
2,423,753	7/1947	Brooks	36/59 A X
2,677,905	5/1954	Dye	36/59
2,803,070	6/1957	Passidomo et al.	36/59
3,267,593	8/1966	Turner	36/67 D

3,271,885	9/1966	McAuliffe	36/2.5
3,512,275	5/1970	Leavitt	36/59
3,656,245	4/1972	Wilson	36/67
3,707,047	12/1972	Nedwick	36/2.5 R
4,014,114	3/1977	Jordan et al.	36/67
4,205,466	6/1980	Collins	36/67 D
4,299,038	11/1981	Epple	36/67
4,577,422	3/1986	Tanel	36/126
4,633,600	1/1987	Dassler et al.	36/67 D X
4,653,206	3/1987	Tanel	36/126
4,689,901	9/1987	Ihlenburg	36/126
4,723,366	2/1988	Hagger	136/134
4,748,752	6/1988	Tanel	36/126
5,029,405	7/1991	DeHaitre	36/134
5,259,129	11/1993	Deacon et al.	36/127

OTHER PUBLICATIONS

"Here's the Soft Golf Spike That's Hard To Beat"—Champ Tred-Lite—Believed to be known to others prior to Aug. 1, 1996.

Primary Examiner—Louis S. Zarfes
Assistant Examiner—Monica A. Weingart
Attorney, Agent, or Firm—Louis T. Isaf; Isaf, Vaughan & Kerr

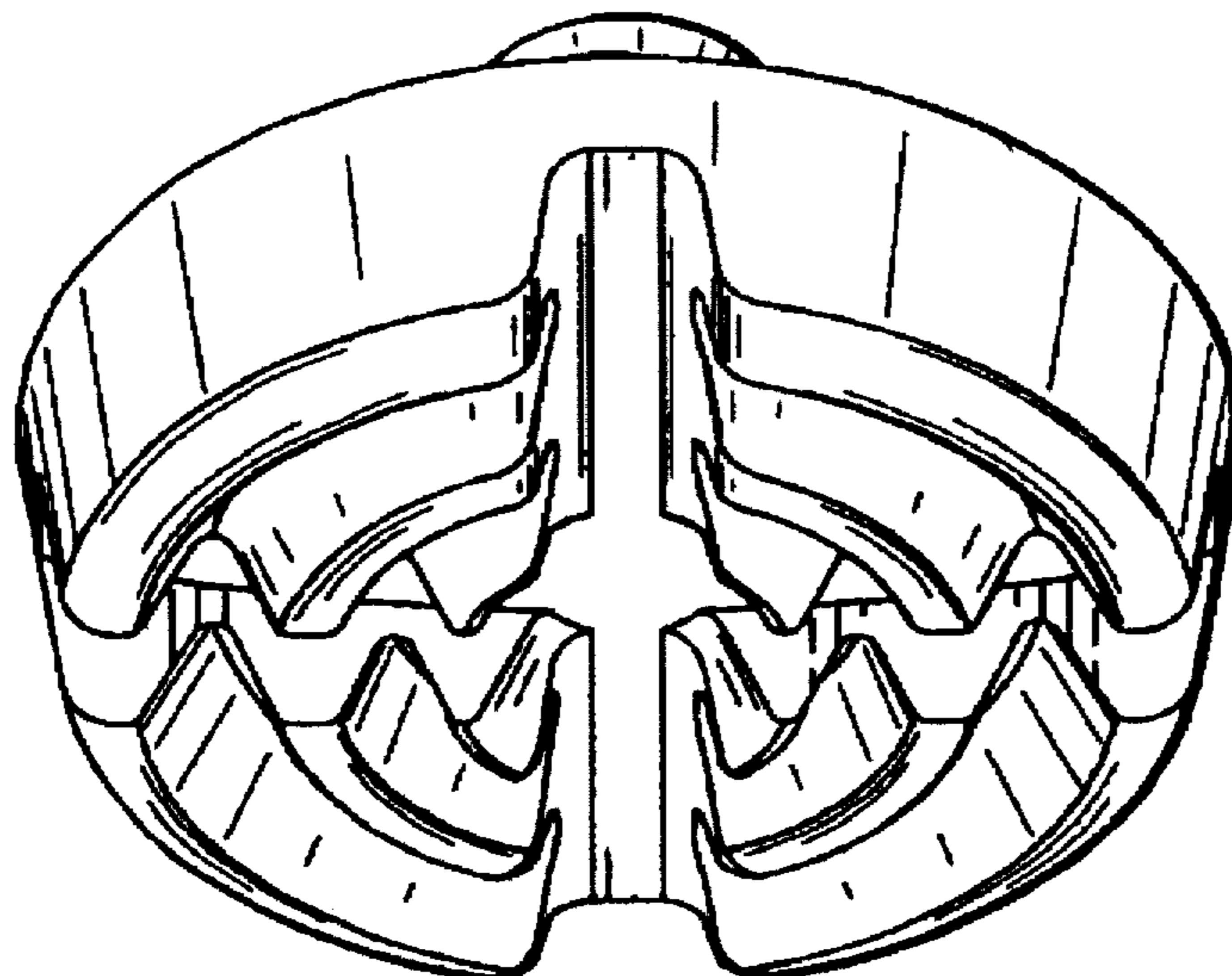
[57] CLAIM

The ornamental design for "removable cleat for use with athletic shoes", as shown and described.

DESCRIPTION

FIG. 1 is a perspective view of a removable cleat for use with athletic shoes, in accordance with the preferred embodiment of my design invention;
FIG. 2 is a top view thereof;
FIG. 3 is a bottom view thereof;
FIG. 4 is a front view thereof;
FIG. 5 is a rear view thereof;
FIG. 6 is a left side view thereof; and,
FIG. 7 is a right side view thereof.

1 Claim, 1 Drawing Sheet



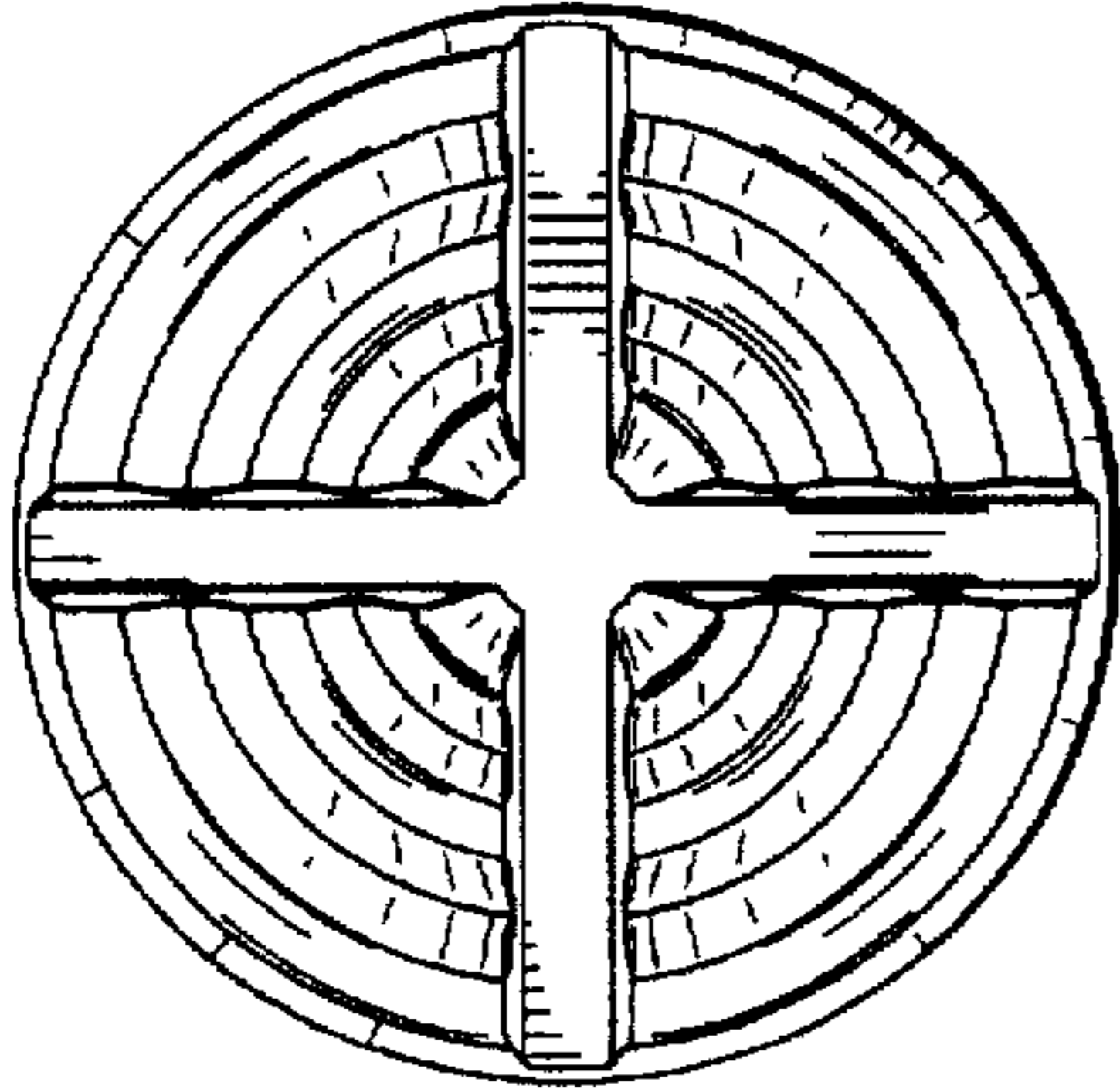


FIG. 1

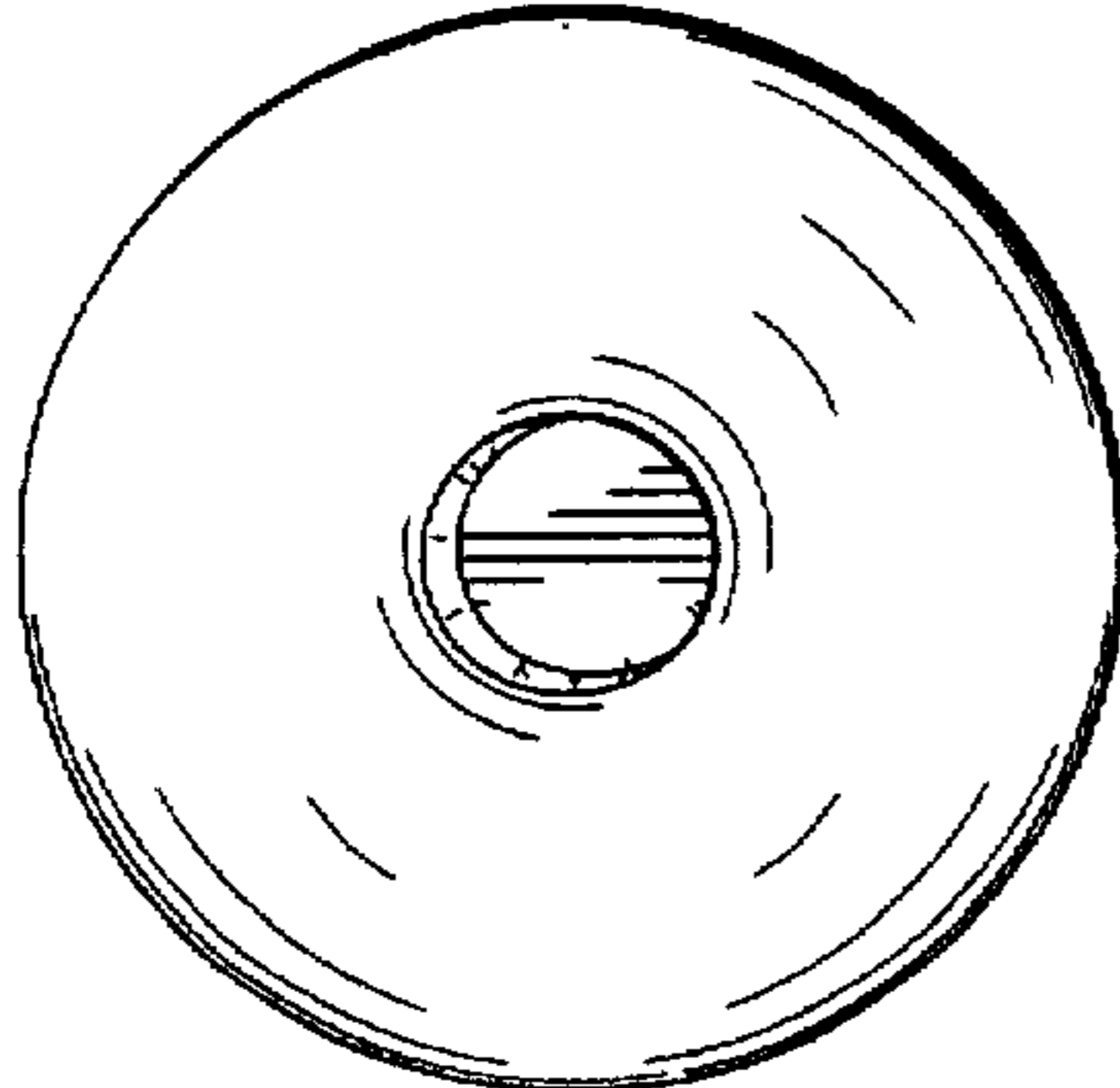


FIG. 2

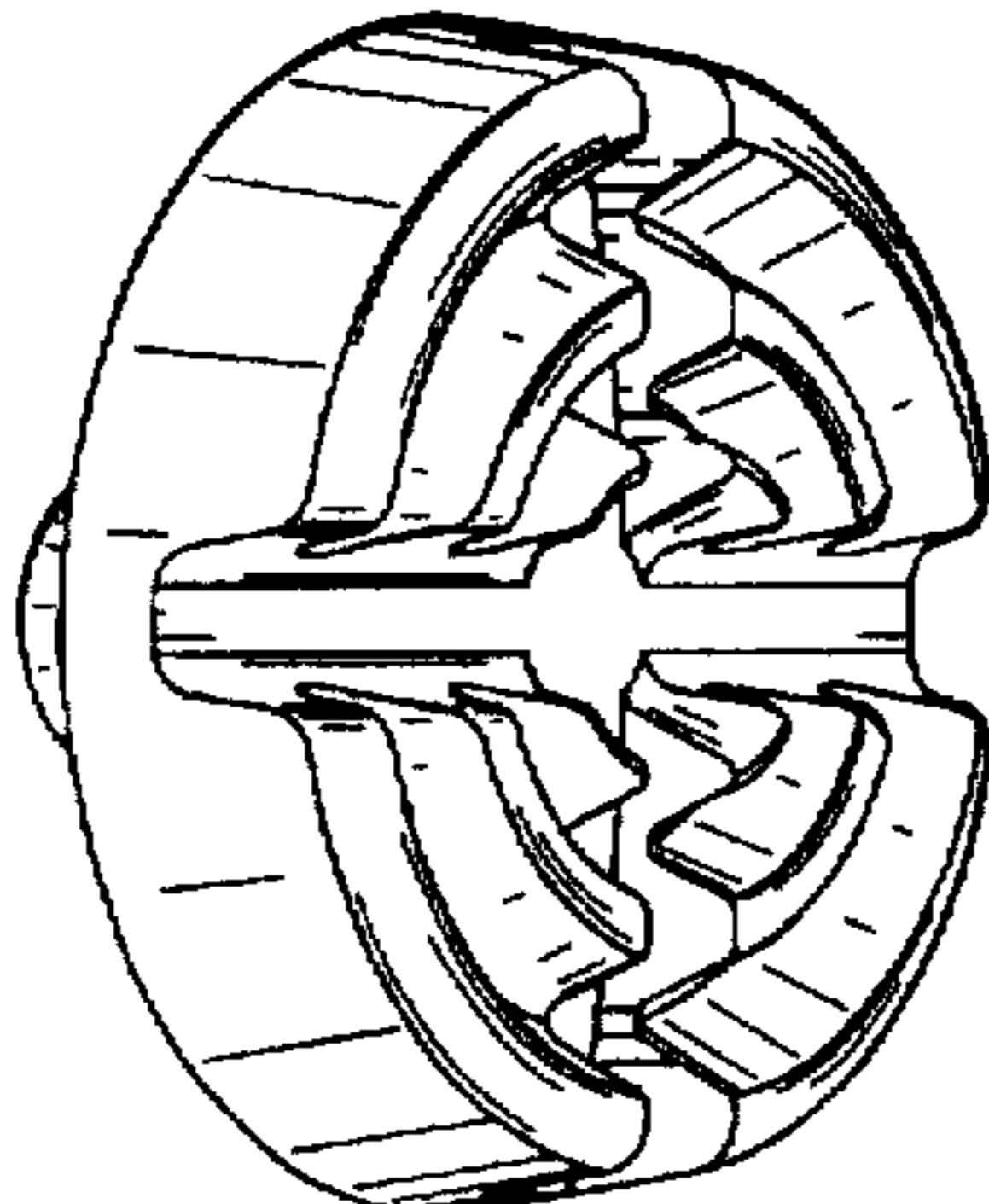


FIG. 3

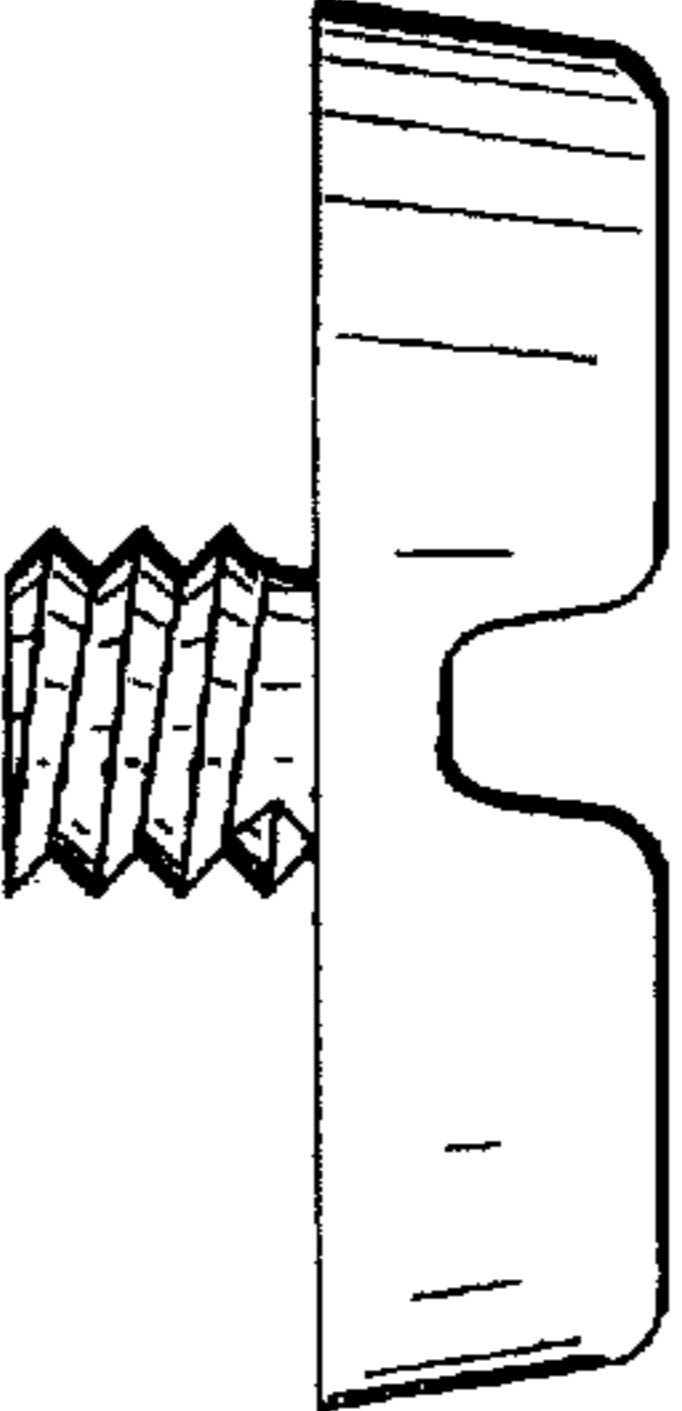


FIG. 4

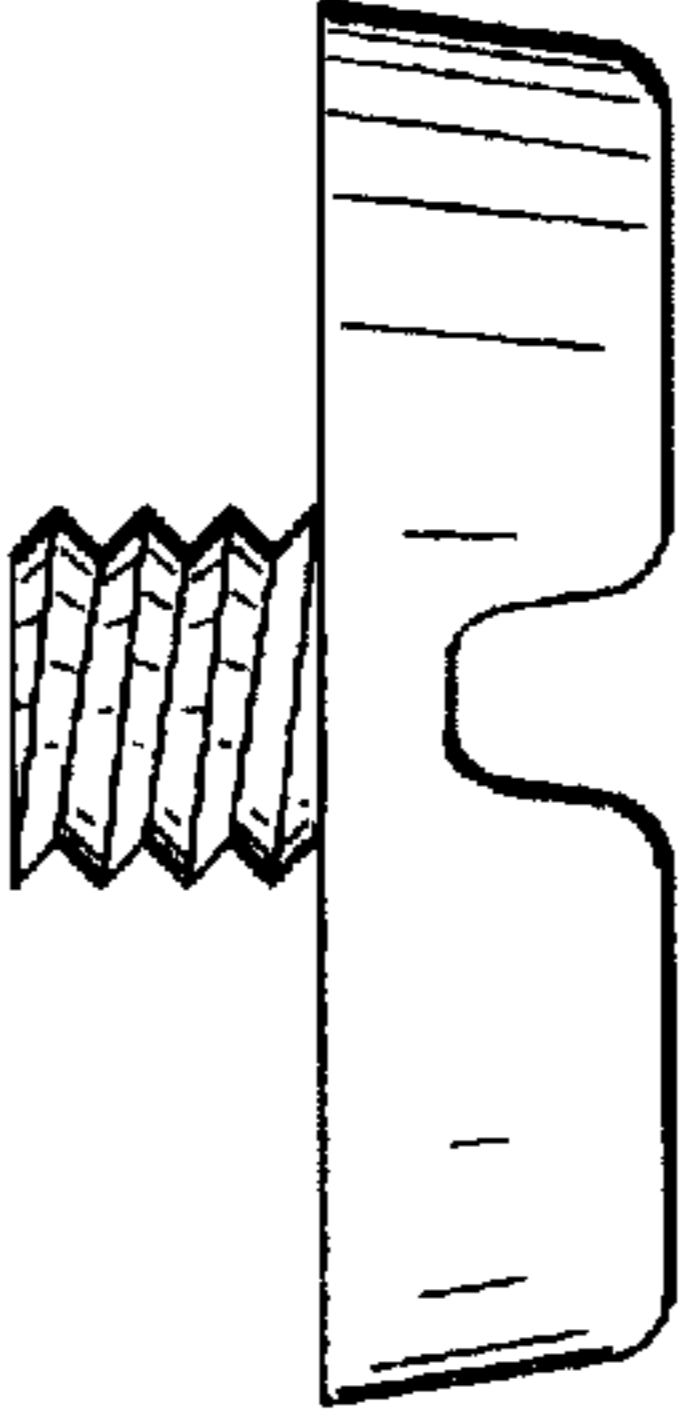


FIG. 5

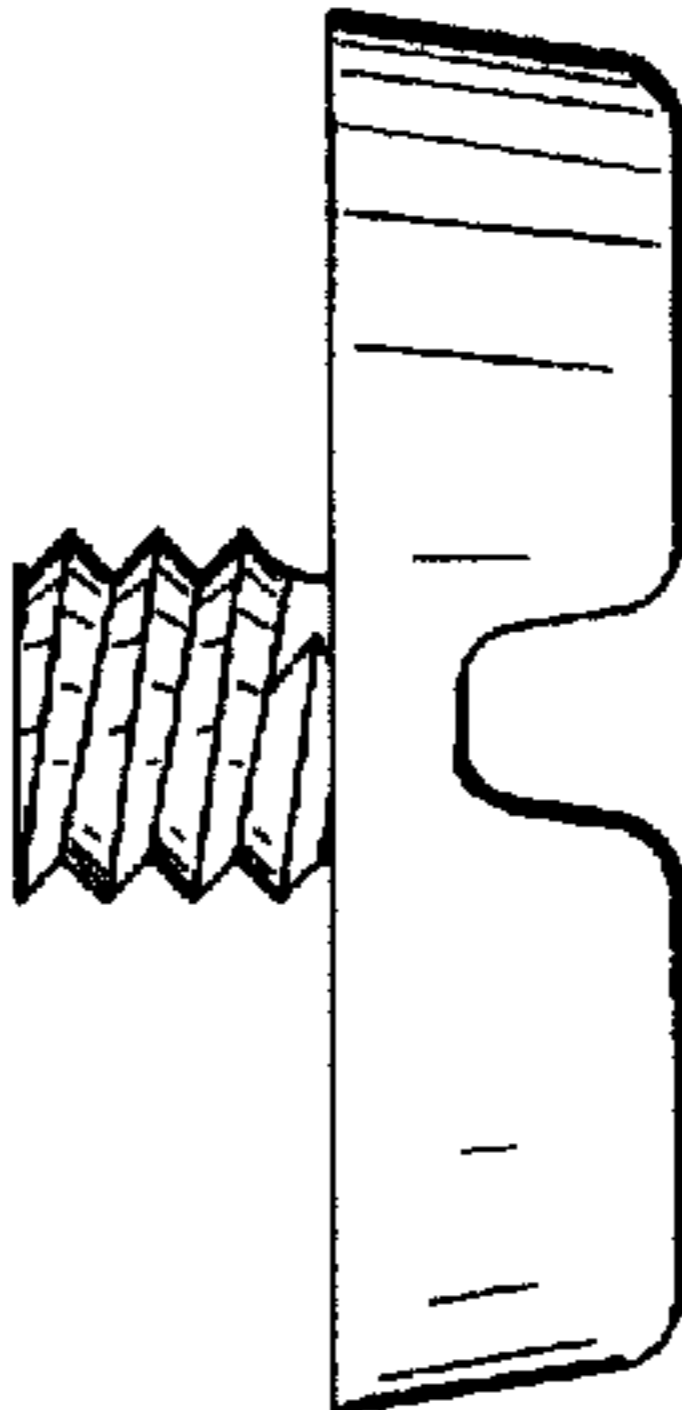


FIG. 6

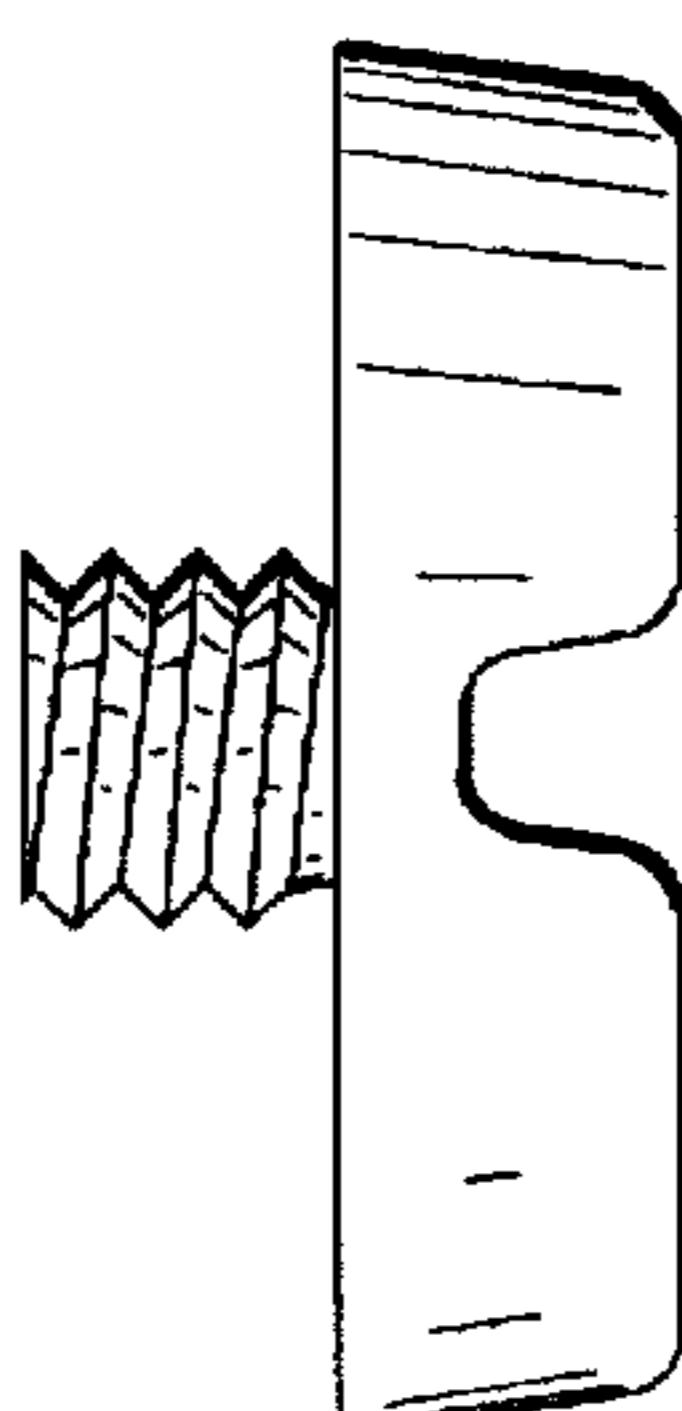


FIG. 7