



US00D389293S

**United States Patent** [19]  
**Crowley**

[11] **Patent Number:** **Des. 389,293**  
[45] **Date of Patent:** **\*\*Jan. 20, 1998**

[54] **SHOE SOLE**

D. 346,481 5/1994 Worthington ..... D2/954  
D. 367,554 3/1996 James ..... D2/912

[75] **Inventor:** **Kevin J. Crowley**, Brentwood, N.H.

*Primary Examiner*—Celia Murphy  
*Attorney, Agent, or Firm*—Fish & Richardson P.C.

[73] **Assignee:** **Fila U.S.A., Inc.**, Sparks, Md.

[\*\*] **Term:** **14 Years**

[57] **CLAIM**

The ornamental design for a shoe sole, as shown and described.

[21] **Appl. No.:** **53,790**

[22] **Filed:** **Apr. 30, 1996**

**DESCRIPTION**

[51] **LOC (6) Cl.** ..... **02-04**

[52] **U.S. Cl.** ..... **D2/953**

[58] **Field of Search** ..... D2/897, 902, 906,  
D2/908, 914, 916, 919, 946-960, 962,  
964; 36/85, 101, 103, 104, 106, 113-115,  
117, 124, 126, 127-130, 3 B, 12-15, 22 R,  
25 R, 30 R, 32 R, 33, 172, 320 A

FIG. 1 is a bottom plan view of a shoe sole showing my new design; the undulating grooves being of uniform depth;  
FIG. 2 is a left side elevational view thereof;  
FIG. 3 is a right side elevational view thereof;  
FIG. 4 is a front view thereof;  
FIG. 5 is a top view thereof;  
FIG. 6 is a rear view thereof;  
FIG. 7 is a fragmentary cross-sectional view thereof taken along line 7-7 of FIG. 1;  
FIG. 8 is a fragmentary cross-sectional view thereof taken along line 7-7 of FIG. 1; and,  
FIG. 9 is a fragmentary cross-sectional view thereof taken along line 9-9 of FIG. 1.

[56] **References Cited**

**U.S. PATENT DOCUMENTS**

D. 228,267 9/1973 Powers ..... D2/908  
D. 243,211 2/1977 Gamm ..... D2/908  
D. 266,285 9/1982 Vermonet ..... D2/908  
D. 266,286 9/1982 Vermonet ..... D2/908  
D. 270,870 10/1983 Tilles ..... D2/908  
D. 276,569 12/1984 Kohno ..... D2/908  
D. 337,427 7/1993 Tonkel ..... D2/953

The dotted line showing of a shoe upper element in FIG. 2 is for illustrative purposes only and does not form a part of the claimed design.

**1 Claim, 5 Drawing Sheets**

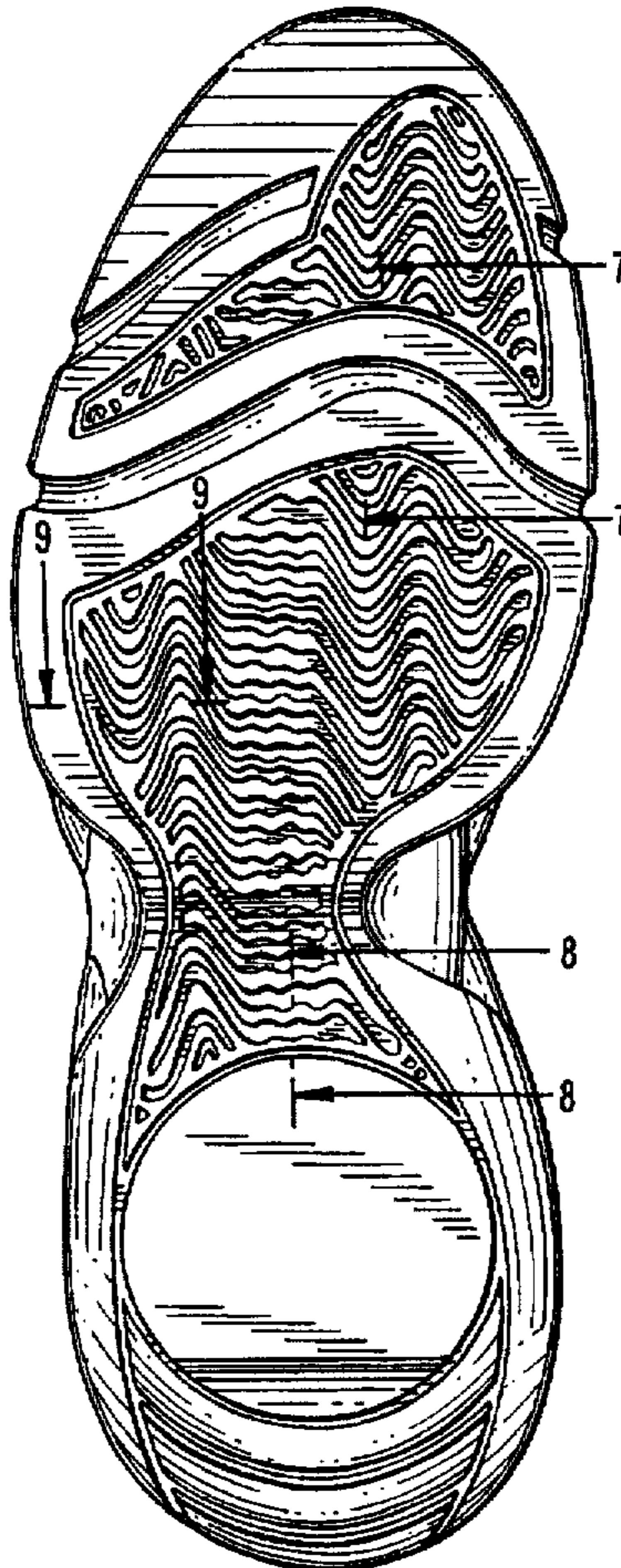


FIG. 1

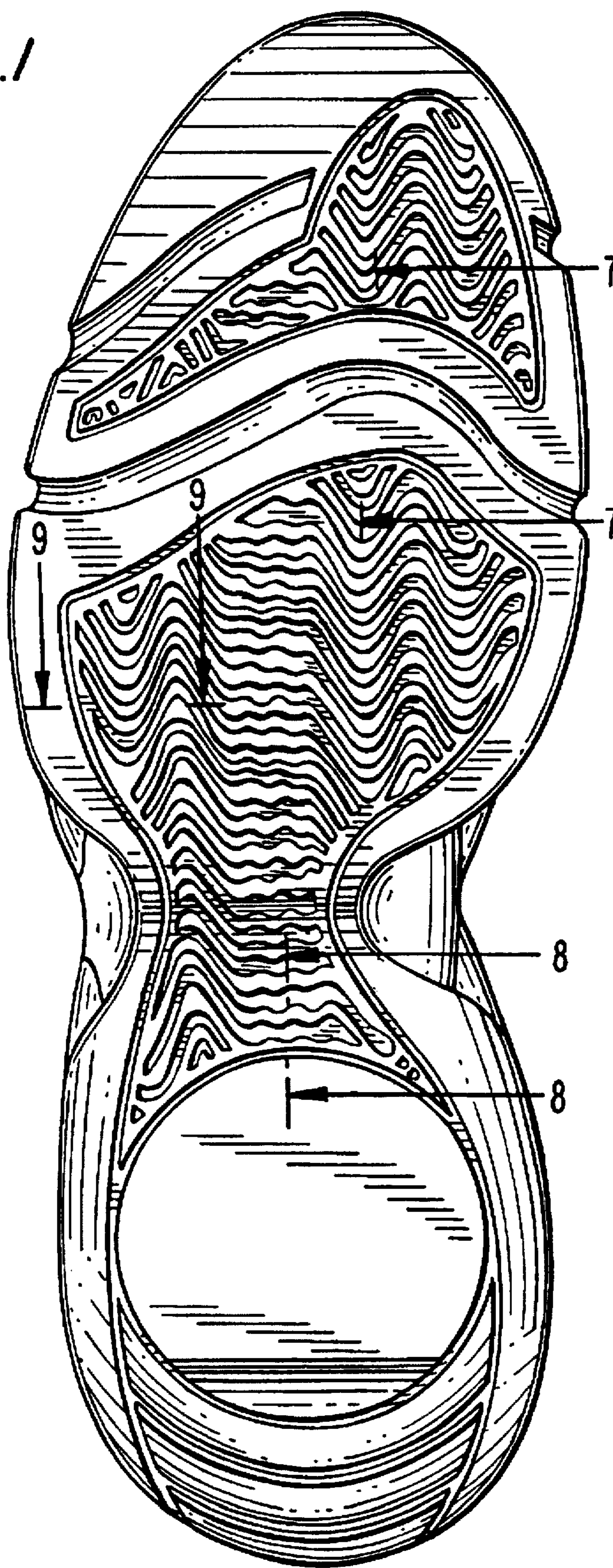


FIG. 2

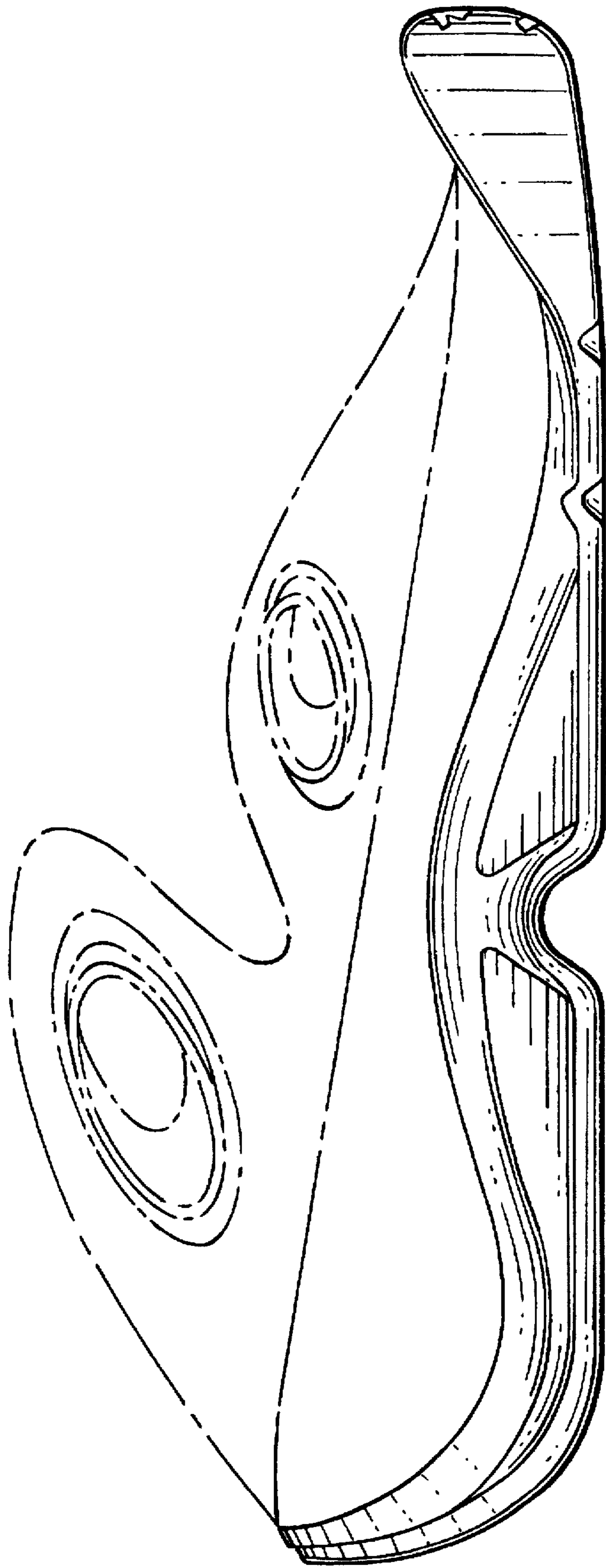


FIG. 3

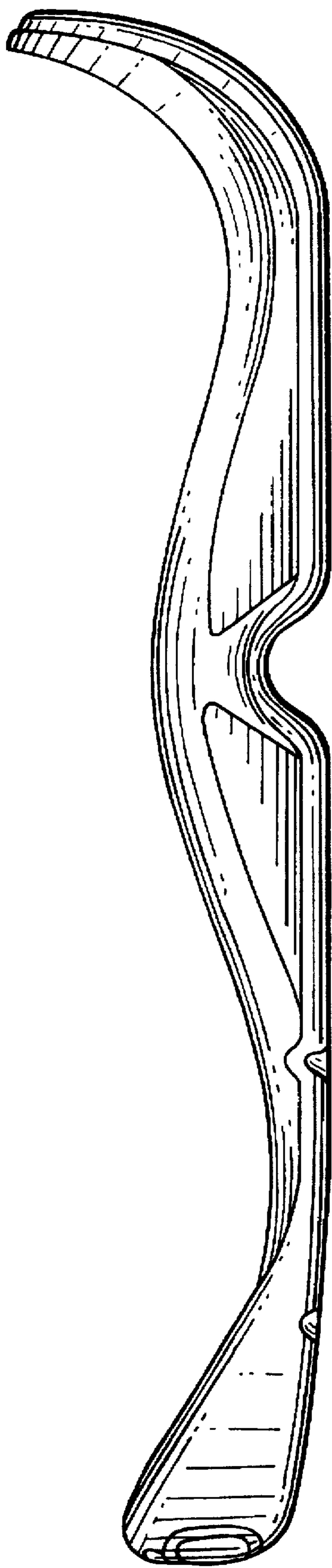


FIG. 7



FIG. 8

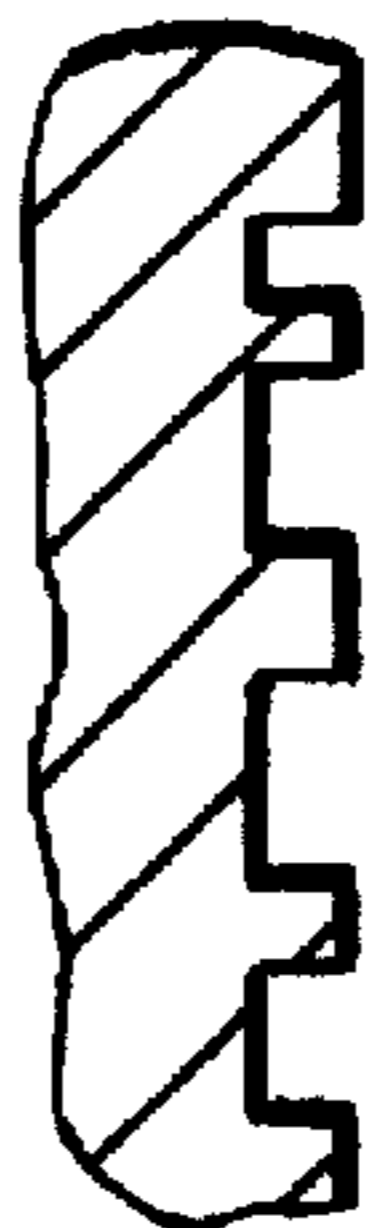


FIG. 9



FIG. 4

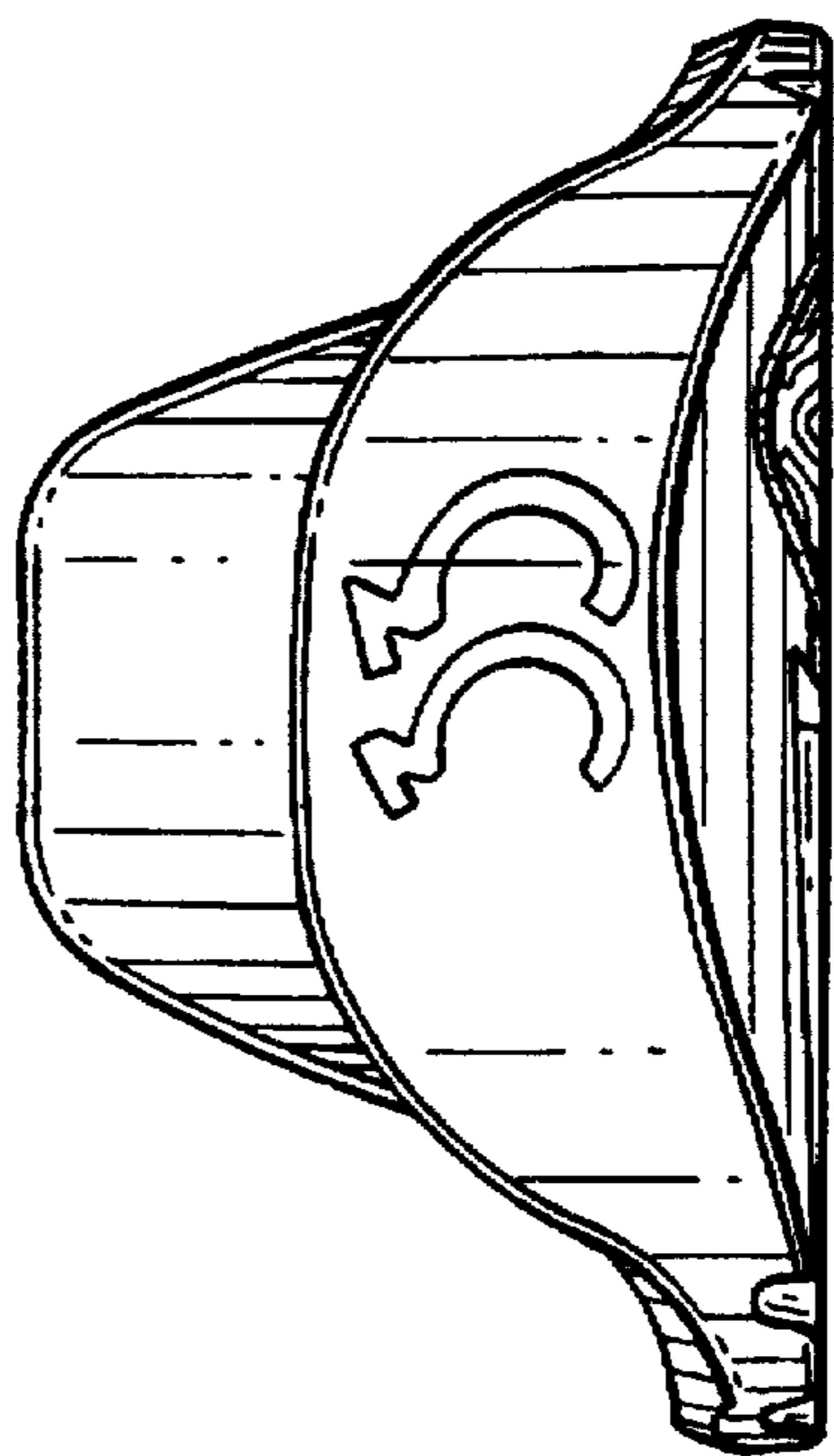
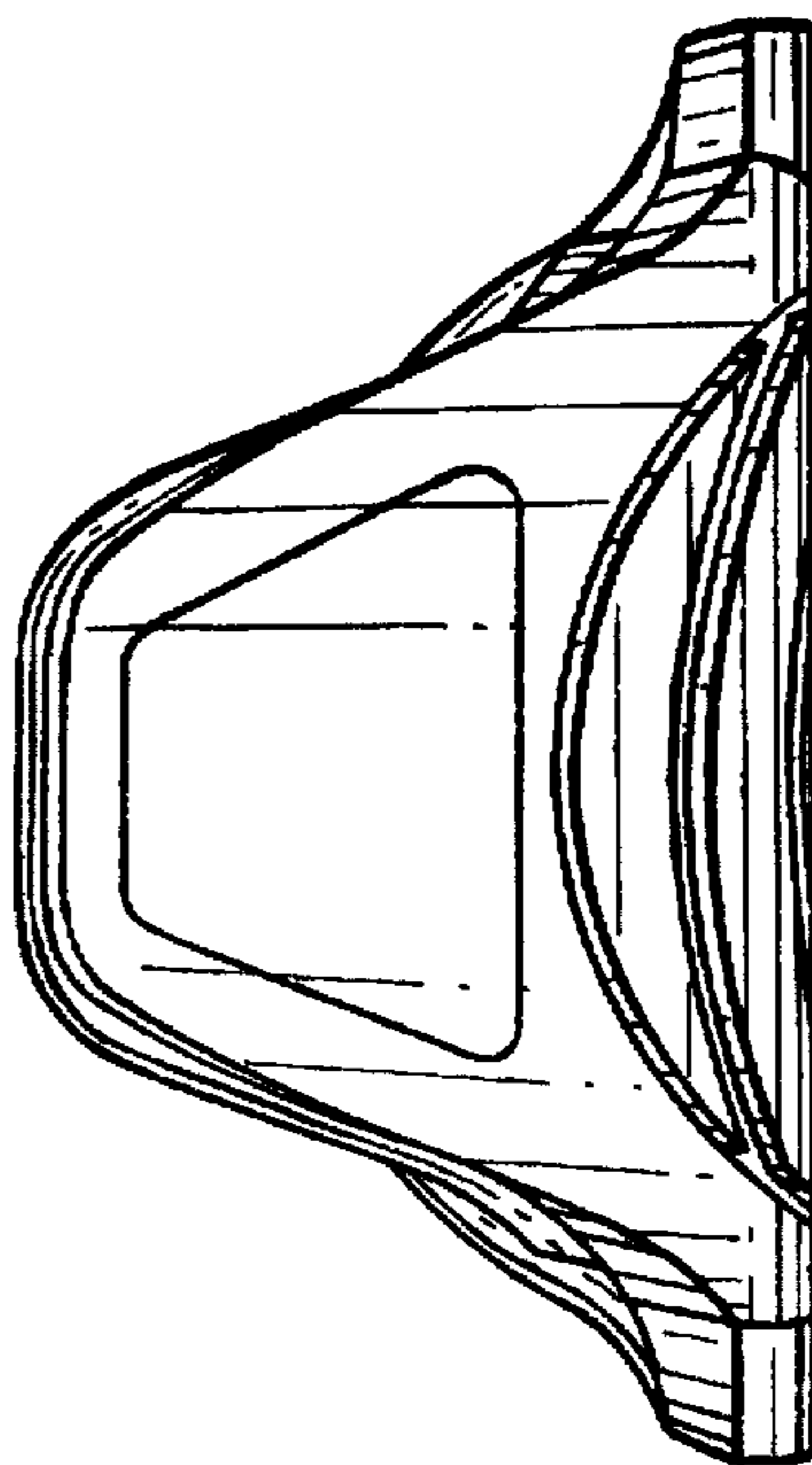


FIG. 6



*FIG. 5*

