



US00D389287S

**United States Patent** [19]  
**Vanwinkle**

[11] **Patent Number: Des. 389,287**  
[45] **Date of Patent: \*\*Jan. 20, 1998**

[54] **APPAREL SASH**  
[76] **Inventor: Terry Vanwinkle, 2109 Milford La., Modesto, Calif. 95355**  
[\*\*] **Term: 14 Years**  
[21] **Appl. No.: 59,864**  
[22] **Filed: Sep. 17, 1996**  
[51] **LOC (6) Cl. .... 02-07**  
[52] **U.S. Cl. .... D2/627**  
[58] **Field of Search .... D2/500, 508, 627, D2/632; 2/311, 312, 319, 338; D11/4, 5, 32; D21/189, 153, 168; 446/72**

D. 371,600 7/1996 Henry ..... D2/508 X  
2,287,451 6/1942 Retter ..... D11/32 X  
4,197,604 4/1980 Nakamura ..... D21/153 X  
4,724,548 2/1988 London ..... D2/508 X

*Primary Examiner—Paula A. Mortimer*  
*Attorney, Agent, or Firm—Harold H. Dutton, Jr.*

[57] **CLAIM**

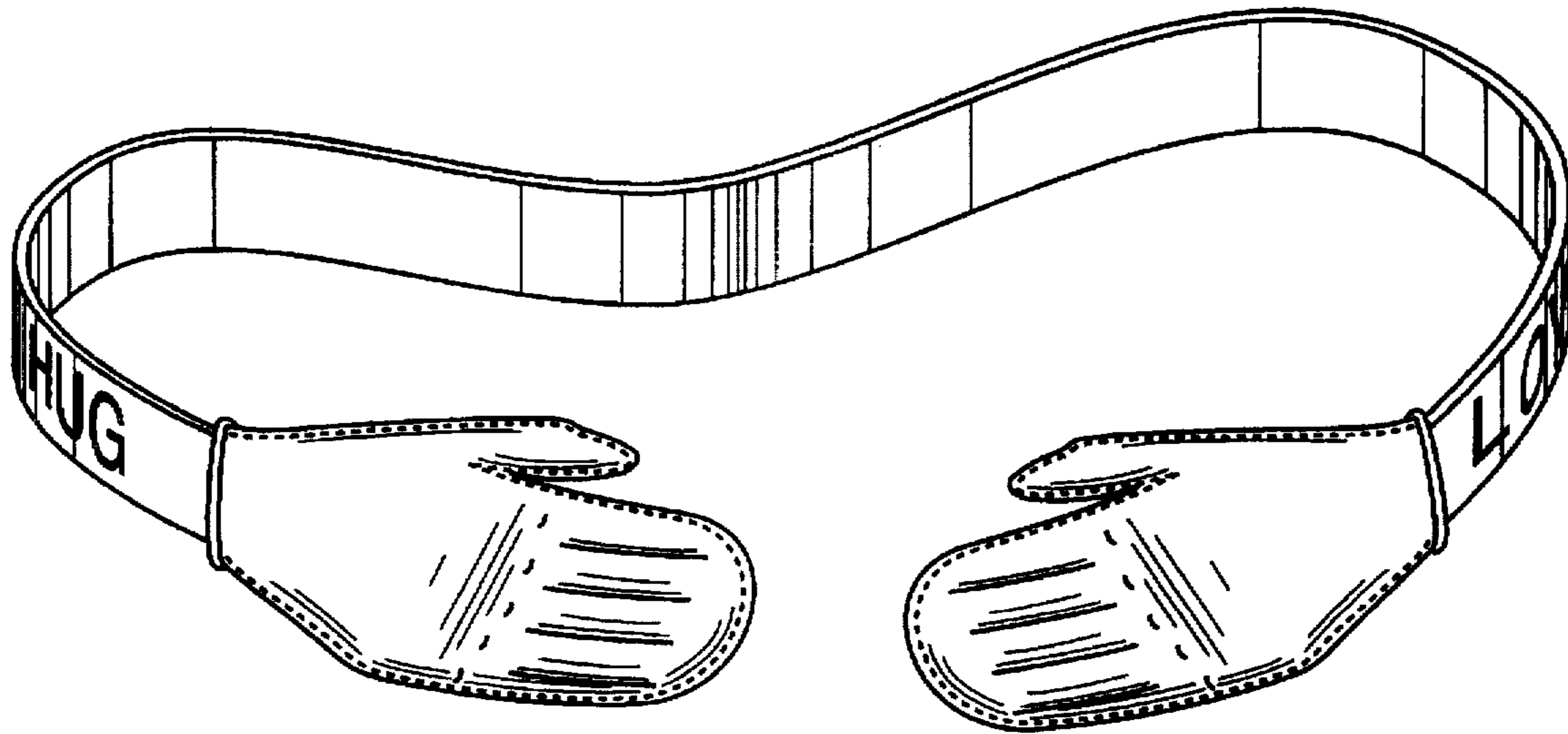
The ornamental design for an apparel sash, as shown.

**DESCRIPTION**

FIG. 1 is a perspective view of an apparel sash showing my new design;  
FIG. 2 is a front view thereof;  
FIG. 3 is a rear view thereof;  
FIG. 4 is a right side view thereof;  
FIG. 5 is a left side view thereof;  
FIG. 6 is a top view thereof; and,  
FIG. 7 is bottom view thereof.

[56] **References Cited**  
**U.S. PATENT DOCUMENTS**  
D. 127,930 6/1941 Duvalet ..... D11/32  
D. 135,206 3/1943 Mynors ..... D2/632  
D. 279,141 6/1985 Poland ..... D2/28  
D. 280,570 9/1985 Stanley et al. .... D2/632

**1 Claim, 4 Drawing Sheets**



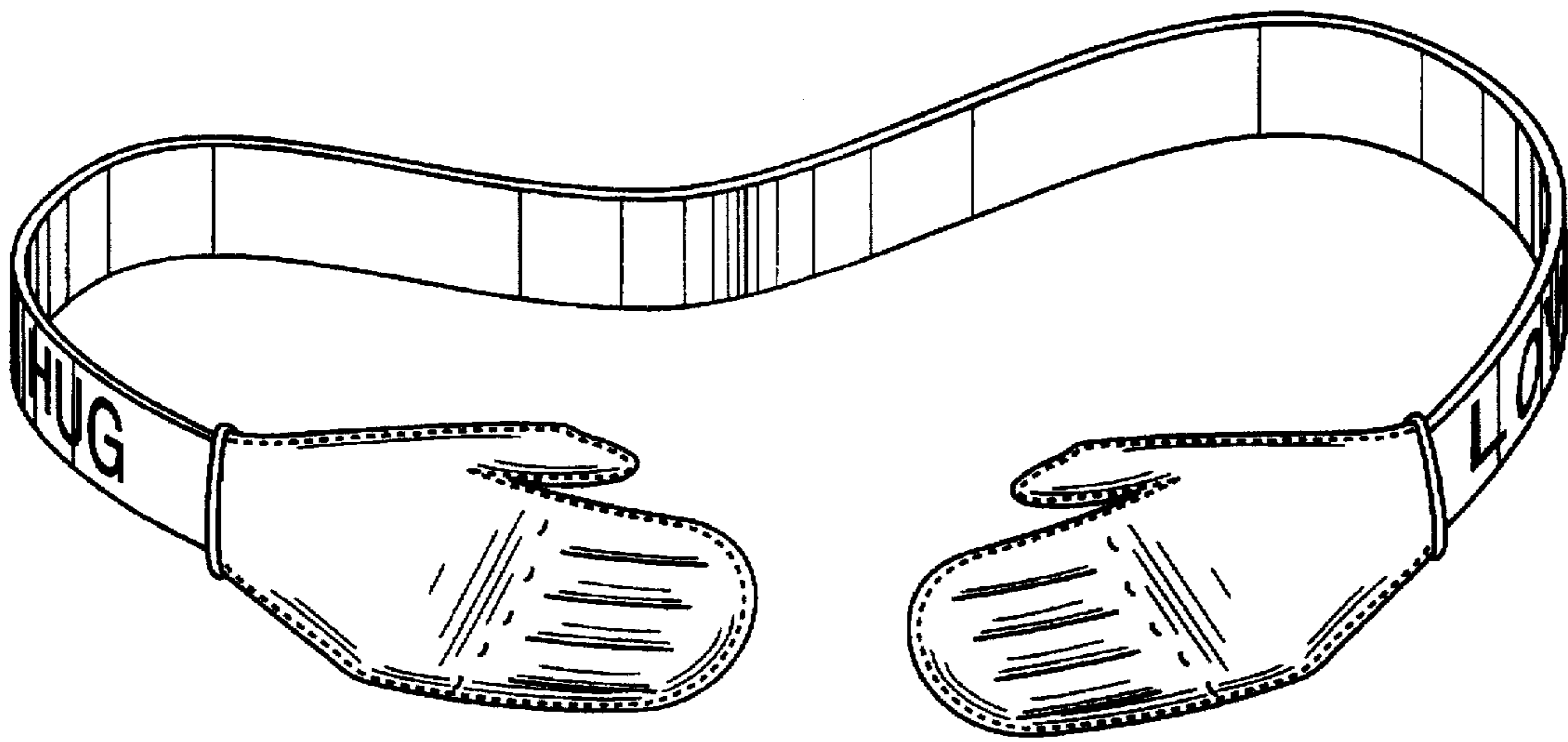


FIG. 1

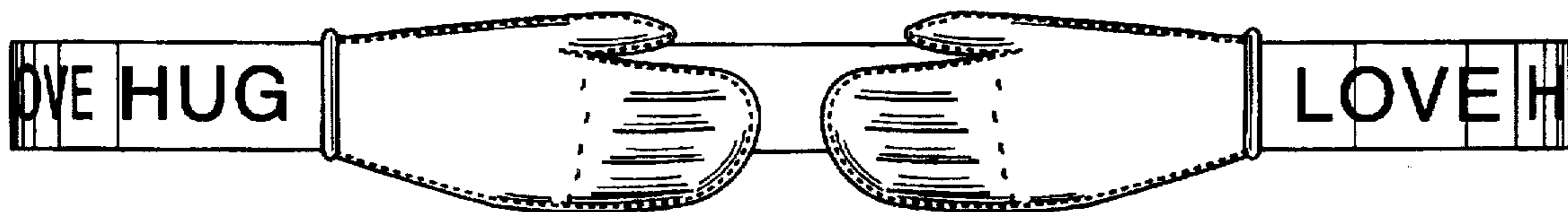


FIG. 2



FIG. 3

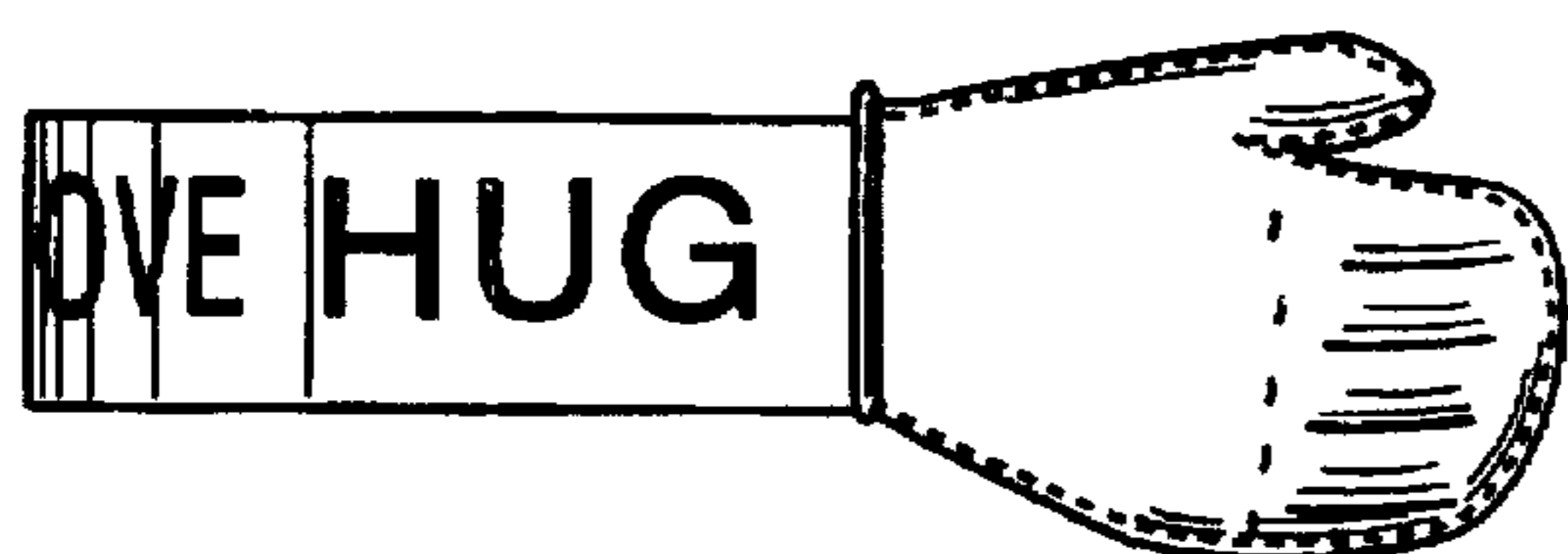


FIG. 4

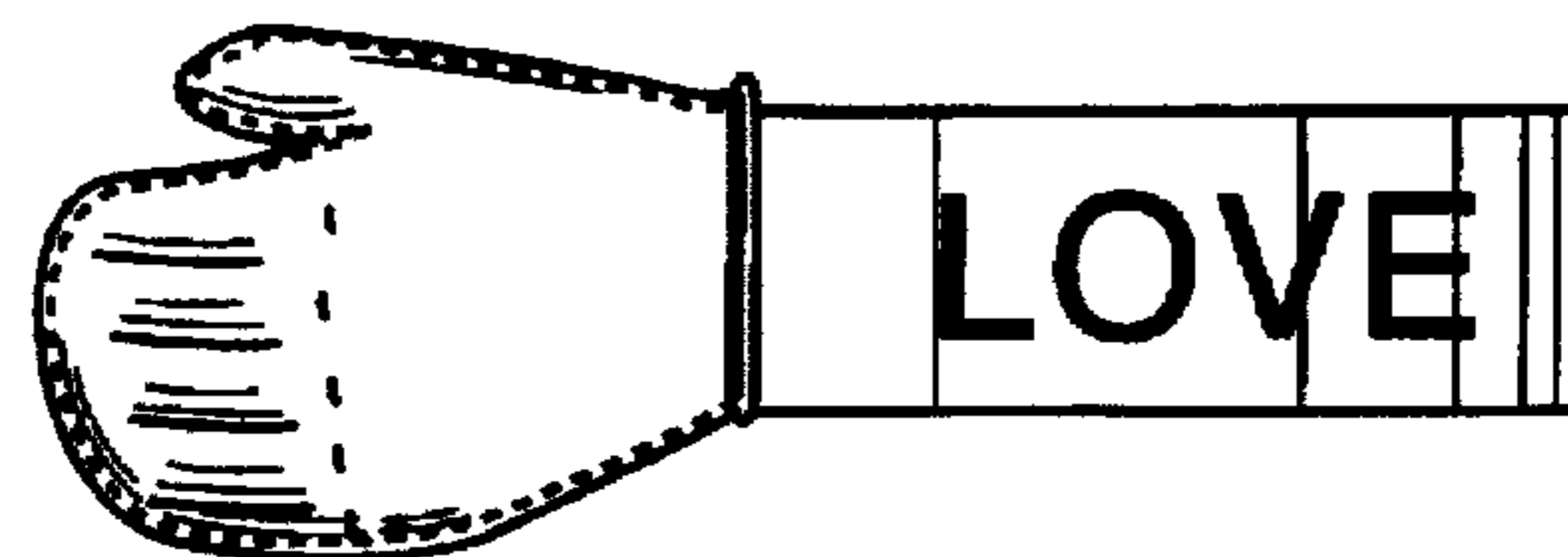


FIG. 5

FIG. 6




FIG. 7

