



US00D389286S

United States Patent [19]

Celestina-Krevh et al.

[11] Patent Number: **Des. 389,286**

[45] Date of Patent: ****Jan. 20, 1998**

[54] **SHOULDER BELT GUIDE**

[75] Inventors: **Maryann C. Celestina-Krevh**, Euclid;
David Campbell, Westfield Center,
both of Ohio

[73] Assignee: **Century Products Company**,
Macedonia, Ohio

2,276,595	3/1942	Shaulson	24/200
2,285,714	6/1942	Hirsch	24/198 X
2,293,562	8/1942	Rosenthal	24/200
2,565,629	8/1951	Reinberger	24/200
2,595,139	4/1952	Hart	24/200 X
2,901,801	9/1959	Girodet	24/200
3,066,374	12/1962	Garson	24/198
3,327,361	6/1967	Mathison	24/198

[**] Term: **14 Years**

Primary Examiner—Paula A. Mortimer
Attorney, Agent, or Firm—Graham & James LLP

[21] Appl. No.: **61,509**

[57] CLAIM

[22] Filed: **Oct. 25, 1996**

The ornamental design for a shoulder belt guide, as shown and described.

[51] LOC (6) Cl. **02-07**

[52] U.S. Cl. **D2/624; D2/639**

[58] Field of Search **D2/624, 639, 640;**
D11/200, 218, 212; D8/383; 24/197, 198,
200; 2/300, 311, 335

DESCRIPTION

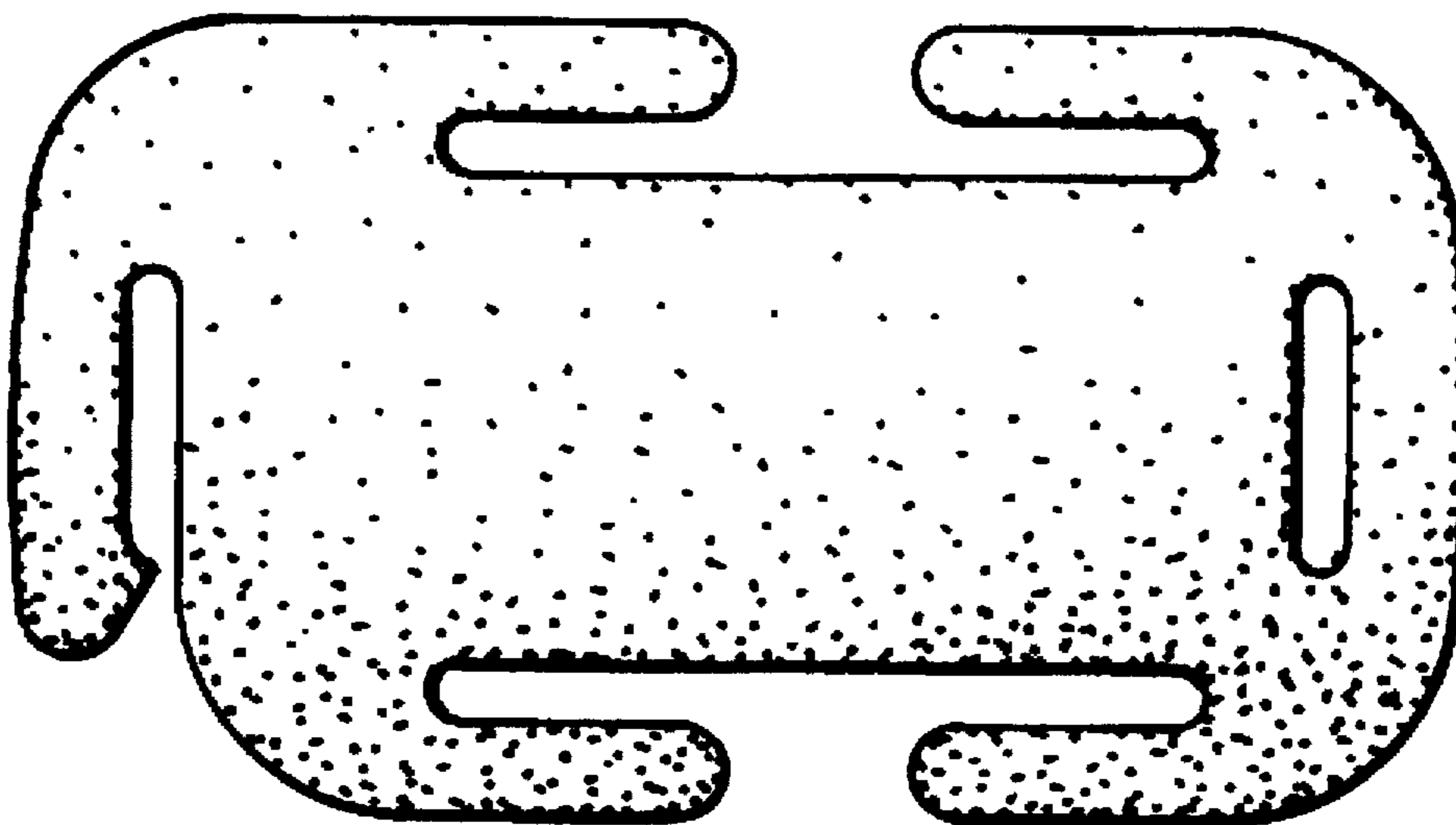
FIG. 1 is a perspective view of a shoulder belt guide showing our new design;
 FIG. 2 is a top plan view thereof; and
 FIG. 3 is a front elevational view thereof;
 FIG. 4 is a right side elevational view thereof;
 FIG. 5 is a left side elevational view thereof;
 FIG. 6 is a bottom plan view thereof; and,
 FIG. 7 is a rear elevational view thereof.

[56] References Cited

U.S. PATENT DOCUMENTS

D. 25,563	6/1896	Mueller	D8/383
D. 47,699	8/1915	Parsons	D8/383
2,099,199	11/1937	Devendorf et al.	24/198
2,224,773	10/1940	Shaulson	24/198 X

1 Claim, 1 Drawing Sheet



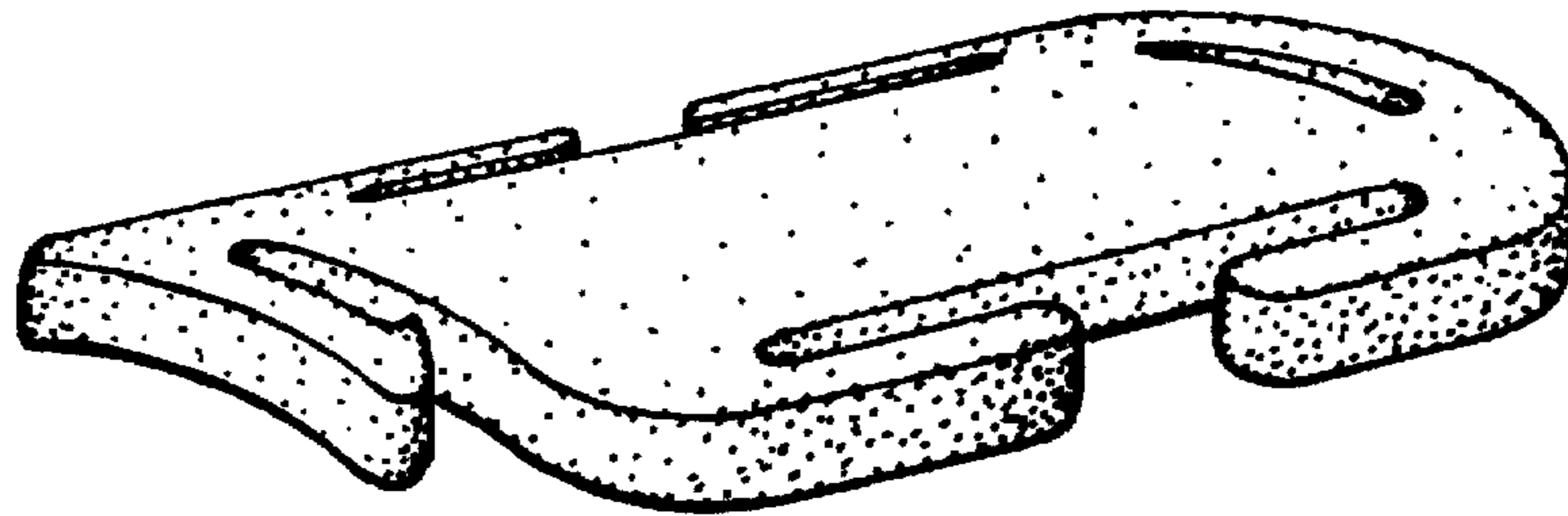


FIG. 1.

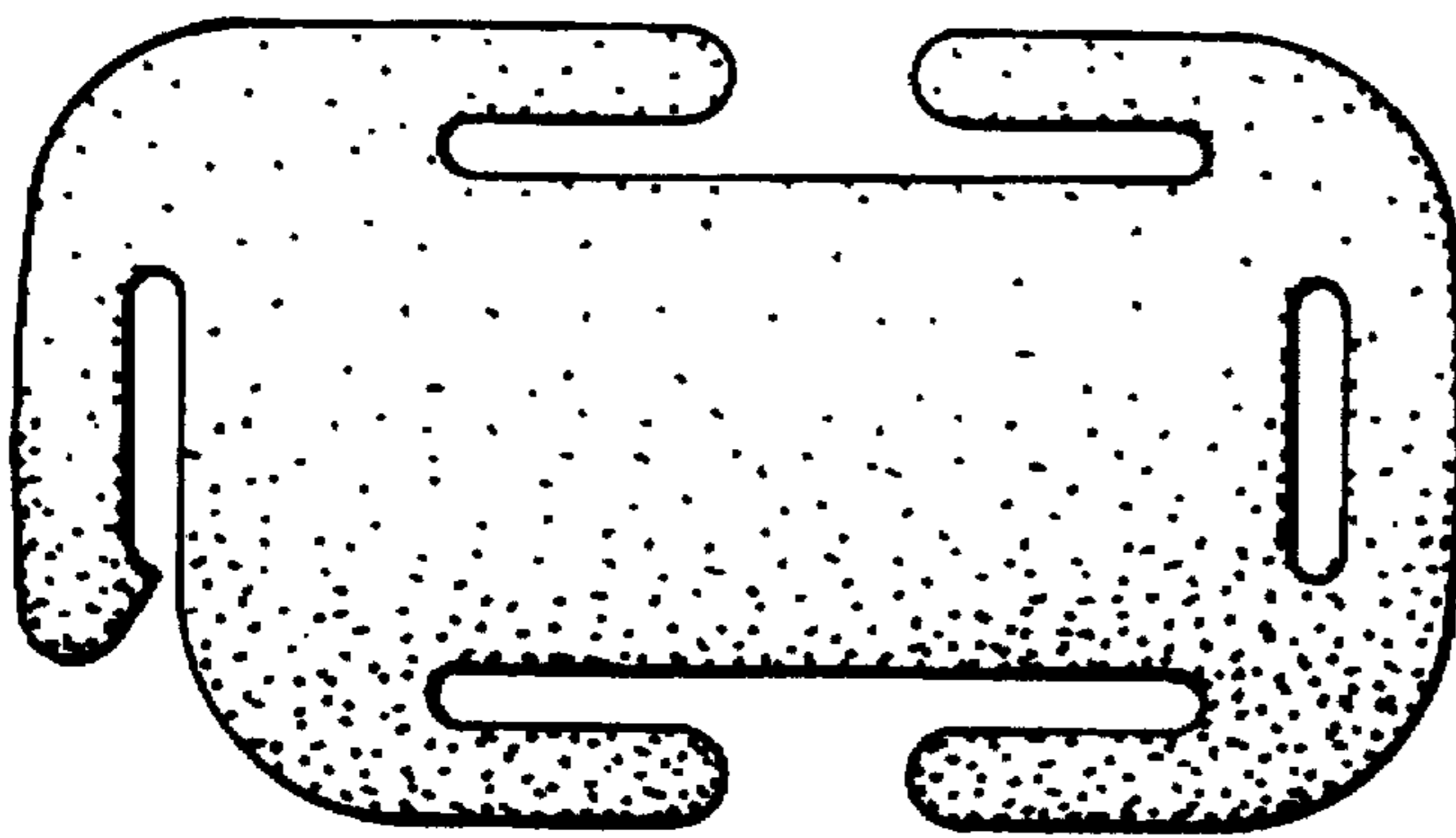


FIG. 2.



FIG. 3.



FIG. 4.

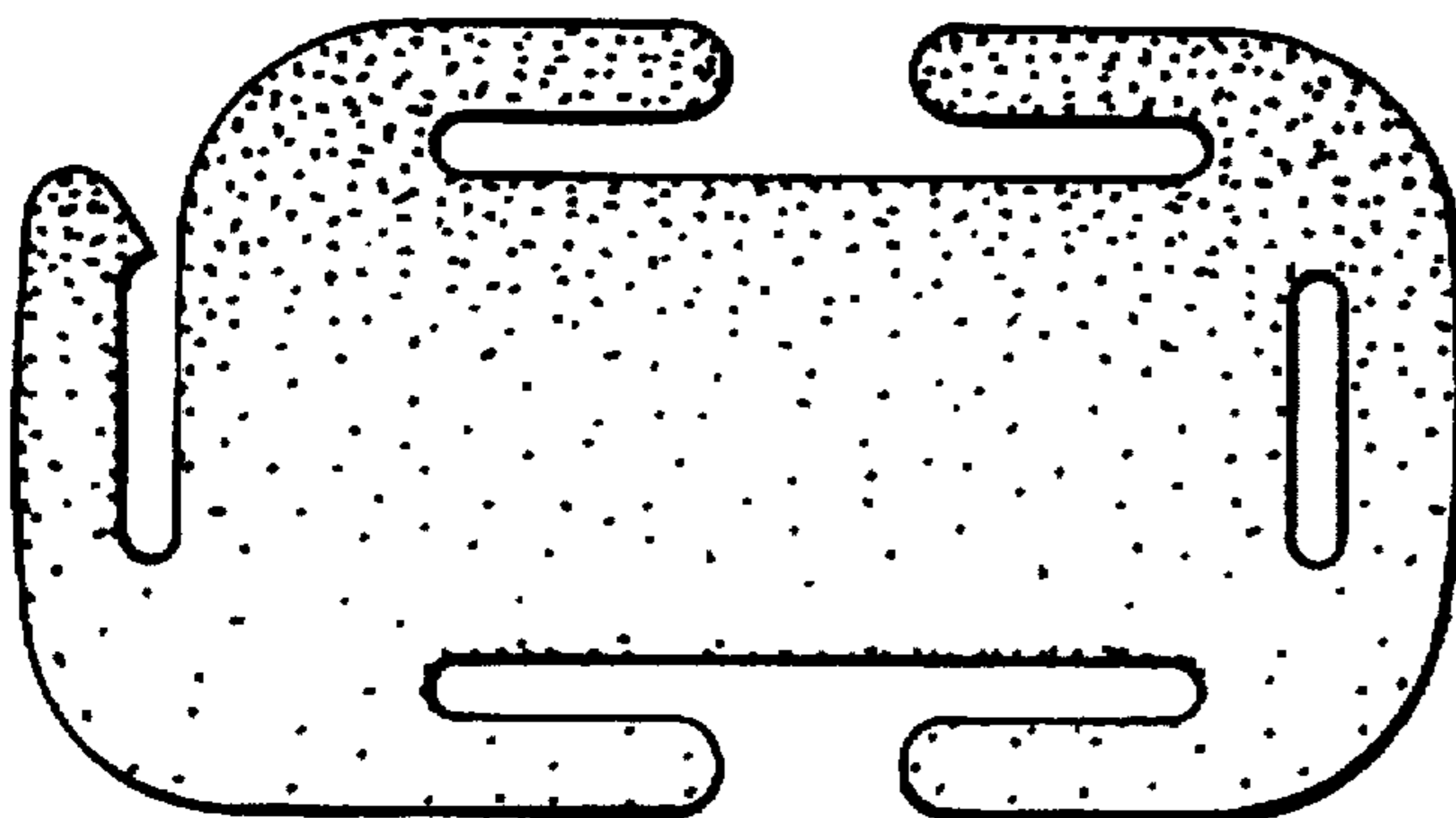


FIG. 6.




FIG. 5.



FIG. 7.