



US00D389282S

United States Patent [19]

Dyke et al.

[11] Patent Number: **Des. 389,282**

[45] Date of Patent: ****Jan. 13, 1998**

[54] FINGER GUARD

[76] Inventors: **Bonnie J. Dyke; Howard M. Dyke,**
both of 87 Wood Dr., Westerville, Ohio
43081

[**] Term: **14 Years**

[21] Appl. No.: **42,322**

[22] Filed: **Aug. 7, 1995**

[51] LOC (6) Cl. **29-02**

[52] U.S. Cl. **D29/113**

[58] Field of Search D29/113, 114,
D29/117-119, 123; 2/16, 20, 2, 159, 161.6;
D1/122; D24/214, 200

[56] **References Cited**

U.S. PATENT DOCUMENTS

D. 355,051	1/1995	Ives	D29/119
580,148	4/1897	Staples	2/20
2,261,064	10/1941	Katz	D29/118

2,664,812	1/1954	Molina	D1/122
4,247,567	1/1981	Momiyama	426/143
4,754,499	7/1988	Pirie	2/20
4,938,515	7/1990	Fazio	2/21
4,977,621	12/1990	Richard	2/20

Primary Examiner—Ruth McInroy
Attorney, Agent, or Firm—Kremblas, Foster, Millard &
Pollick; Sidney W. Millard


[57] **CLAIM**

The ornamental design for a finger guard, as shown and described.

DESCRIPTION

FIG. 1 is a perspective view of a finger guard showing our new design;
FIG. 2 is a side elevational view thereof;
FIG. 3 is a top plan view thereof;
FIG. 4 is a bottom plan view thereof; and,
FIG. 5 is a end elevational view thereof.

1 Claim, 1 Drawing Sheet



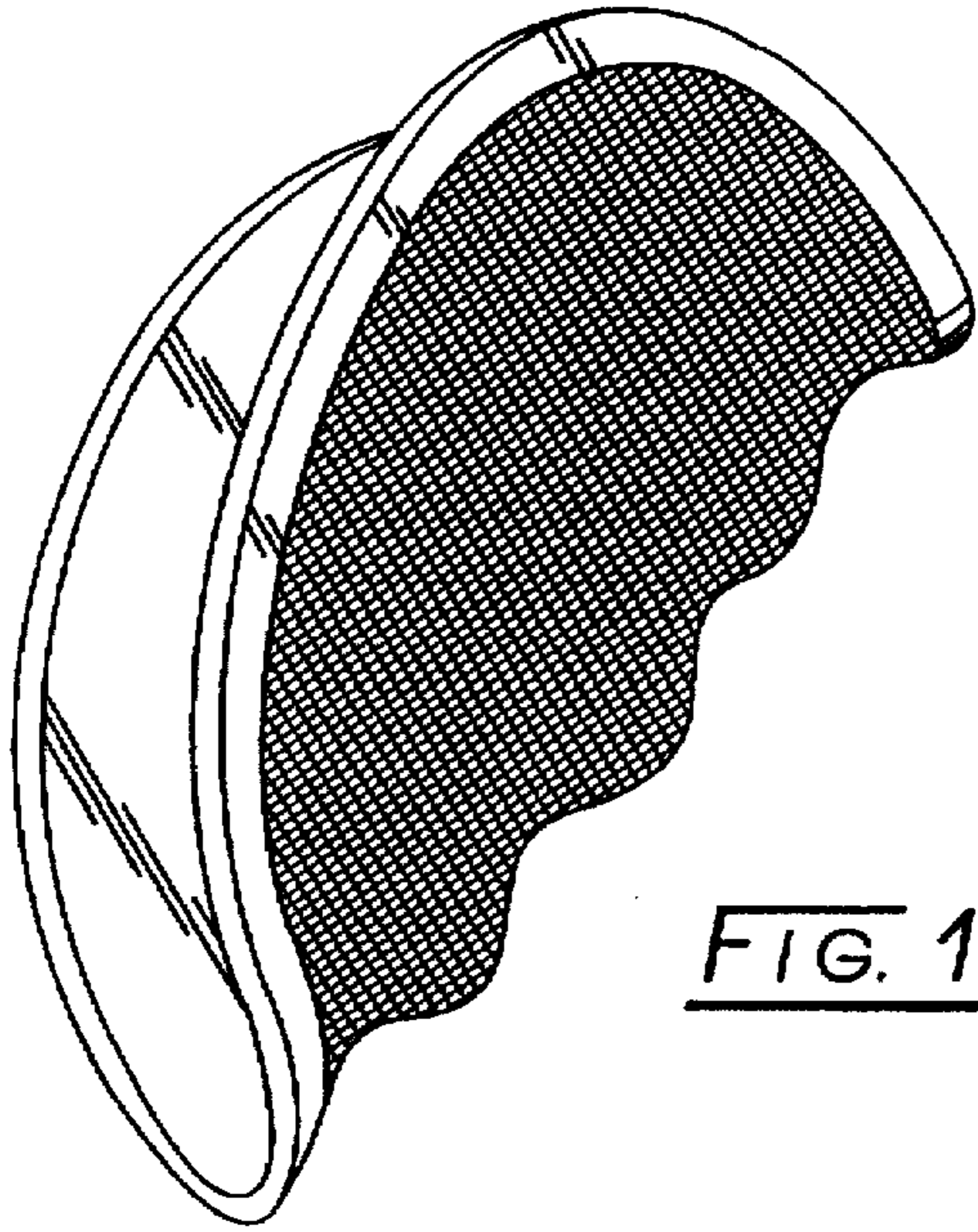


FIG. 1

FIG. 4

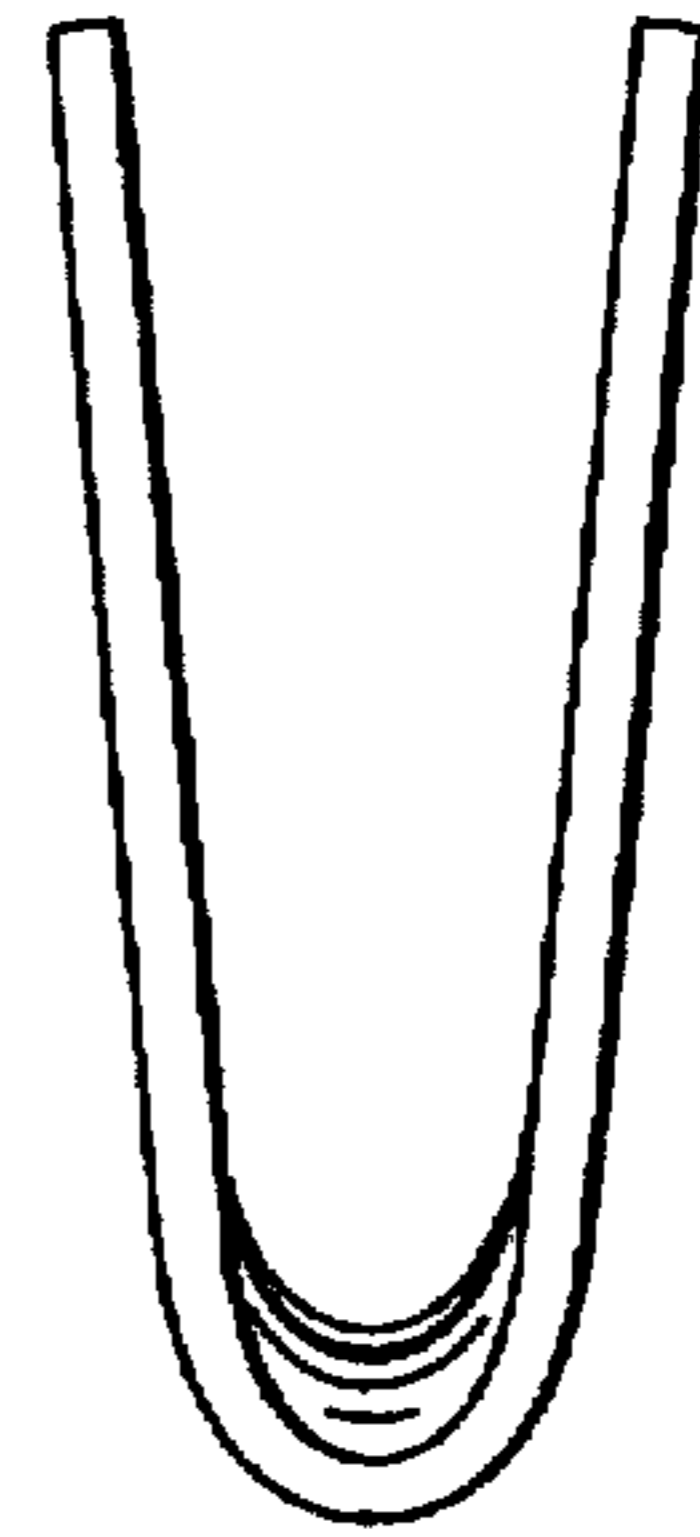


FIG. 2

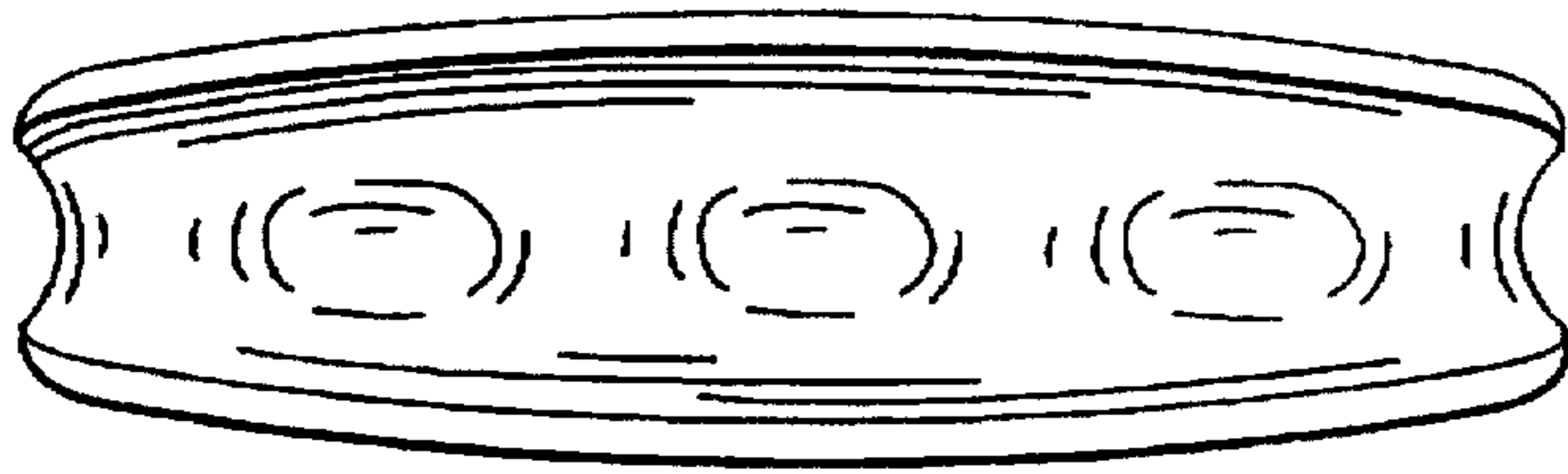
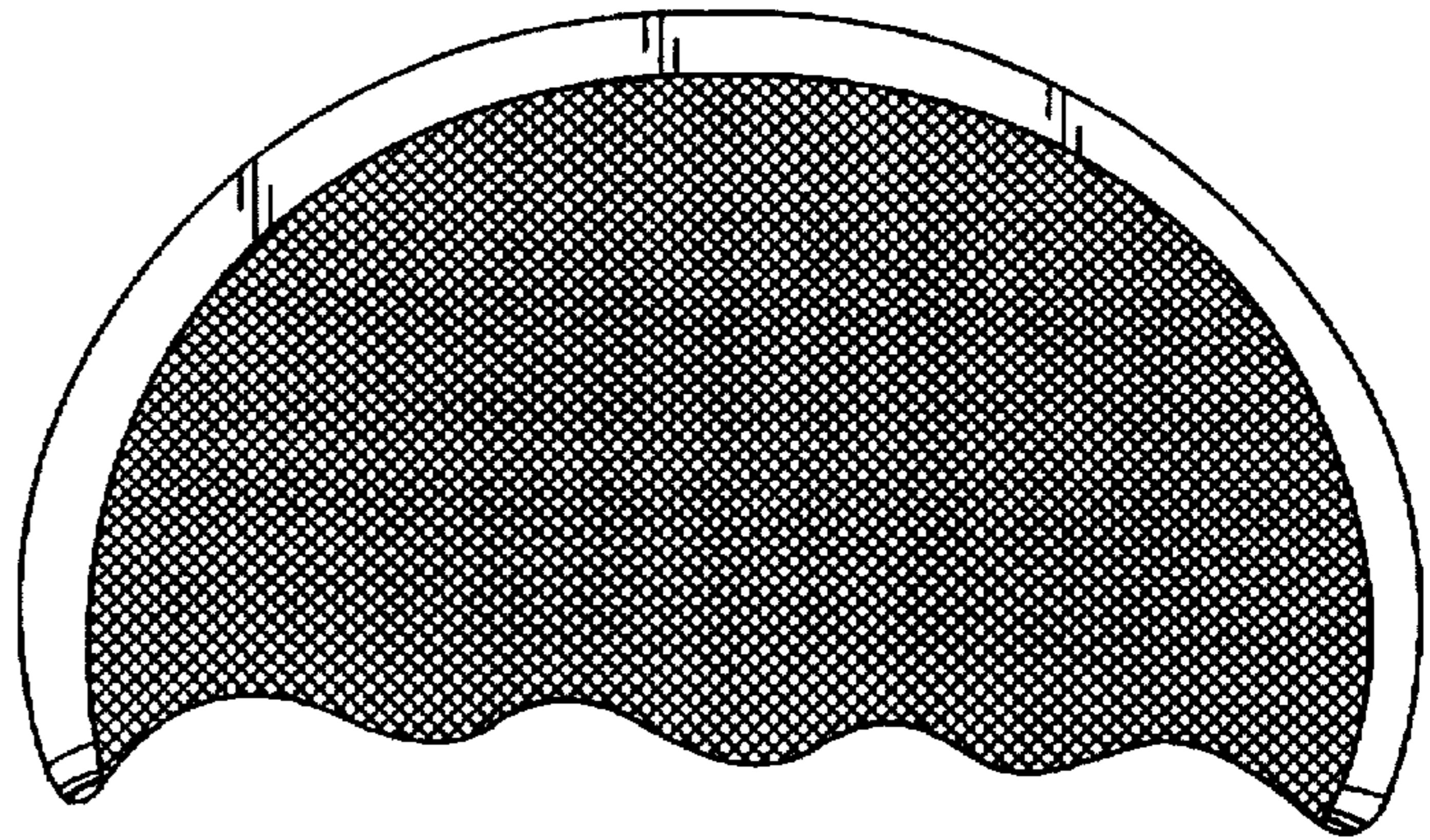


FIG. 3

FIG. 5

