



US00D389270S

United States Patent [19] Malmsten

[11] Patent Number: **Des. 389,270**
[45] Date of Patent: ****Jan. 13, 1998**

[54] **WALL MOUNTABLE LIGHT SHADE**
[75] Inventor: **Scott P. Malmsten**, West Bend, Wis.
[73] Assignee: **SPI Lighting, Inc.**, Mequon, Wis.
[**] Term: **14 Years**
[21] Appl. No.: **44,959**
[22] Filed: **Oct. 4, 1995**
[51] LOC (6) Cl. **26-05**
[52] U.S. Cl. **D26/128**
[58] Field of Search **D26/72, 80-92,**
D26/128; 362/147, 432, 351, 355, 356,
341, 349; D10/111; D23/403, 406, 404;
D12/182, 191, 401; D6/431; 297/184.11,
184.13; 160/84.04, 370.21, 370.23, DIG. 3,
135

2,196,214 4/1940 Kantack 362/408 X
2,824,216 2/1958 Brennan D26/85 X

FOREIGN PATENT DOCUMENTS

241955 12/1911 Germany 362/341

OTHER PUBLICATIONS

A 1994 SPI ad for EGR, admitted prior art.

Primary Examiner—Susan J. Lucas
Attorney, Agent, or Firm—Quarles & Brady

[57] CLAIM

The ornamental design for a wall mountable light shade, as shown and described.

DESCRIPTION

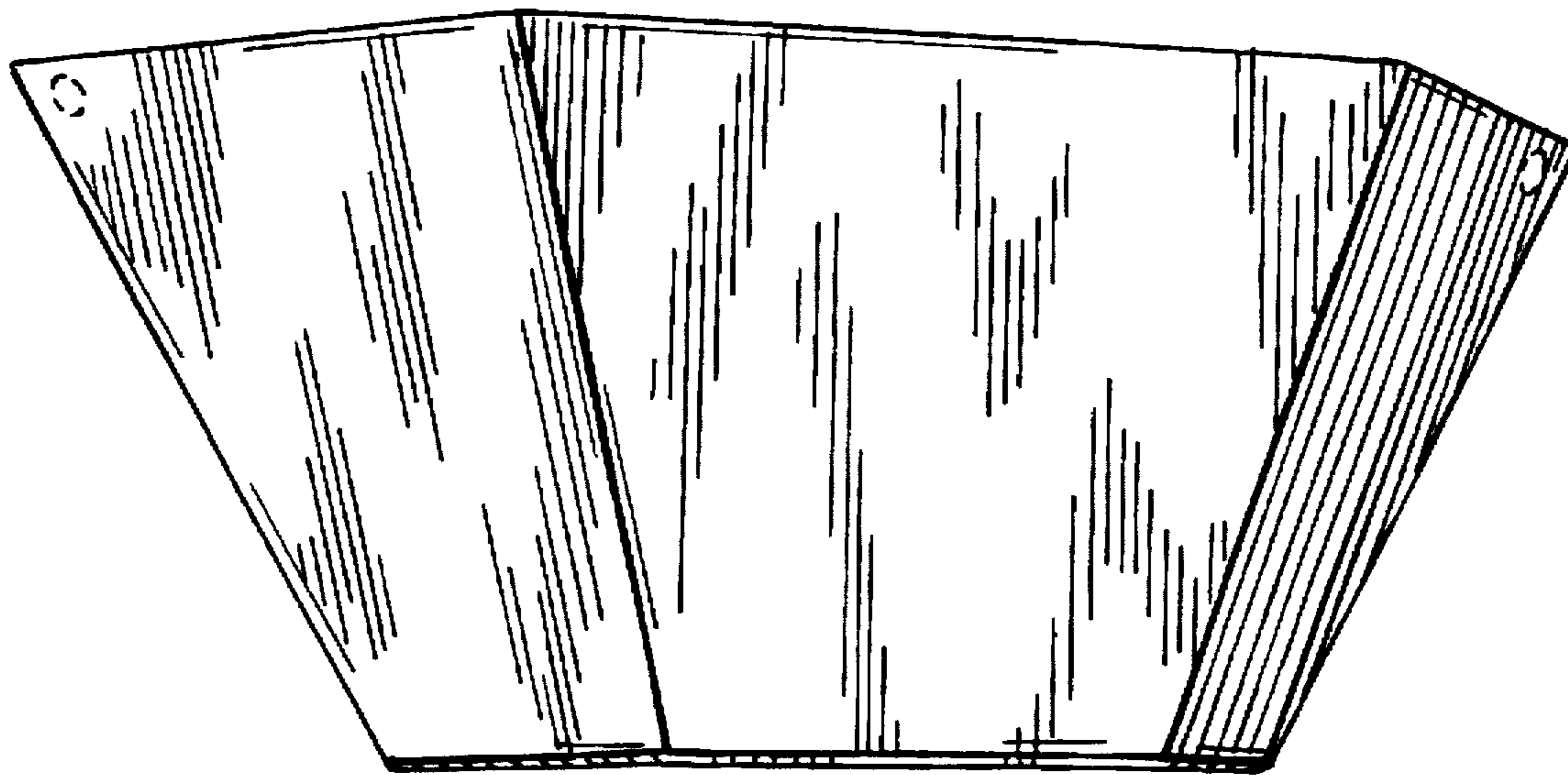
FIG. 1 is a perspective view taken from the bottom, left, and front showing my new design;
FIG. 2 is a front elevational view thereof;
FIG. 3 is a left side elevational view thereof, the right side being the mirror image of the left side shown;
FIG. 4 is a top plan view thereof; and,
FIG. 5 is a bottom plan view thereof.
The broken line representations of attachment holes in FIG. 1 and of surface ornamentation in FIG. 2, are for purposes of illustration only.

1 Claim, 2 Drawing Sheets

[56] References Cited

U.S. PATENT DOCUMENTS

D. 168,260 11/1952 Gregg D26/86
D. 231,630 5/1974 Sherry D26/85
D. 309,792 8/1990 Mangiorotti D26/85
D. 357,762 4/1995 Douglas D26/85
D. 364,479 11/1995 Gilbert D26/65



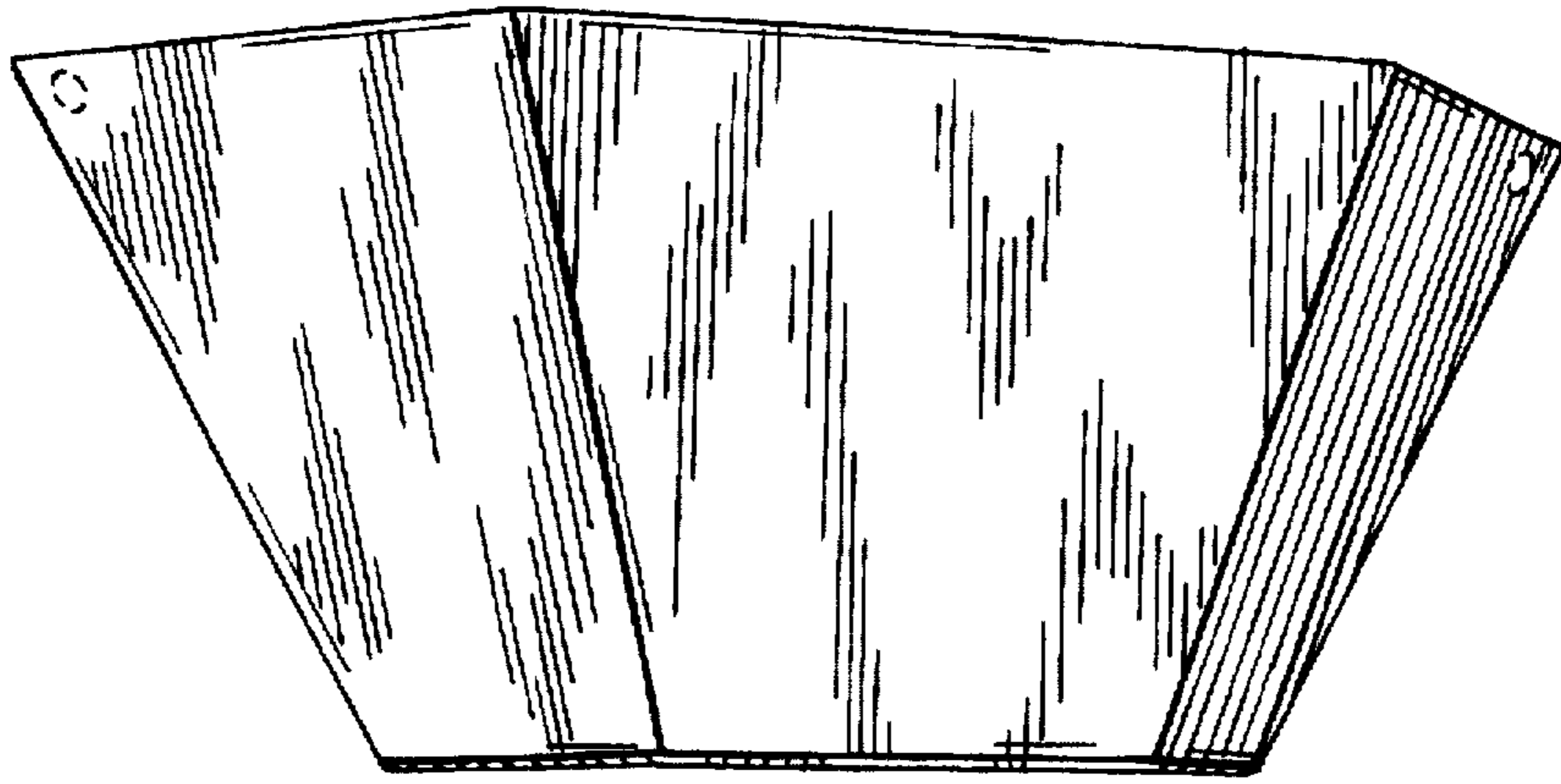


FIG. 1

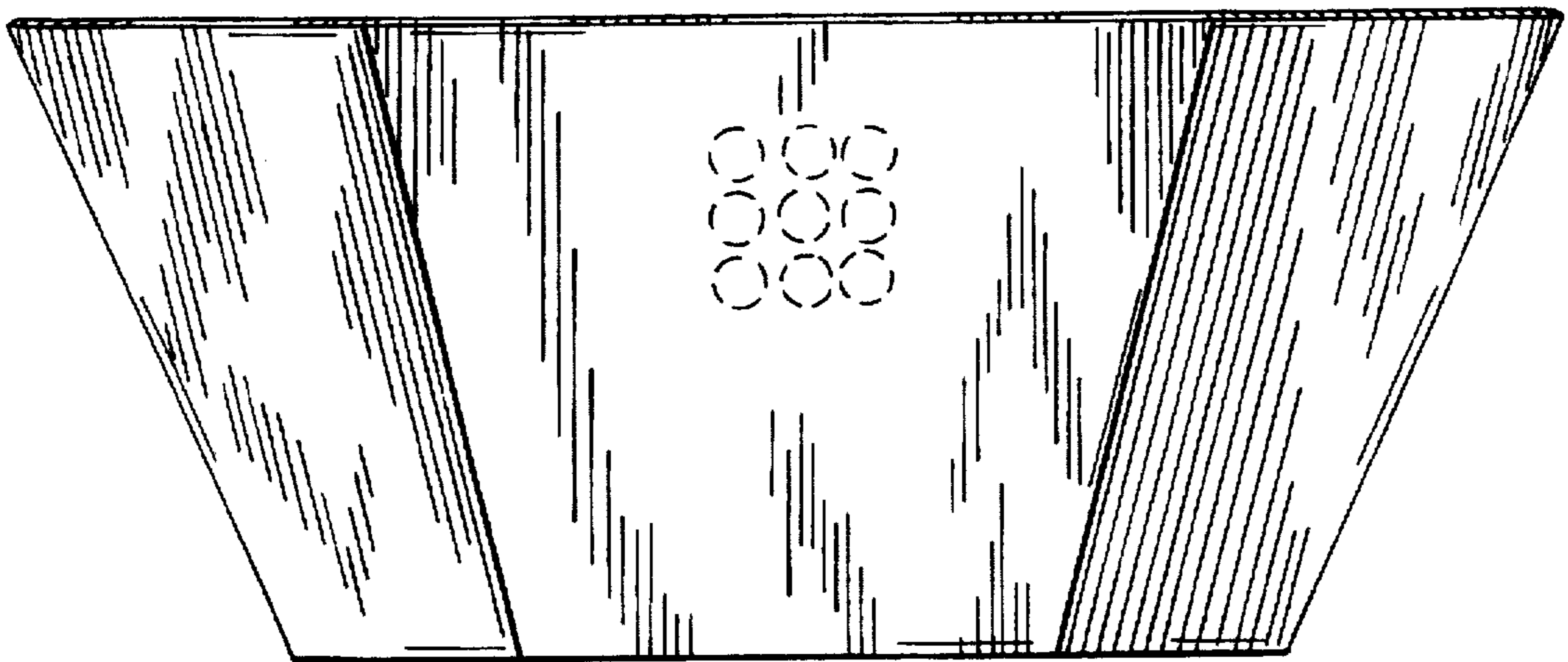


FIG. 2




FIG. 3

FIG. 4




FIG. 5

