



US00D389248S

United States Patent [19]

Dalland

[11] Patent Number: **Des. 389,248**

[45] Date of Patent: ****Jan. 13, 1998**

[54] **TENT**

[76] Inventor: **Todd Dalland**, 110 Reade St., New York, N.Y. 10013

[**] Term: **14 Years**

[21] Appl. No.: **42,539**

[22] Filed: **Aug. 11, 1995**

[51] LOC (6) Cl. **25-02**

[52] U.S. Cl. **D25/56**

[58] Field of Search D21/253; D25/55-58, D25/18, 21, 32, 1; 135/95, 908, 97, 87, 115, 160

[56] References Cited

U.S. PATENT DOCUMENTS

D. 223,239	4/1972	McMillan	D25/57
D. 224,073	6/1972	Nohmura	D21/253
D. 246,990	1/1978	Rain	D25/21
D. 316,441	4/1991	Dalland	D21/253
D. 323,868	2/1992	Dalland	D21/253
D. 347,875	6/1994	Dalland	D21/253

FOREIGN PATENT DOCUMENTS

93479	8/1962	Denmark	135/87
2624178	6/1989	France	135/115
468483	12/1952	Italy	135/87
11624	9/1900	United Kingdom	135/97

Primary Examiner—Doris Clark
Attorney, Agent, or Firm—Fitzpatrick, Cella, Harper & Scinto

[57] CLAIM

The ornamental design for a tent, as shown and described.

DESCRIPTION

FIG. 1 is a perspective view of a tent showing my new design;
FIG. 2 is a side elevational view thereof, the other side being a mirror image;
FIG. 3 is an end elevational view thereof, the other side being a mirror image; and,
FIG. 4 is a top plan view thereof.
The bottom of the design forms no part of the claim.

1 Claim, 3 Drawing Sheets

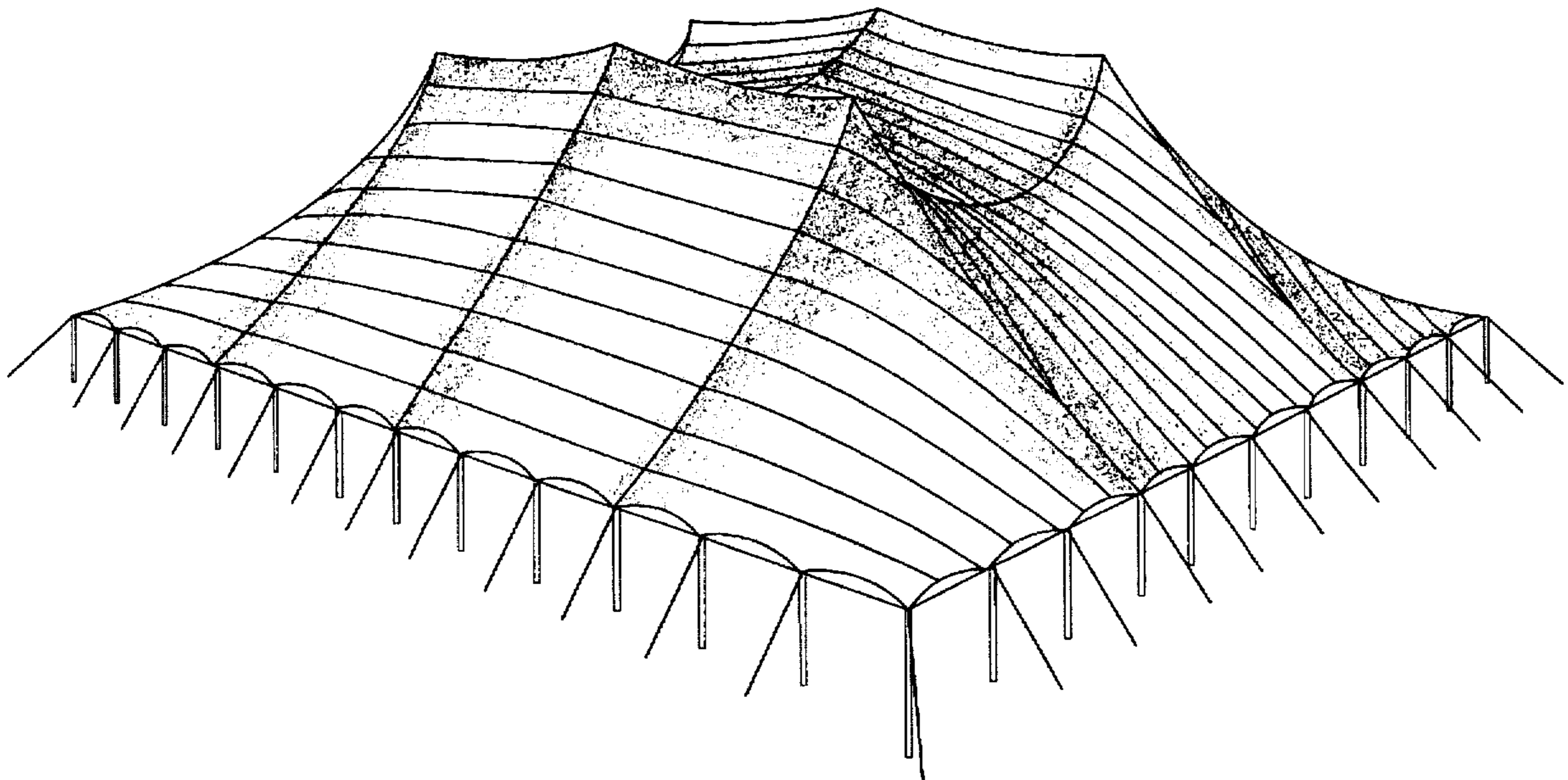


FIG. 1

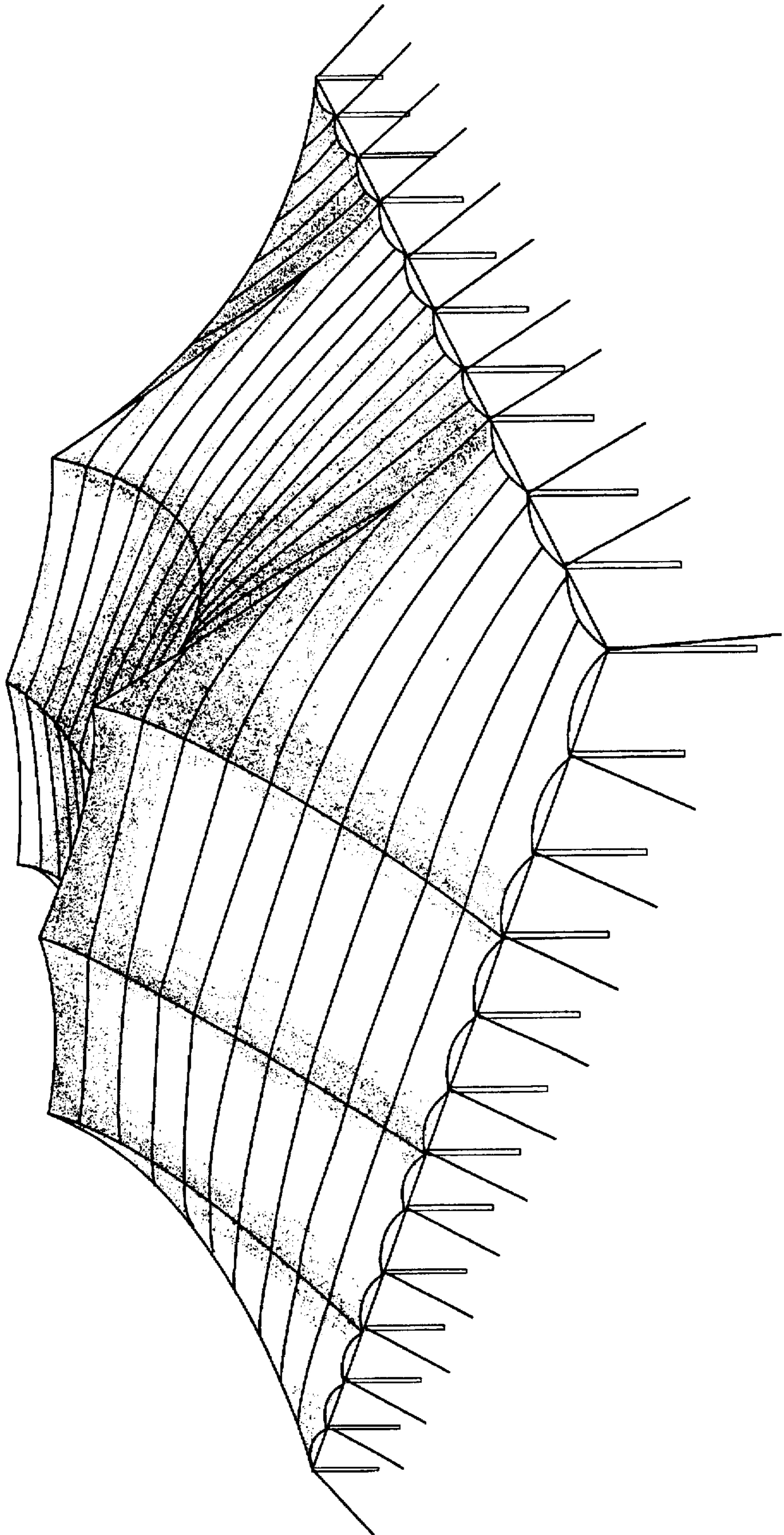


FIG. 2

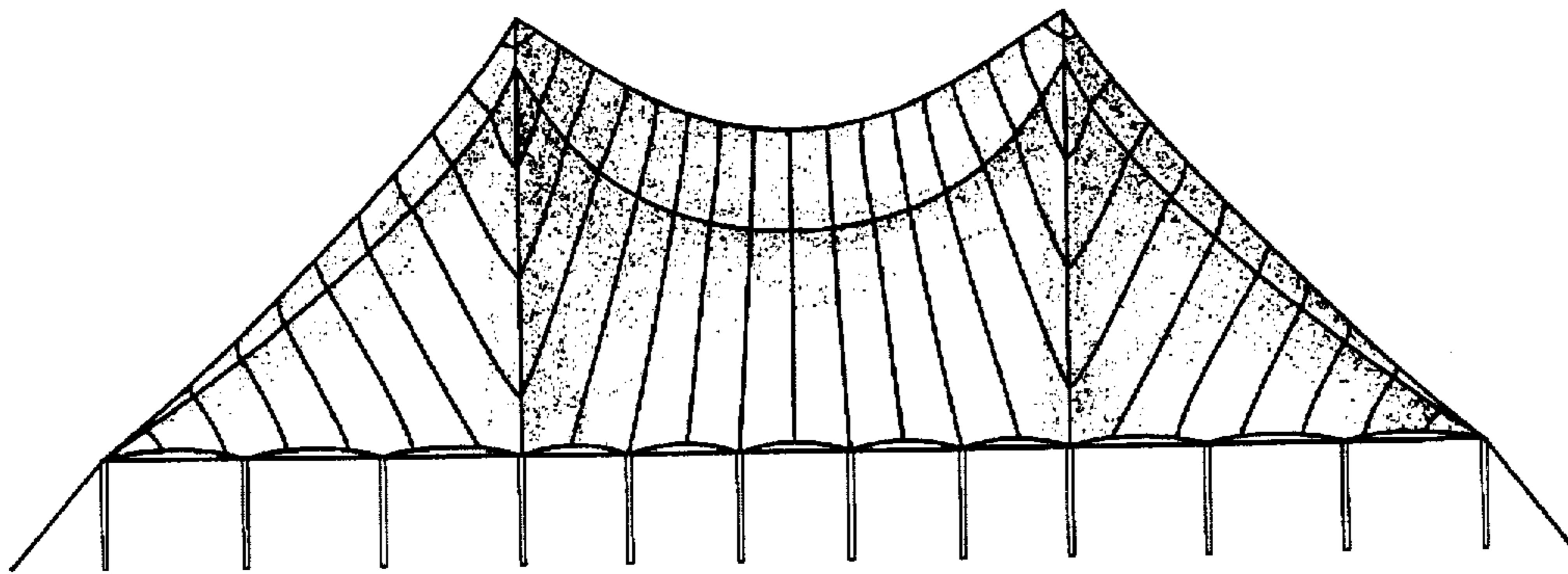


FIG. 3

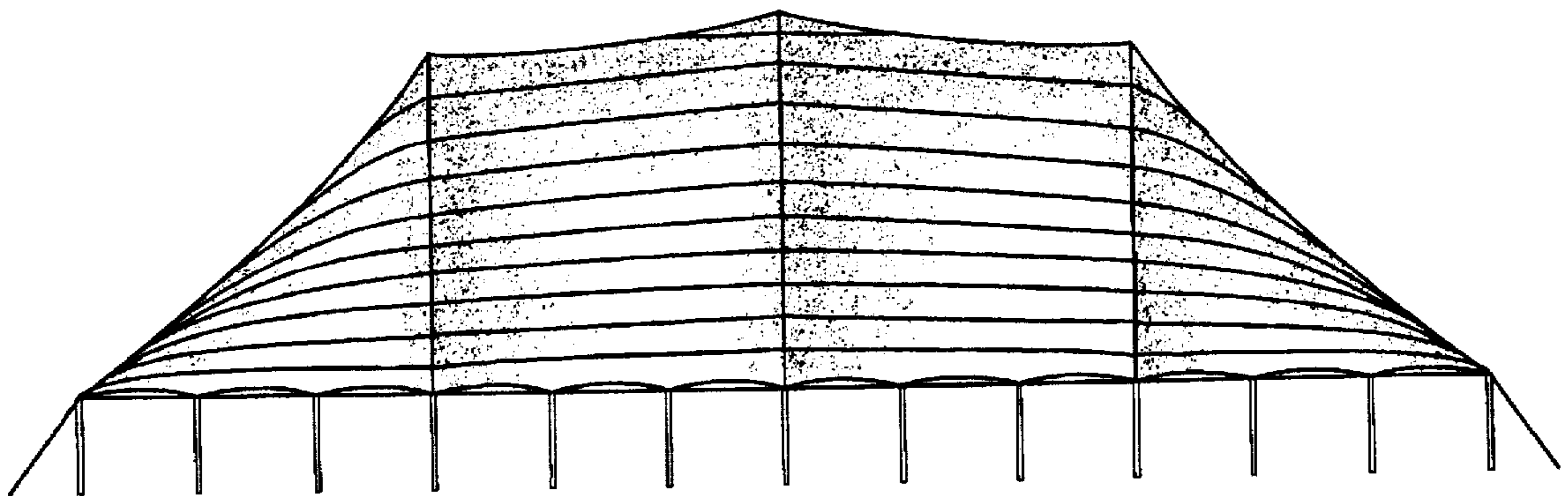


FIG. 4

