



US00D389237S

United States Patent [19]
Jaspers-Fayer et al.

[11] **Patent Number:** **Des. 389,237**
[45] **Date of Patent:** ****Jan. 13, 1998**

[54] **BLADE MEDALLION FOR A CEILING FAN**

[75] **Inventors:** **Jan Jaspers-Fayer**, Idyllwild; **Scott Searle**, Malibu, both of Calif.

[73] **Assignee:** **Minka Lighting, Inc.**, Corona, Calif.

[**] **Term:** **14 Years**

[21] **Appl. No.:** **54,782**

[22] **Filed:** **May 21, 1996**

Related U.S. Application Data

[60] Continuation of Ser. No. 10,231, Jun. 29, 1993, which is a division of Ser. No. 10,231, Jun. 29, 1993, abandoned.

[51] **LOC (6) Cl.** **23-04**

[52] **U.S. Cl.** **D23/411; D23/377; D23/385**

[58] **Field of Search** **D23/377, 379, D23/385, 411; 416/5, 210 R; D11/44, 45, 67, 68, 76, 85, 115**

[56] **References Cited**

U.S. PATENT DOCUMENTS

1,935,314 11/1933 Finch et al. 416/5

OTHER PUBLICATIONS

Key Wester Collection Adv. Brochure, back cover, Ceiling Fan Medallion A, top right side of page.

Hong Kong Enterprise, vol. 6, 1982, p. 7, Ceiling Fan Medallion B, bottom right side of page.

Primary Examiner—Lisa Lichtenstein
Attorney, Agent, or Firm—Jenkins & Gilchrist, P.C.

[57] **CLAIM**

The ornamental design for a blade medallion for a ceiling fan, as shown.

DESCRIPTION

FIG. 1 is a top view of an ornamental design for a blade medallion for a ceiling fan;

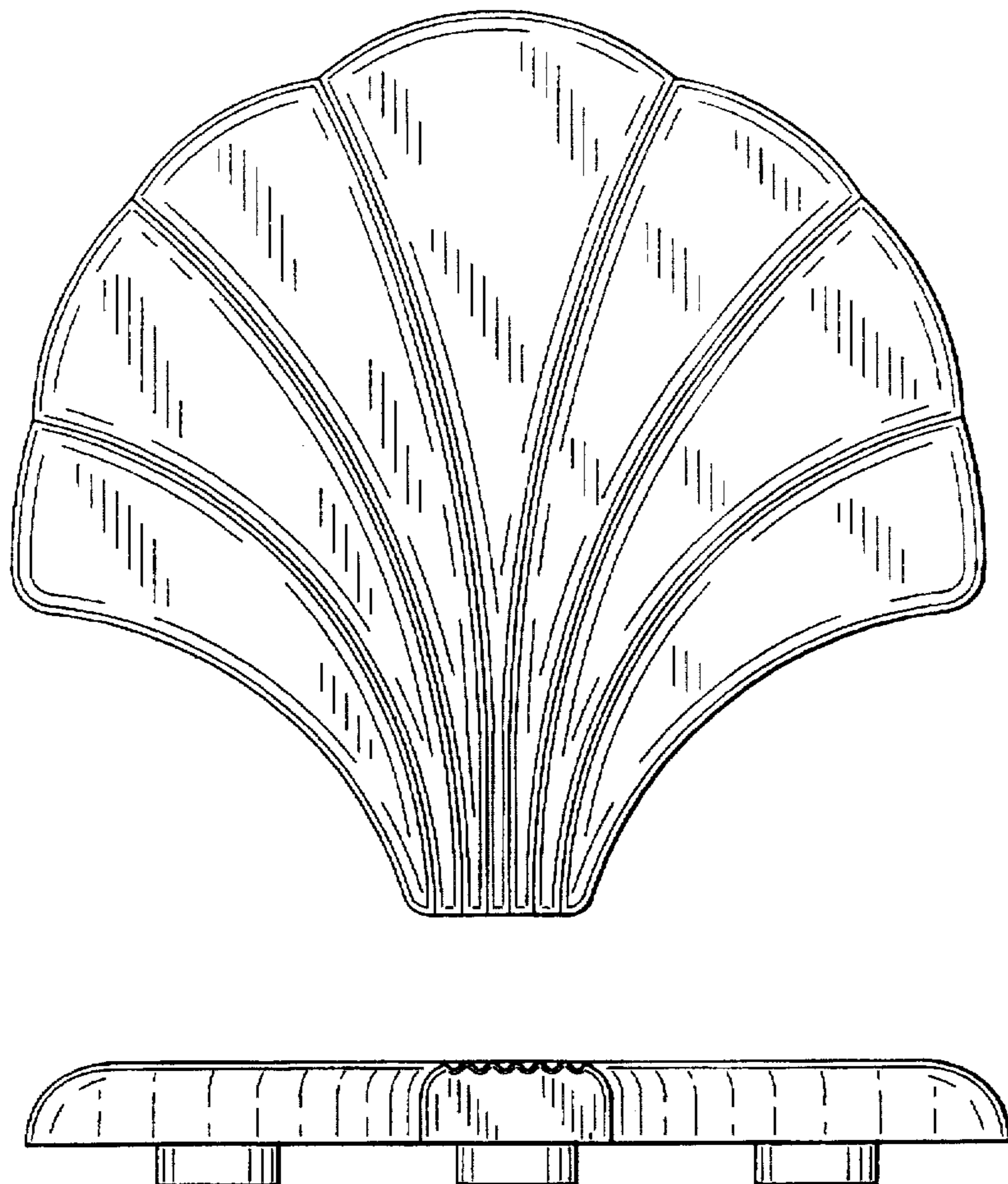
FIG. 2 is an end view of the blade medallion of FIG. 1;

FIG. 3 is an end view of the other end of the blade medallion of FIG. 1;

FIG. 4 is a side perspective view of the blade medallion of FIG. 1; and,

FIG. 5 is a side perspective view of the other side of the blade medallion of FIG. 1.

1 Claim, 2 Drawing Sheets



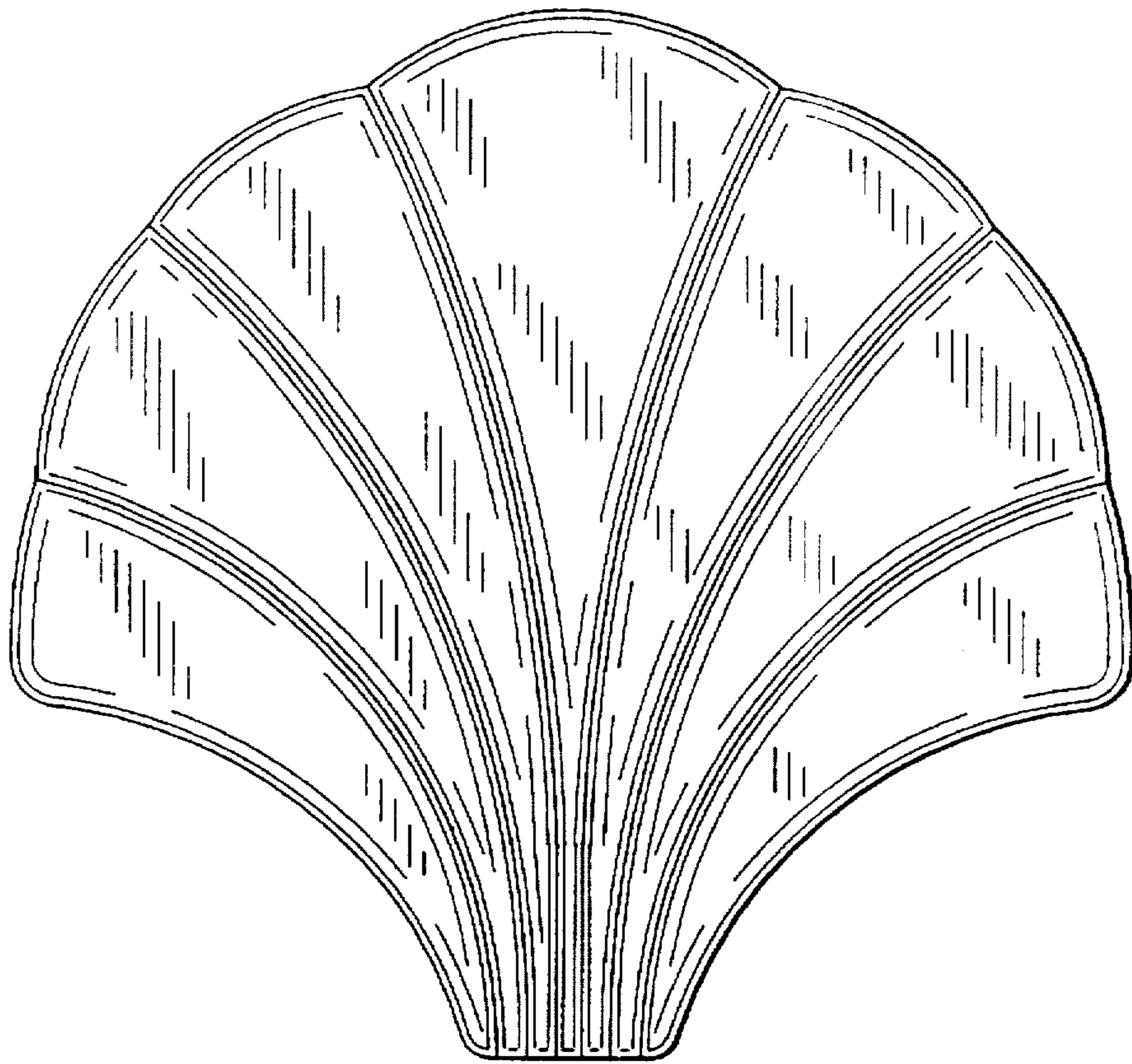


FIG. 1




FIG. 2



FIG. 3



FIG. 4



FIG. 5