



US00D389224S

United States Patent [19] Grice

[11] Patent Number: **Des. 389,224**
[45] Date of Patent: ****Jan. 13, 1998**

[54] **REEL SEAT AND FOREGRIP WITH EXPOSED BLANK FOR FISHING ROD HANDLE**

[75] Inventor: **Steve Grice, Spirit Lake, Iowa**

[73] Assignee: **Berkley, Inc., Spirit Lake, Iowa**

[**] Term: **14 Years**

[21] Appl. No.: **53,108**

[22] Filed: **Apr. 16, 1996**

[51] LOC (6) Cl. **22-05**

[52] U.S. Cl. **D22/142**

[58] Field of Search **D22/142; 43/23, 43/20, 22, 18.1, 18.5**

[56] **References Cited**

U.S. PATENT DOCUMENTS

D. 165,529	12/1951	Kitterman	D22/142
D. 252,639	8/1979	Ohmura	D22/142
D. 256,837	9/1980	Endo et al.	D22/142
D. 258,231	2/1981	Airhart	D22/142
D. 266,427	10/1982	McMickle et al.	
D. 300,651	4/1989	Lassi	D22/142
D. 301,051	5/1989	Lassi	D22/142
D. 327,727	7/1992	Robbins et al.	D22/142
D. 338,515	8/1993	Onishi	D22/142
D. 341,408	11/1993	Grice	D22/142
D. 342,985	1/1994	Grice	D22/142

D. 343,225	1/1994	Grice	D22/142
D. 347,878	6/1994	Grice	D22/142
4,043,071	8/1977	Lando	43/23
4,334,378	6/1982	Worth	43/22
4,516,351	5/1985	Highby	43/23
4,649,611	3/1987	Myojo	43/18.1
4,703,578	11/1987	Highby	43/18.1
4,860,484	8/1989	Green et al.	43/22

Primary Examiner—Doris V. Coles
Attorney, Agent, or Firm—Banner & Witcoff

[57] **CLAIM**

The ornamental design for a reel seat and foregrip with exposed blank for fishing rod handle, as shown and described.

DESCRIPTION

FIG. 1 is a perspective view of a reel seat and foregrip with exposed blank for fishing rod handle showing my new design;

FIG. 2 is a front view thereof;

FIG. 3 is a rear view thereof;

FIG. 4 is a side elevational view of one side thereof;

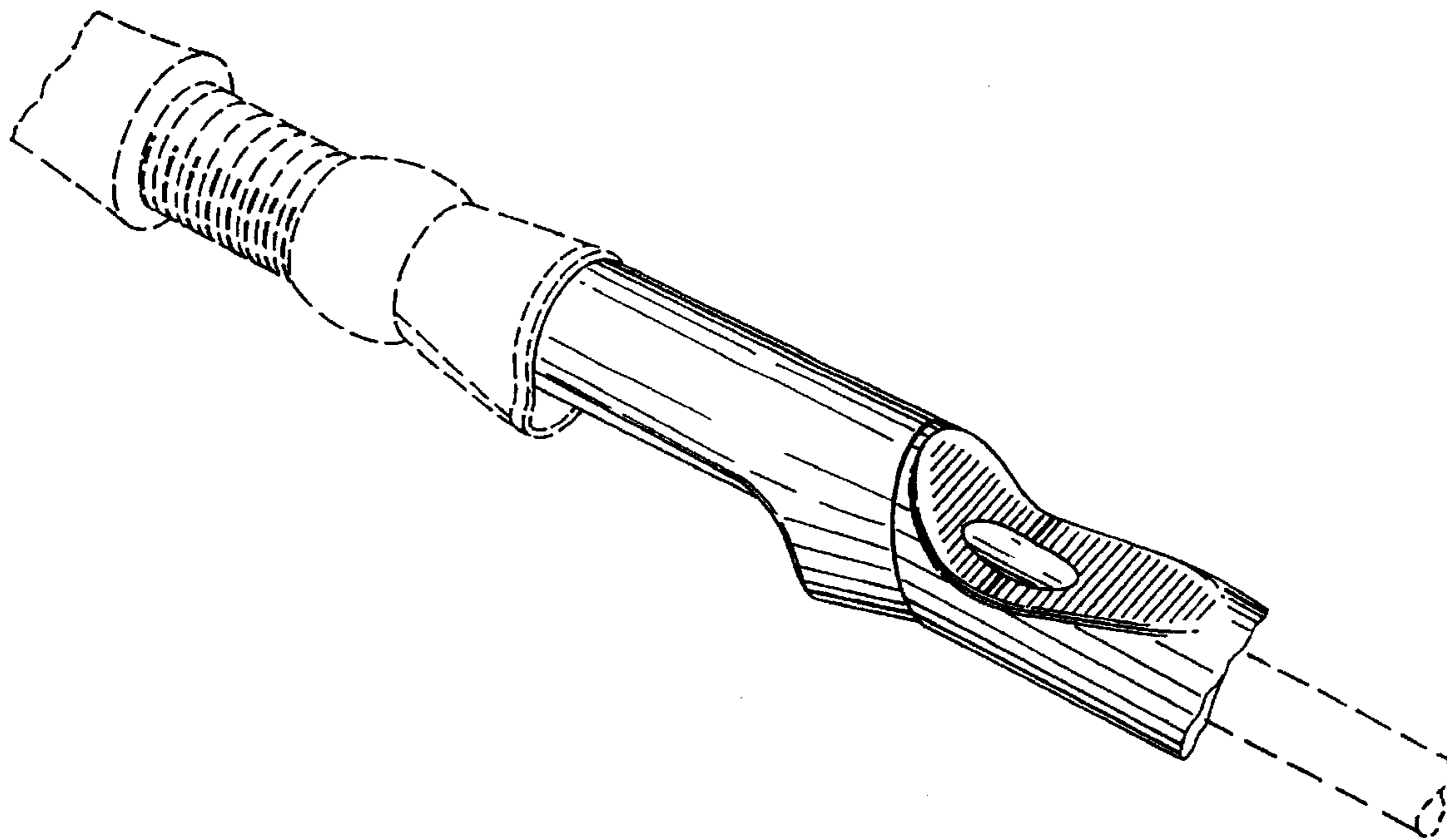
FIG. 5 is a side elevational view of the other side thereof;

FIG. 6 is a top view thereof; and,

FIG. 7 is a bottom view thereof.

The broken line showing of a fishing rod handgrip portion, locking nut, and blank is for illustrative purposes only and forms no part of the claimed design;

1 Claim, 2 Drawing Sheets



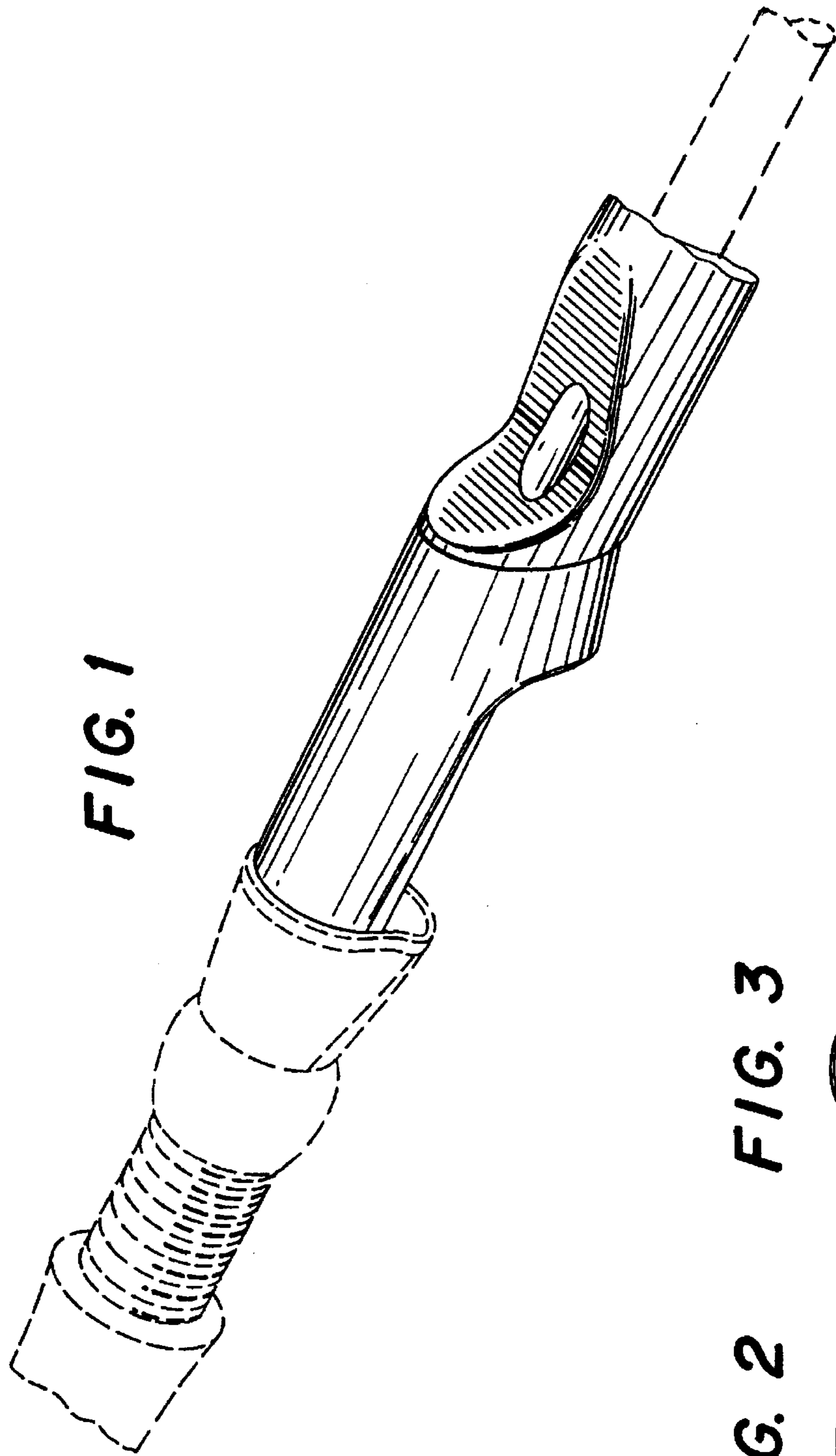


FIG. 2

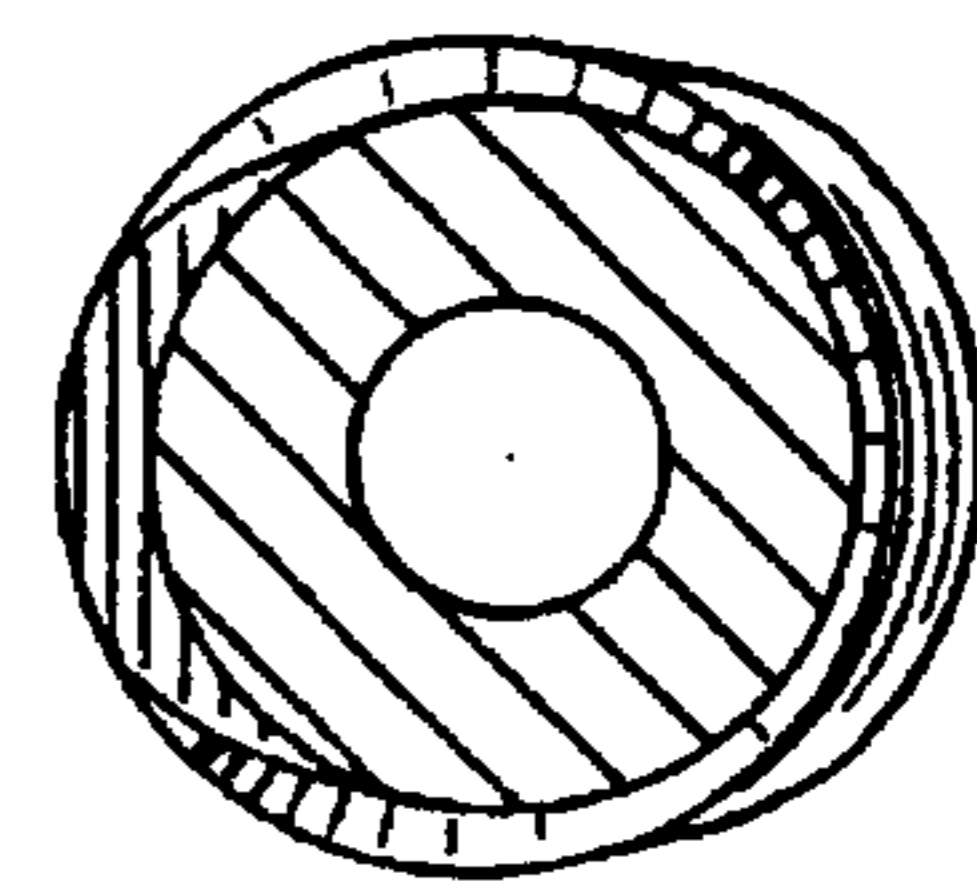


FIG. 3

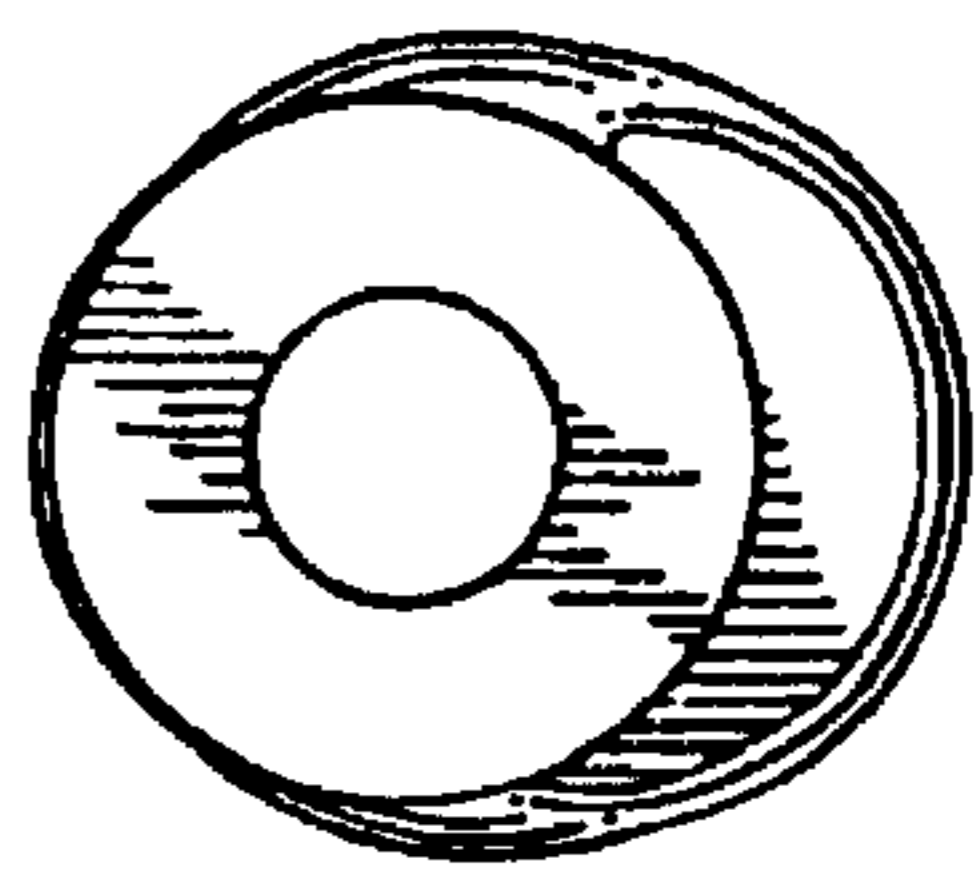


FIG. 4




FIG. 5

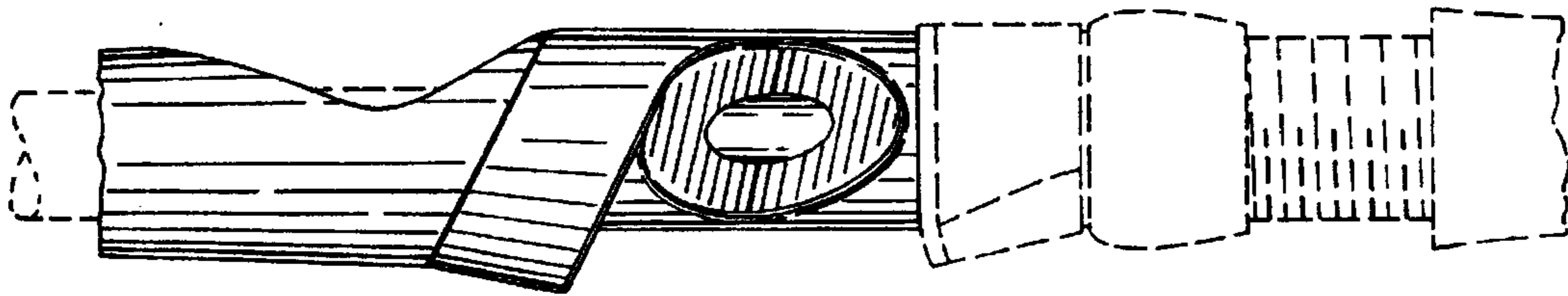


FIG. 6



FIG. 7

