



US00D389223S

United States Patent [19]

Thurber et al.

[11] Patent Number: Des. 389,223

[45] Date of Patent: **Jan. 13, 1998

[54] **FISHING ROD SECTION**

[75] Inventors: **John M. Thurber; Robert D. Bagby,**
both of Tulsa, Okla.

[73] Assignee: **Brunswick Corporation,** Tulsa, Okla.

[**] Term: **14 Years**

[21] Appl. No.: **45,522**

[22] Filed: **Oct. 23, 1995**

[51] LOC (6) Cl. **22-05**

[52] U.S. Cl. **D22/142**

[58] Field of Search **D22/142; 43/23,**
43/22, 18.1

[56] **References Cited**

U.S. PATENT DOCUMENTS

D. 294,164	2/1988	Andreasen	D22/142
D. 319,283	8/1991	Shiozaki	D22/142
D. 338,515	8/1993	Onishi	D22/142
1,241,707	10/1917	Capooch et al.	D22/142
4,467,548	8/1984	Tabor	D22/142

OTHER PUBLICATIONS

Fieldbook Natural History by L. Palmer, McGraw Hill, ©
1949 p. 441 Cut-throat Trout p. 439 Sea Lamprey, p. 445
Muskellunge.

Primary Examiner—Doris V. Coles

Attorney, Agent, or Firm—Wood, Phillips, VanSanten, Clark
& Mortimer

[57] **CLAIM**

The ornamental design for a fishing rod section, shown and
described.

DESCRIPTION

FIG. 1 is a rear top and right side perspective view of our
fishing rod section showing our new design;

FIG. 2 is a plan view of a fishing rod with our fishing rod
section incorporated therein;

FIG. 3 is a plan view of our fishing rod section;

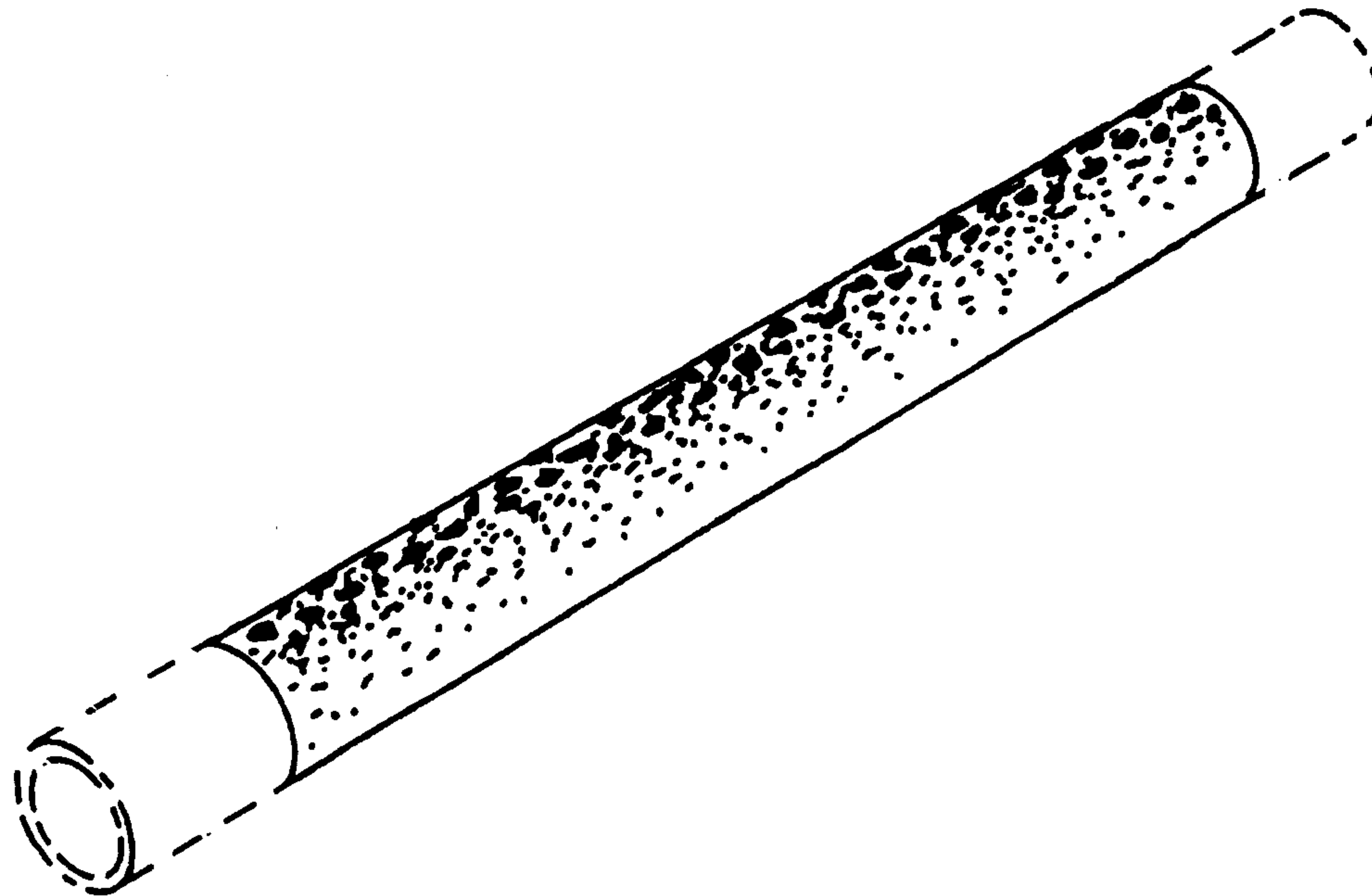
FIG. 4 is a right side elevation view thereof;

FIG. 5 is a left side elevation view thereof; and,

FIG. 6 is a bottom view thereof.

The portions of the fishing rod shown in dotted lines do not
constitute a part of the claimed design..

1 Claim, 1 Drawing Sheet



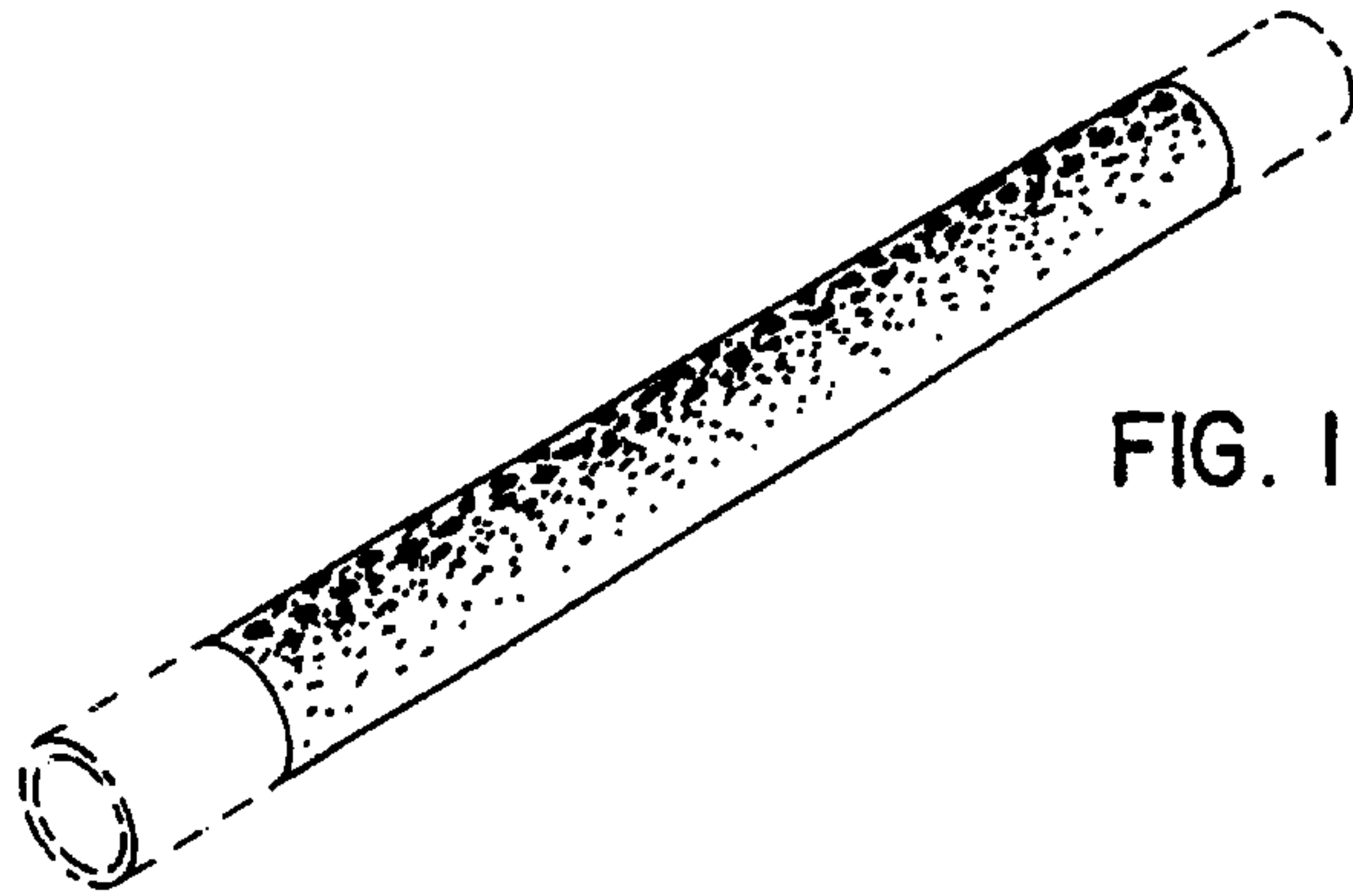


FIG. 1



FIG. 2




FIG. 3




FIG. 4




FIG. 5

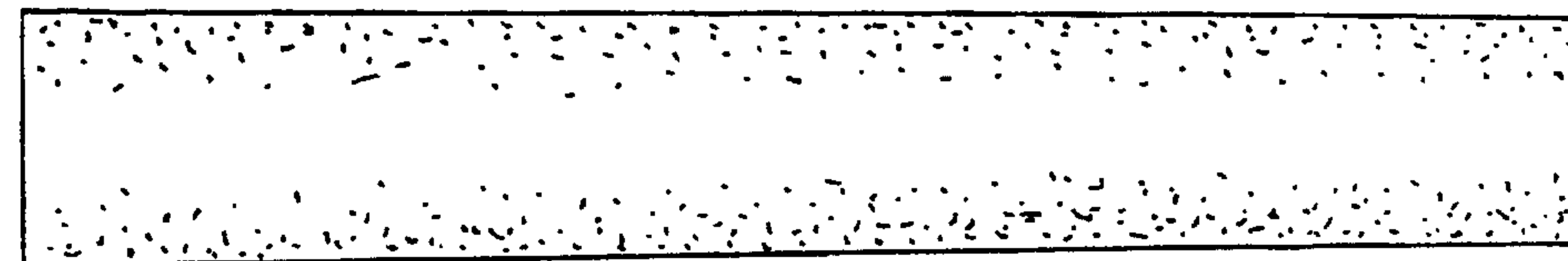


FIG. 6