



US00D389220S

United States Patent [19]

Coffey et al.

[11] Patent Number: **Des. 389,220**

[45] Date of Patent: ****Jan. 13, 1998**

[54] **ARROW LUBRICANT APPLICATOR-CONTAINER**

[75] Inventors: **Gary L. Coffey, Glendale; B. Howard Coffey, LaGrange, both of Ky.**

[73] Assignee: **Coffey Marketing Corporation, Crestwood, Ky.**

[**] Term: **14 Years**

[21] Appl. No.: **45,001**

[22] Filed: **Oct. 5, 1995**

[51] LOC (6) Cl. **22-01**

[52] U.S. Cl. **D22/107; D22/100; D22/199**

[58] Field of Search **D22/100, 107, D22/115, 199; 124/22, 41.1; 206/315.11; 224/610, 916; D9/306; 184/102; 220/4.26, 4.27, 229**

[56] **References Cited**

U.S. PATENT DOCUMENTS

D. 215,945 11/1969 La Fara D9/306 X

1,083,041	12/1913	Worgan	124/22
4,002,236	1/1977	Tolleson	206/315.11 X
4,805,584	2/1989	Stinson	224/916 X
4,955,473	9/1990	Van Hout et al.	224/916 X
5,231,376	7/1993	Arcarese	224/610 X
5,445,243	8/1995	Coffey et al.	184/102

Primary Examiner—Louis S. Zarfaz
Assistant Examiner—Monica A. Weingart
Attorney, Agent, or Firm—Middleton & Reutlinger; David W. Carrithers


[57] **CLAIM**

The ornamental design for an arrow lubricant applicator-container, as shown and described.

DESCRIPTION

FIG. 1 is a perspective view of an arrow lubricant applicator-container made in accordance with my design; FIG. 2 is a top plan view thereof; FIG. 3 is an elevational side view thereof; and, FIG. 4 is a plan bottom view thereof. The broken line showing of an arrow is for illustrative purposes only and forms no part of the claimed design.

1 Claim, 1 Drawing Sheet



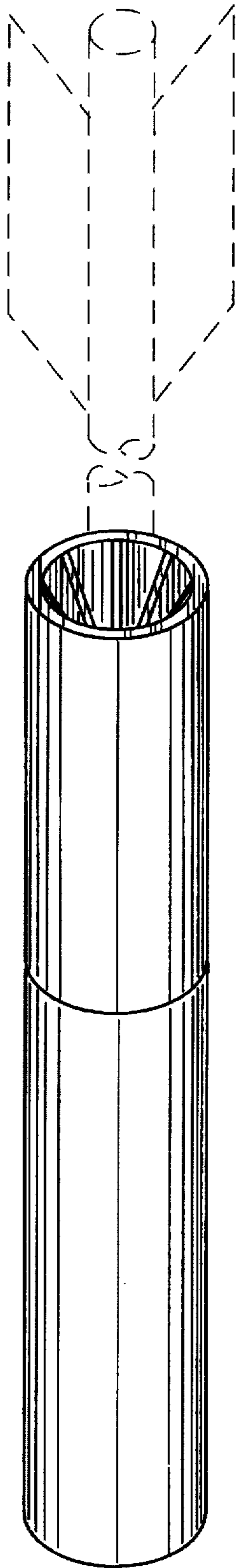


FIG. 1

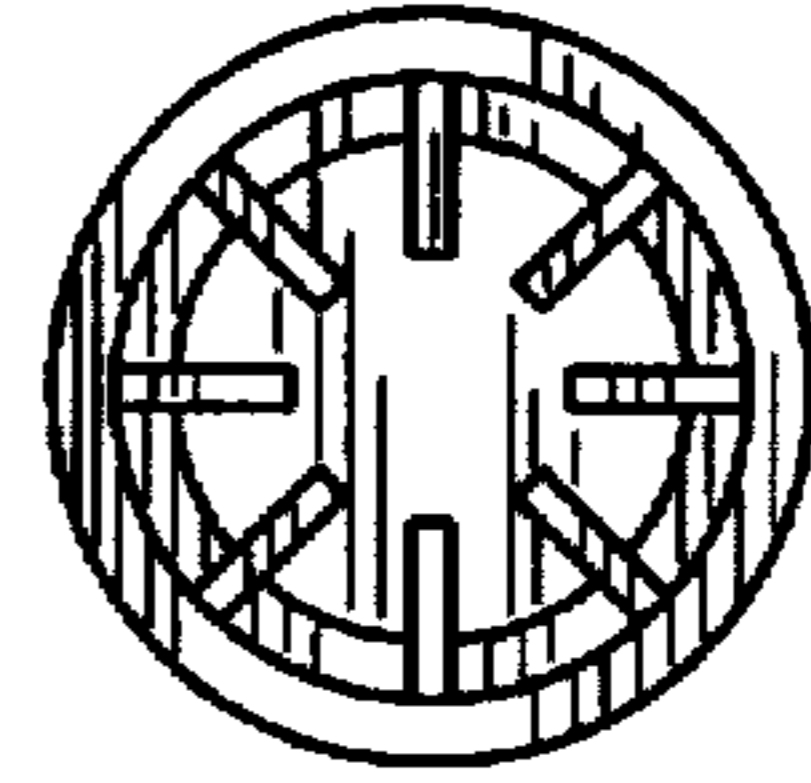


FIG. 2




FIG. 3

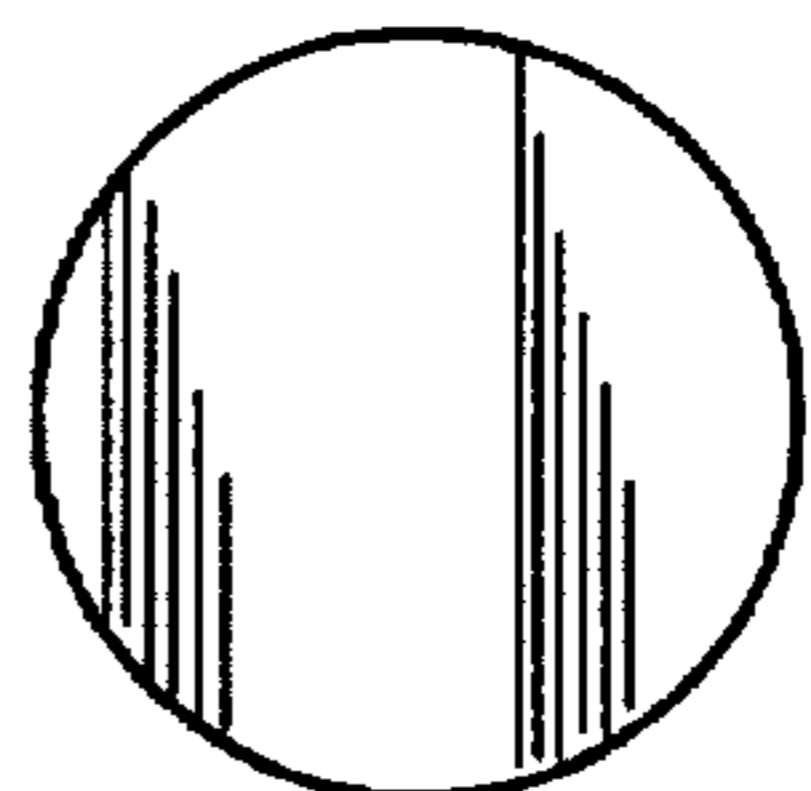


FIG. 4