

US00D389193S

United States Patent [19] Rebish

[11] Patent Number: **Des. 389,193**
[45] Date of Patent: ****Jan. 13, 1998**

- [54] **SUPER TIC-TAC-TOE GAME APPARATUS**
- [76] Inventor: **Edward J. Rebish**, 17964 Alpine Cir., Strongsville, Ohio 44136
- [**] Term: **14 Years**
- [21] Appl. No.: **47,649**
- [22] Filed: **Dec. 8, 1995**
- [51] LOC (6) Cl. **20-02**
- [52] U.S. Cl. **D20/40**
- [58] Field of Search D20/10, 17, 19, D20/13, 22, 27, 38, 29, 41, 42, 44, 45, 43, 40; D3/207, 208, 212; 24/3.6; 273/144 B, 145 C; 40/124.1, 330, 327, 657, 634, 409, 411, 445, 489, 721, 709, 725; D19/34.1, 1, 6; D21/21, 22, 1, 17, 39; D6/512

[56] References Cited

U.S. PATENT DOCUMENTS

D. 329,136	9/1992	Sanchez	D3/208
5,421,111	6/1995	Primm et al.	40/721
5,423,542	6/1995	Oraha	273/144 B
5,507,492	4/1996	Adell	D3/208 X

Primary Examiner—Susan J. Lucas
Assistant Examiner—Jennifer A. Register
Attorney, Agent, or Firm—Donald A. Bergquist

[57] CLAIM

The ornamental design for a super tic-tac-toe game apparatus, as shown and described.

DESCRIPTION

FIG. 1 is a perspective view of the super tic-tac-toe game

apparatus of this invention in an embodiment adapted for attaching a key ring and bearing indicia printed on the face of the apparatus;

FIG. 2 is a front view thereof;

FIG. 3 is a back view thereof, showing in phantom the outline of a business card encased therein;

FIG. 4 is a right side view thereof, the left side view being a mirror-image of the right side view;

FIG. 5 is a top view thereof; and,

FIG. 6 is a bottom view thereof;

FIG. 7 is a perspective view of the super tic-tac-toe game apparatus of this invention in a second embodiment bearing indicia printed on the face of the apparatus;

FIG. 8 is a front view thereof;

FIG. 9 is a back view thereof, showing in phantom the outline of a business card encased therein;



FIG. 10 is a right side view thereof, the left side view being a mirror-image of the right side view;



FIG. 11 is a top view thereof, the bottom view being a mirror-image of the top view; and,

FIG. 12 is a front view of an embodiment wherein indicia shown are printed on a card encased in the game apparatus, rather than printed on the apparatus itself.

The broken lines are for illustrative purposes only and form no part of the claimed design.

1 Claim, 5 Drawing Sheets





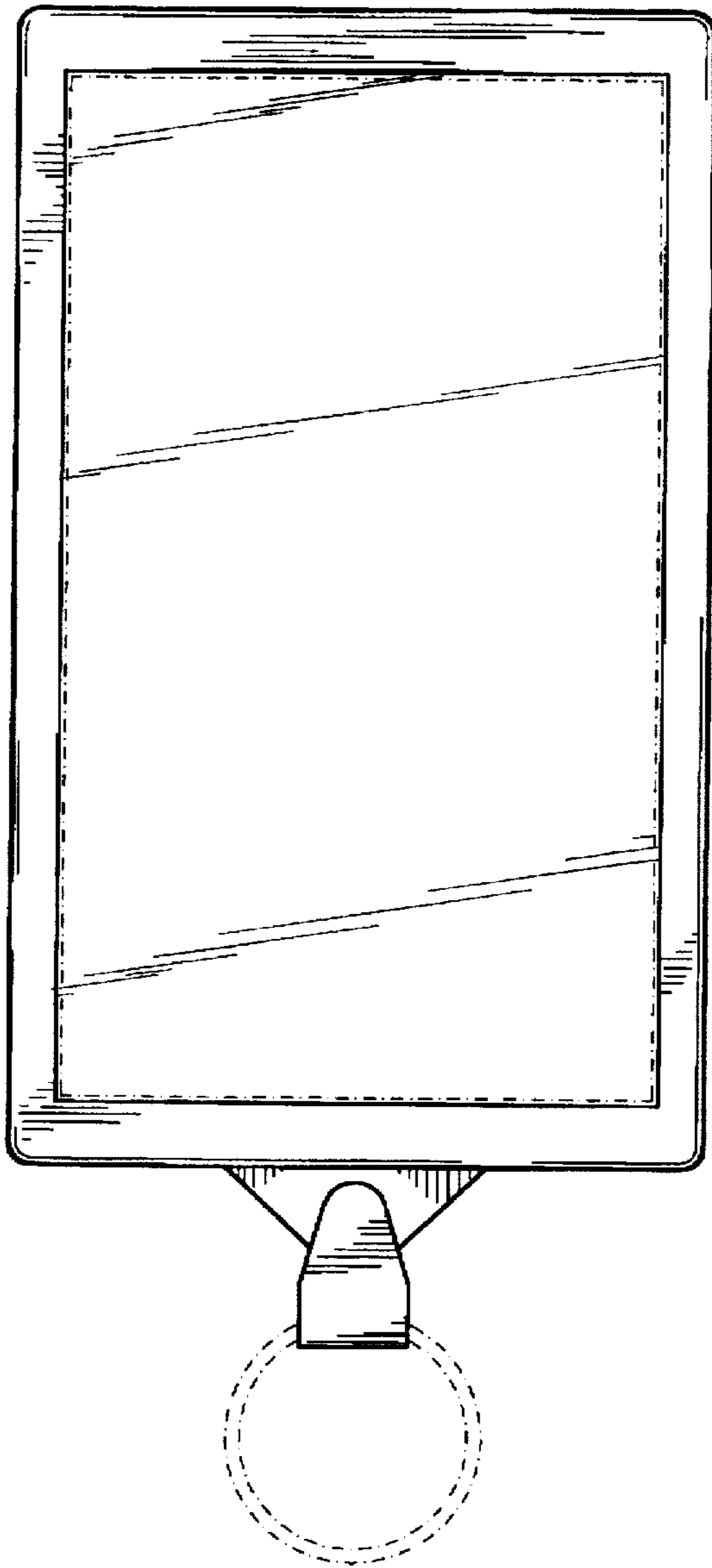


Fig.3



Fig.4



Fig.5



Fig.6




Fig.7




Fig.8

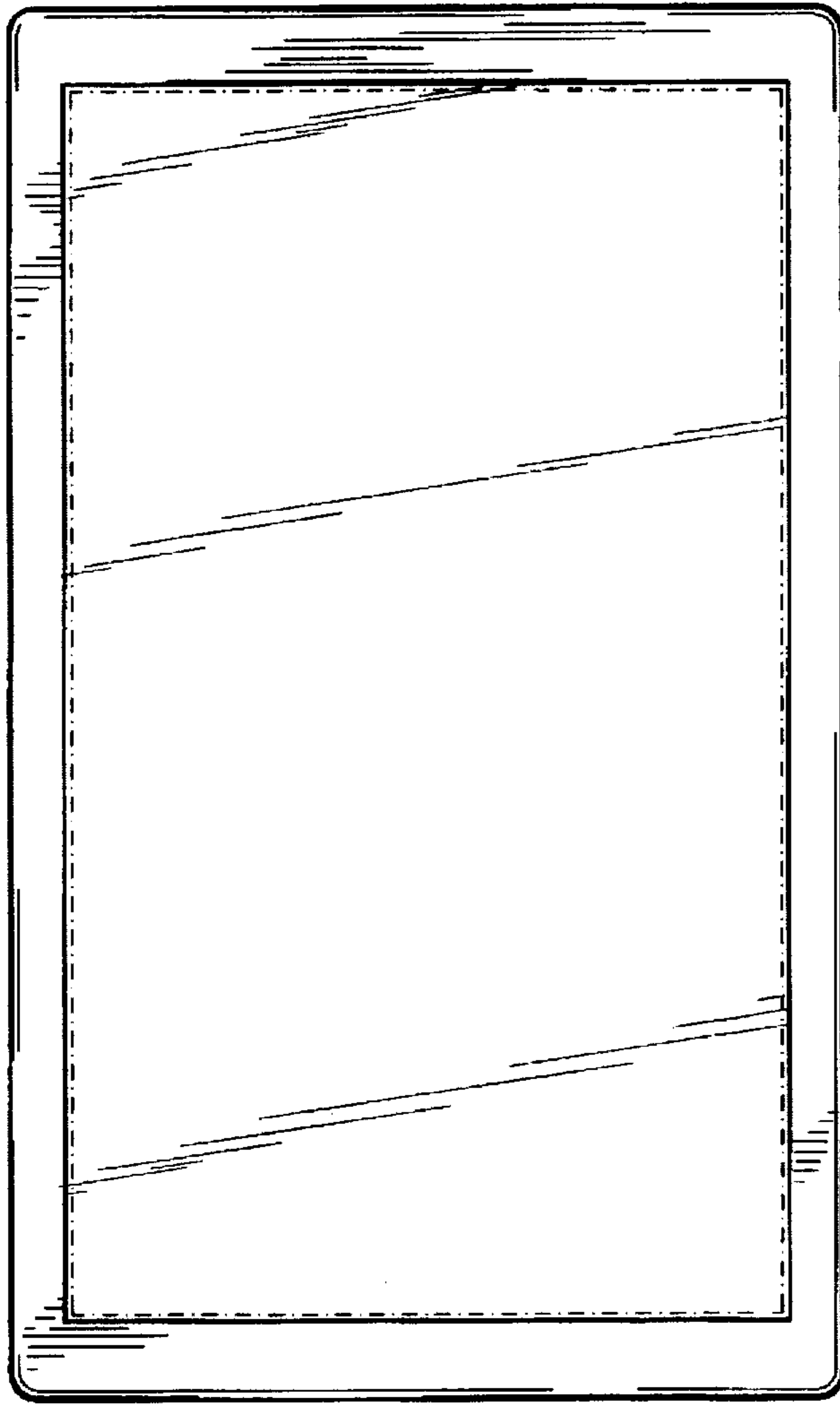


Fig.9




Fig.10



Fig.11




Fig.12