



US00D389192S

# United States Patent [19] Rebish

[11] Patent Number: **Des. 389,192**  
[45] Date of Patent: **\*\*Jan. 13, 1998**

## [54] BINGO GAME APPARATUS

[76] Inventor: **Edward J. Rebish**, 17964 Alpine Cir., Strongsville, Ohio 44136

[\*\*] Term: **14 Years**

[21] Appl. No.: **47,645**

[22] Filed: **Dec. 8, 1995**

[51] LOC (6) Cl. .... **20-02**

[52] U.S. Cl. .... **D20/40**

[58] Field of Search ..... D20/10, 17, 19, D20/33, 22, 27, 38, 29, 41, 42, 44, 45, 43, 40; D3/207, 208, 212; 24/3.6; 273/144 B, 145 C; 40/124.1, 350, 327, 657, 634, 409, 411, 445, 489, 721, 709, 725; D19/34.1, 1, 6; D21/21, 22, 1, 17, 39; D6/512

## [56] References Cited

### U.S. PATENT DOCUMENTS

D. 329,136	9/1992	Sanchez	.....	D3/208
5,421,111	6/1995	Primm et al.	.....	40/721
5,423,542	6/1995	Oraha	.....	273/144 B
5,507,492	4/1996	Adell	.....	D3/208 X

*Primary Examiner*—Susan J. Lucas  
*Assistant Examiner*—Jennifer A. Register  
*Attorney, Agent, or Firm*—Donald A. Bergquist



## [57] CLAIM

The ornamental design for a bingo game apparatus, as shown and described.

### DESCRIPTION

FIG. 1 is a perspective view of the bingo game apparatus of this invention in an embodiment adapted for attaching a key ring and bearing indicia printed on the face of the apparatus; FIG. 2 is a front view thereof; FIG. 3 is a back view thereof, showing in phantom the outline of a business card encased therein; FIG. 4 is a right side view thereof, the left side view being a mirror-image of the right side view; FIG. 5 is a top view thereof; and FIG. 6 is a bottom view thereof; FIG. 7 is a perspective view of the bingo game apparatus of this invention in a second embodiment bearing indicia printed on the face of the apparatus; FIG. 8 is a front view thereof; FIG. 9 is a back view thereof, showing in phantom the outline of a business card encased therein; FIG. 10 is a right side view thereof, the left side view being a mirror-image of the right side view; and FIG. 11 is a top view thereof, the bottom view being a mirror-image of the top view; and, FIG. 12 is a front view of an embodiment wherein indicia shown are printed on a card encased in the game apparatus, rather than printed on the apparatus itself. The broken lines are for illustrative purposes only and form no part of the claimed design.

**1 Claim, 5 Drawing Sheets**






Fig.1




Fig.2

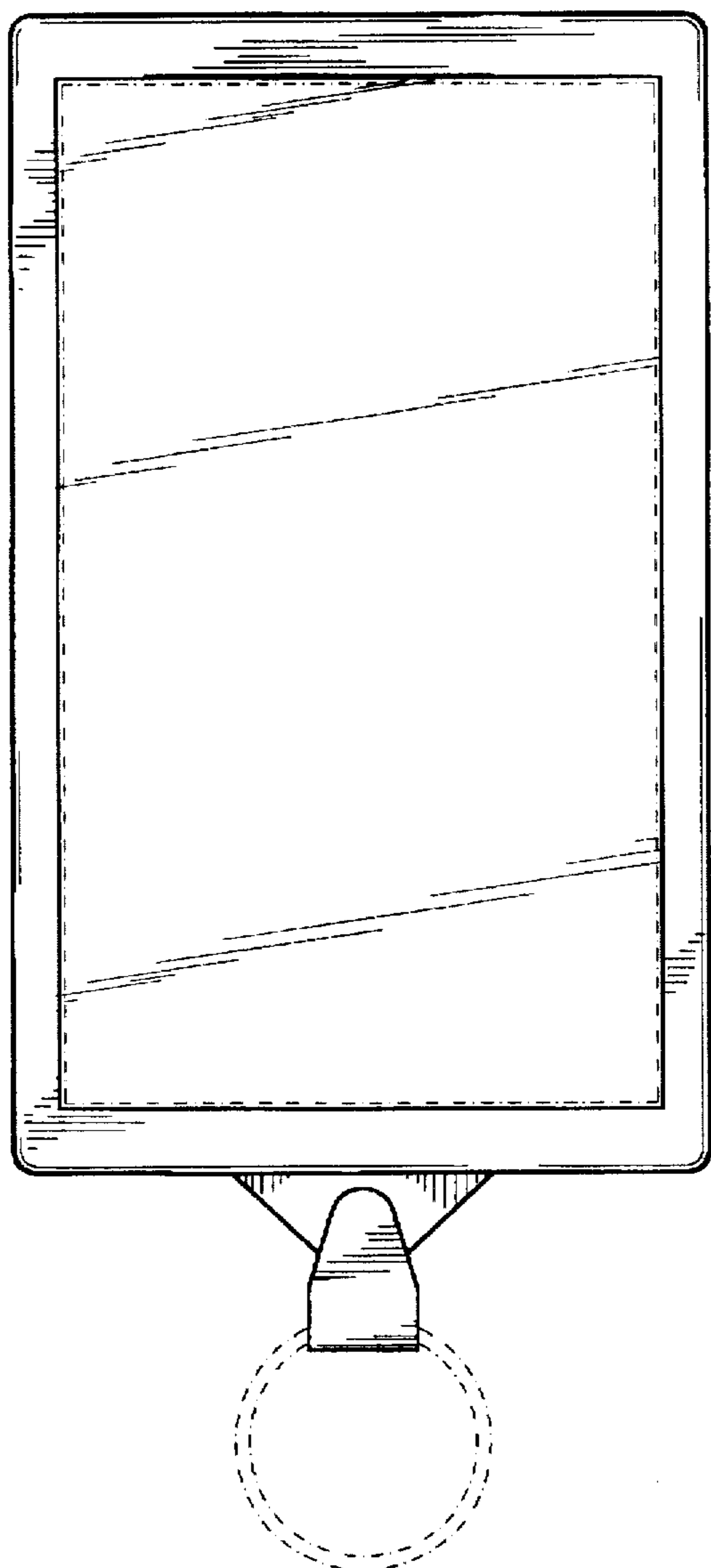


Fig.3



Fig.4




Fig.5



Fig.6






Fig.7



Fig.8

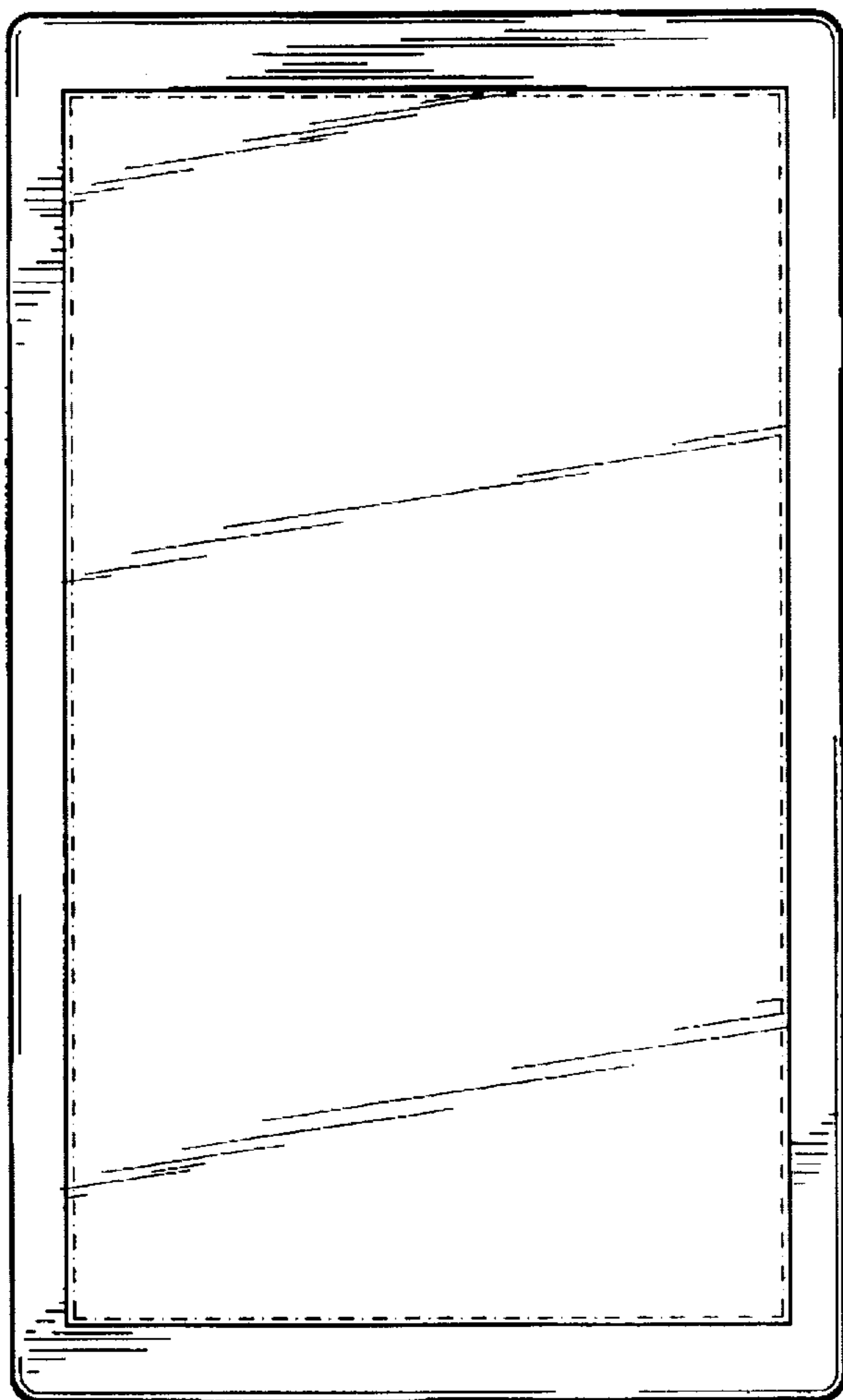



Fig.9



Fig.10



Fig.11



**Fig.12**