

US00D389187S

United States Patent [19]
Gillespie

[11] **Patent Number: Des. 389,187**
[45] **Date of Patent: **Jan. 13, 1998**

[54] **INFORMATION CADDY**
[75] **Inventor: Joe D. Gillespie, El Dorado, Kans.**
[73] **Assignee: Via Christi Research, Inc., Wichita, Kans.**
[**] **Term: 14 Years**
[21] **Appl. No.: 54,844**
[22] **Filed: May 23, 1996**

D. 193,431 8/1962 Newton D19/27 X
D. 210,634 3/1968 Newton D19/87
D. 211,999 8/1968 Prince D14/252
D. 214,143 5/1969 Goeury D19/86 X
D. 248,964 8/1978 Kizlauskas D19/76
D. 295,805 5/1988 Stocker D19/76 X
D. 314,013 1/1991 Rowe D19/76
D. 374,038 9/1996 Gillespie D19/87
2,511,771 6/1950 Fagan D14/252 X
2,541,270 2/1951 Mitnick 40/336
2,593,475 4/1952 Neilsen 40/389
2,667,367 1/1954 Labinski et al. D14/252 X
3,355,831 12/1967 Shirley 40/336
4,192,425 3/1980 Landau et al. 211/50

Related U.S. Application Data

[63] **Continuation-in-part of Ser. No. 42,523, Aug. 11, 1995, Pat. No. Des. 374,038.**
[51] **LOC (6) Cl. 19-02**
[52] **U.S. Cl. D19/87; D14/252; D19/76; D19/27**
[58] **Field of Search D14/142, 144, D14/252, 253, 254, 251; D19/65, 27, 76, 87, 88, 90, 91, 92, 95, 99, 100; 40/336, 371, 389, 377, 404; 312/303; 281/6, 15.1; 211/10, 11, 50**

Primary Examiner—Martie Thompson
Attorney, Agent, or Firm—Hovey, Williams, Timmons & Collins

[57] **CLAIM**

The ornamental design for a information caddy, as shown and described.


DESCRIPTION

FIG. 1 is a front perspective view of an information caddy showing my new design;
FIG. 2 is a front elevational view;
FIG. 3 is a top plan view;
FIG. 4 is a rear elevational view;
FIG. 5 is a bottom plan view; and,
FIG. 6 is a right side elevational view, the left side being a mirror image thereof.

[56] **References Cited**
U.S. PATENT DOCUMENTS

D. 57,227 3/1921 Haupt .
D. 151,806 11/1948 Beitch et al. D14/252
D. 159,472 8/1950 Cleiff D19/86 X
D. 164,173 8/1951 Ives D19/87 X
D. 167,523 8/1952 Mayo D19/87 X

1 Claim, 1 Drawing Sheet



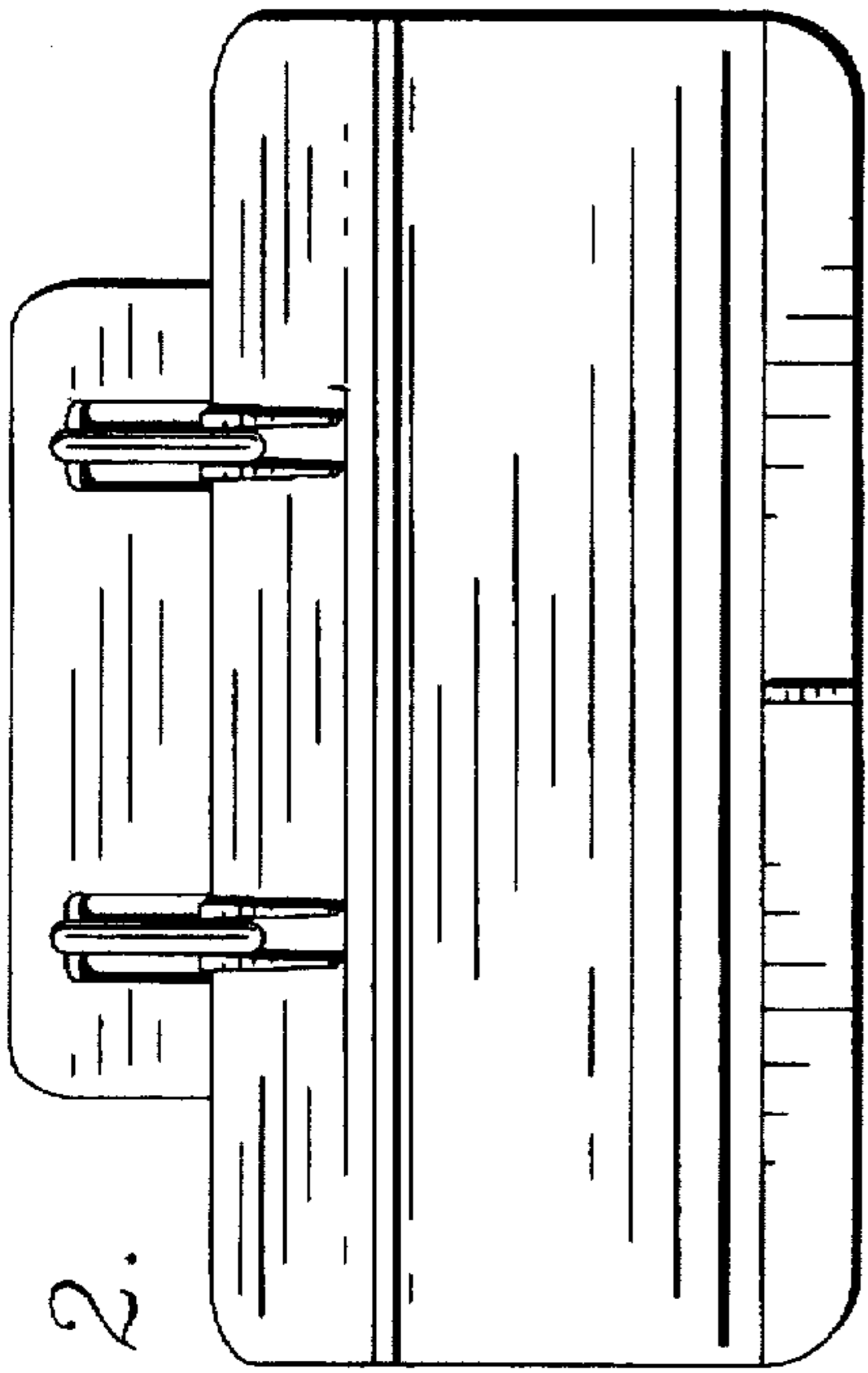


Fig. 2.

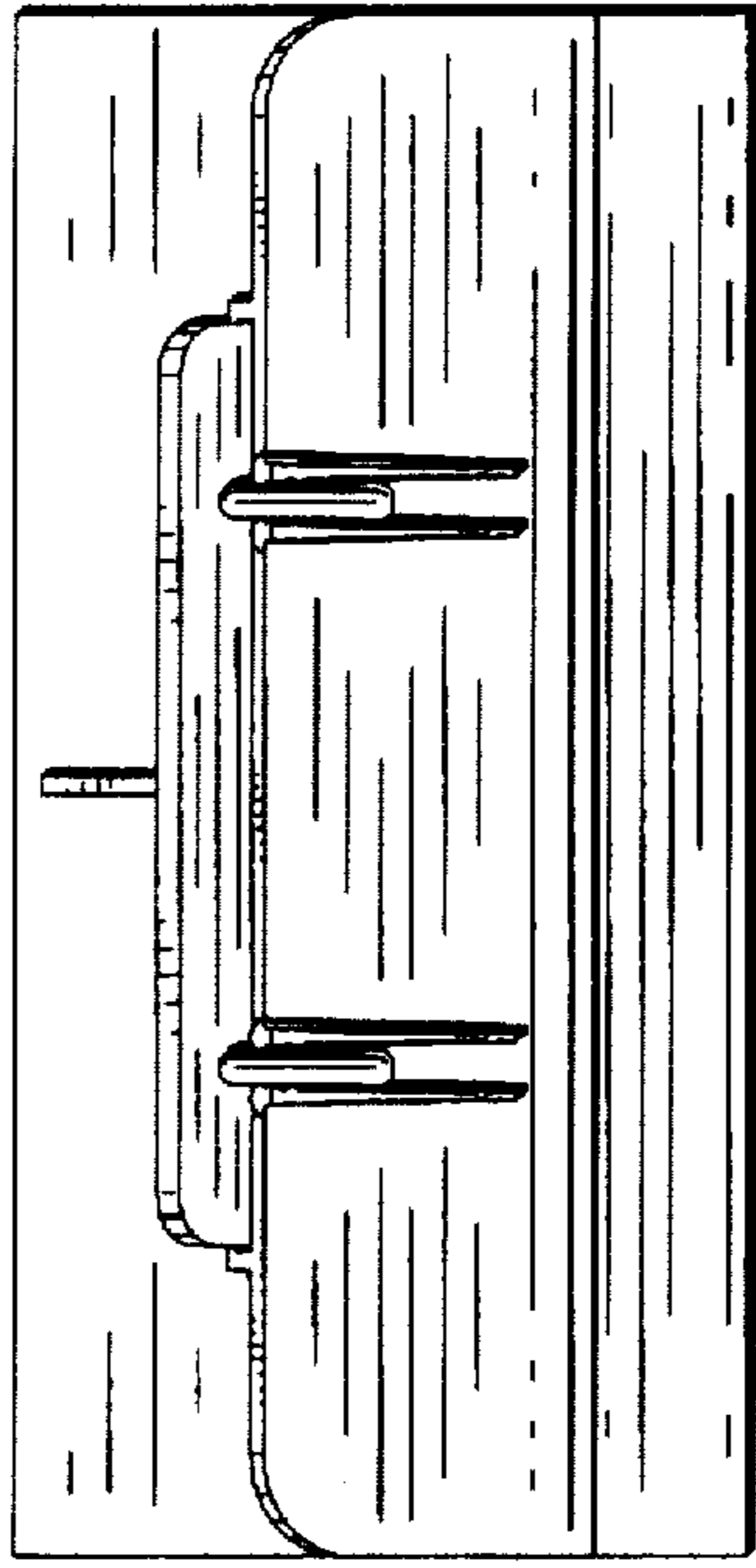


Fig. 6.

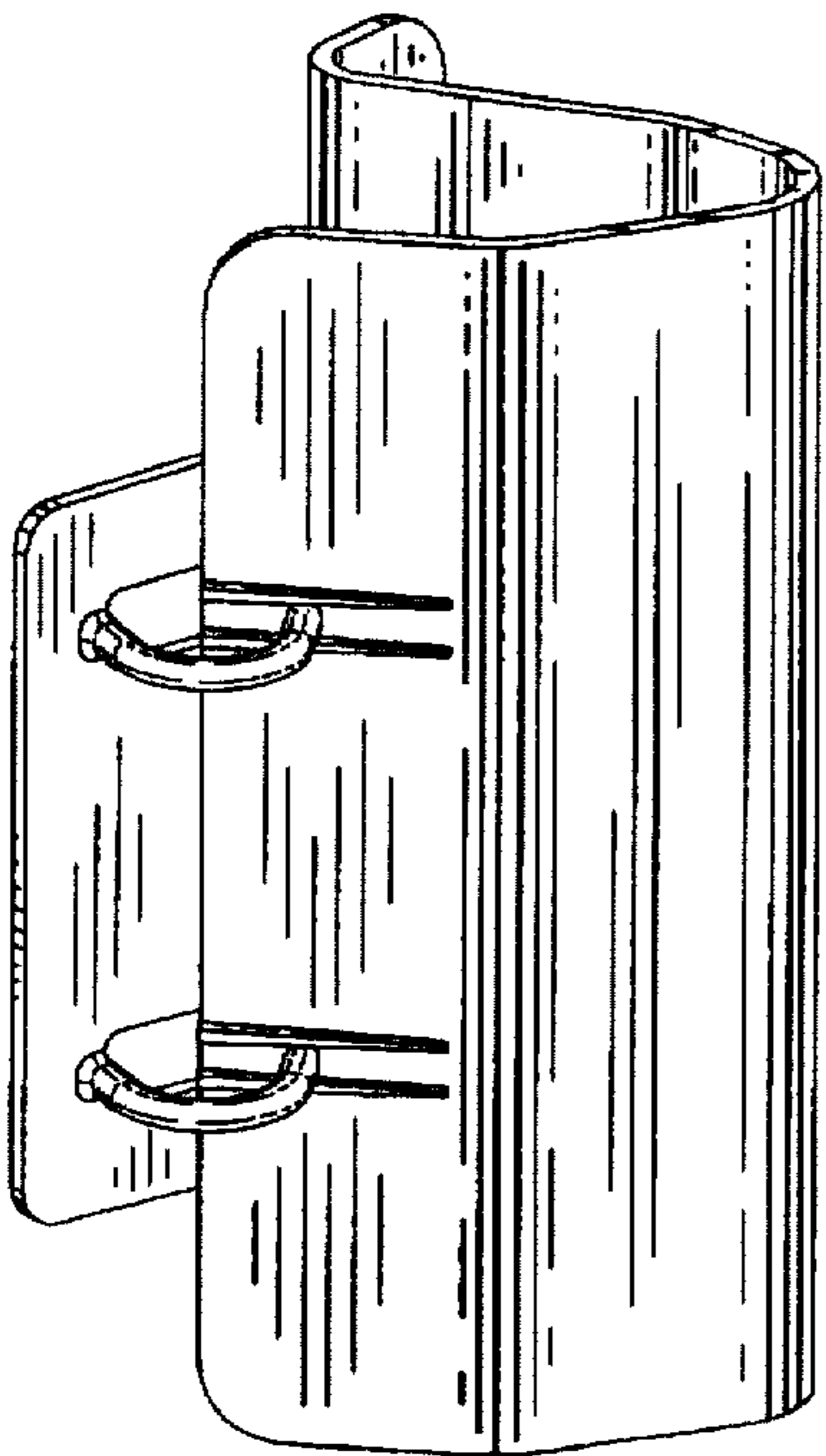


Fig. 1.

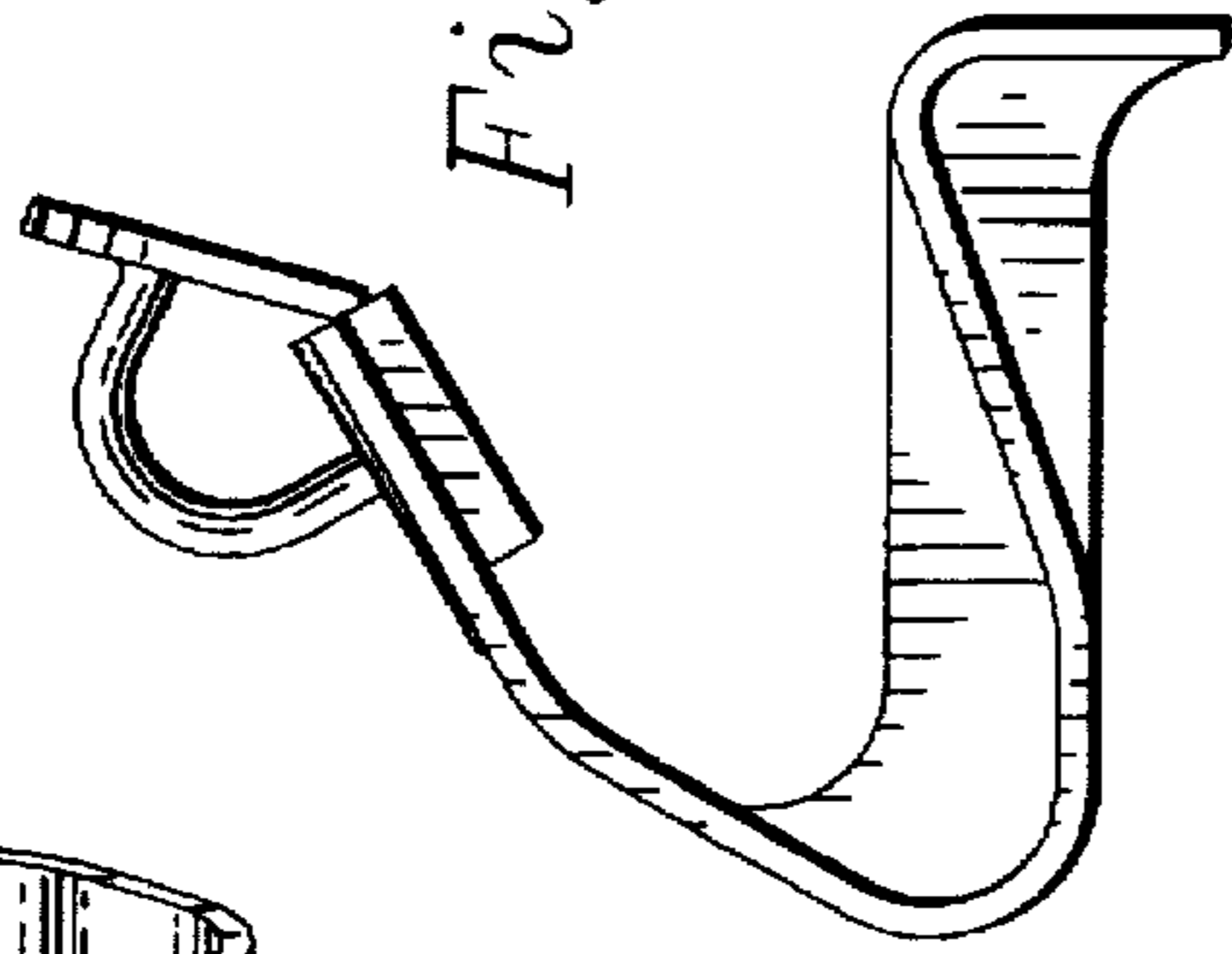


Fig. 4.

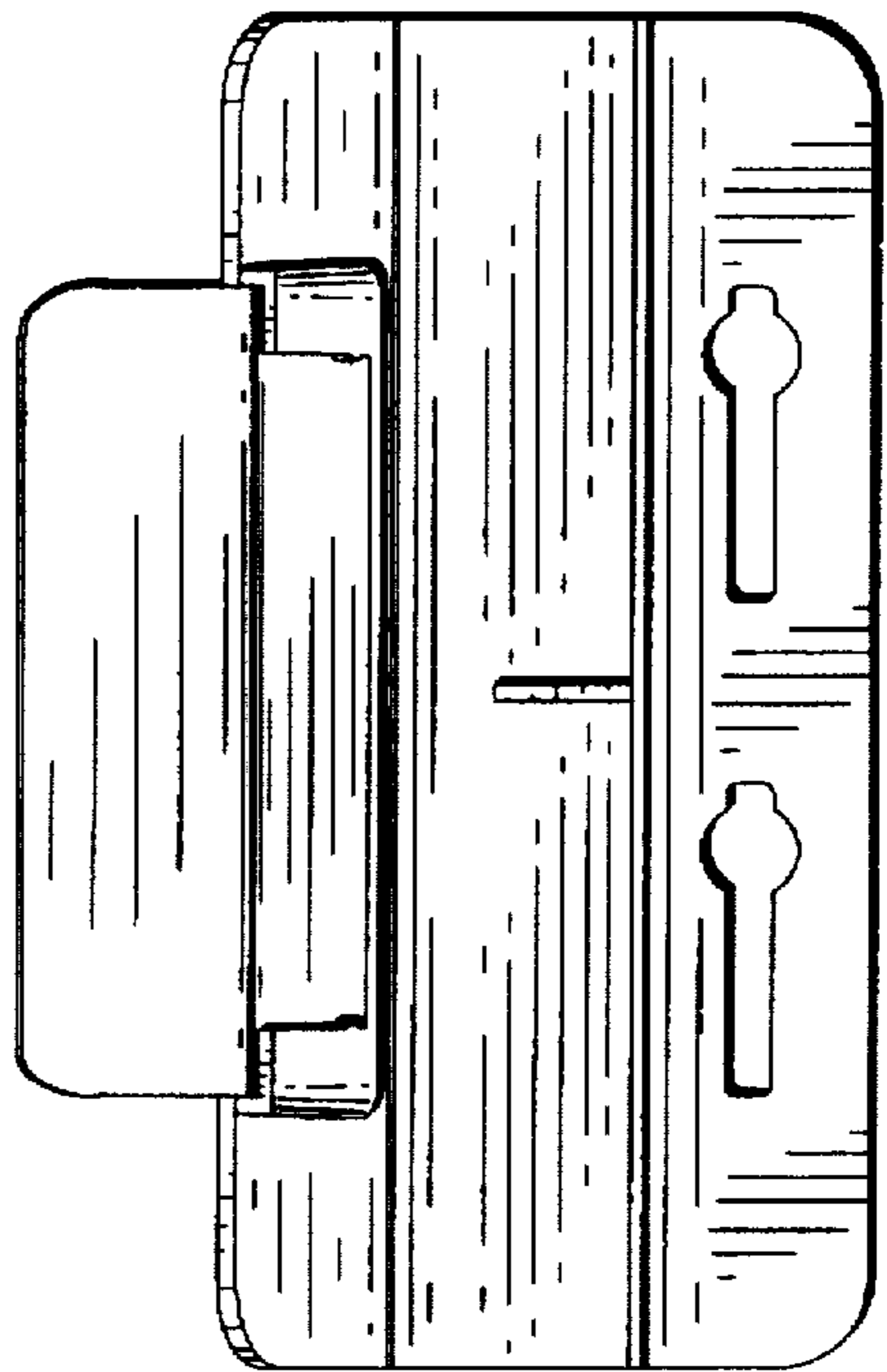


Fig. 3.

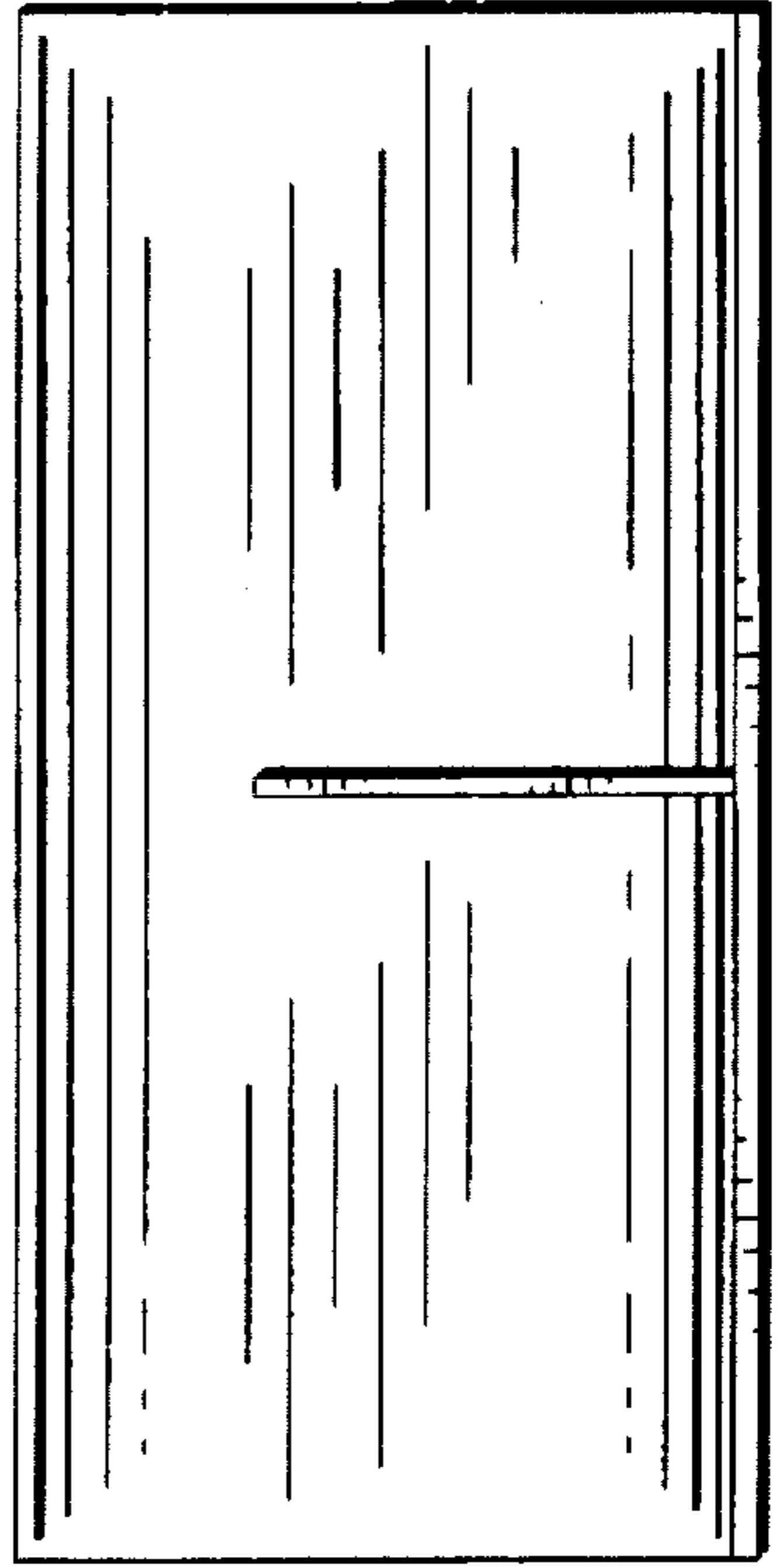


Fig. 5.