

US00D389182S

**United States Patent** [19]  
**Law**

[11] **Patent Number: Des. 389,182**

[45] **Date of Patent: \*\*Jan. 13, 1998**

[54] **RING BINDER**

[75] **Inventor: Chun Cheung Law, New Territories, Hong Kong**

[73] **Assignee: Leco Stationery Manufacturing Company Limited, Hong Kong, Hong Kong**

[\*\*] **Term: 14 Years**

[21] **Appl. No.: 56,861**

[22] **Filed: Jul. 10, 1996**

[30] **Foreign Application Priority Data**

Jan. 24, 1996 [GB] United Kingdom ..... 2053613

[51] **LOC (6) Cl. .... 19-04**

[52] **U.S. Cl. .... D19/32; D19/27**

[58] **Field of Search .... D19/26, 27, 32; D20/44; 402/38, 31, 39, 36, 41, 80 R, 80 P, 4, 5, 24, 37; 281/21.1**

[56] **References Cited**

**U.S. PATENT DOCUMENTS**

D. 343,646 1/1994 Semerjian et al. .... D19/32  
D. 347,022 5/1994 Schattner ..... D19/27

D. 356,112	3/1995	Constantine	.....	D19/22
2,013,552	9/1935	Dawson	.....	402/38
3,404,685	10/1968	Vernon	.....	402/41
3,728,036	4/1973	Cott	.....	402/31
3,954,343	5/1976	Thomsen	.....	402/41
4,813,803	3/1989	Gross	.....	402/37
5,368,407	11/1994	Law	.....	402/36
5,476,335	12/1995	Whaley	.....	402/38 X

*Primary Examiner*—Martie Thompson  
*Attorney, Agent, or Firm*—Pollock Vande Sande & Priddy

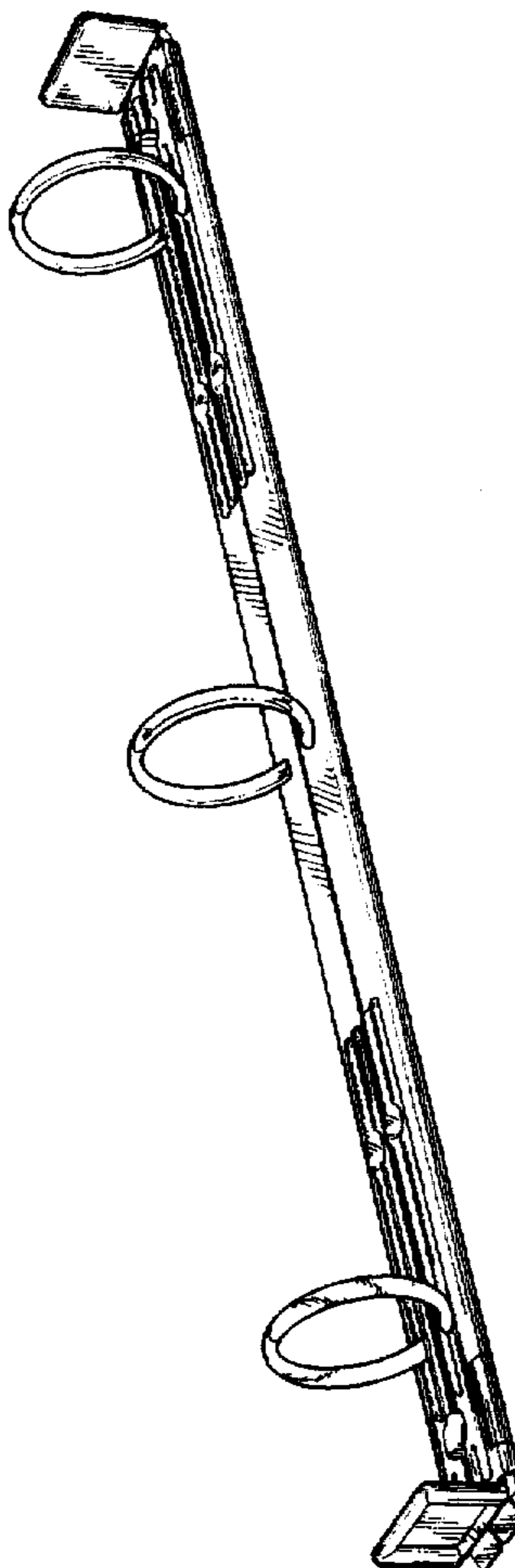
[57] **CLAIM**

The ornamental design for a ring binder, as shown and described.

**DESCRIPTION**

FIG. 1 is a perspective view of a ring binder;  
FIG. 2 is a top view of the ring binder in closed position;  
FIG. 3 is a side view of the ring binder;  
FIG. 4 is an end view;  
FIG. 5 is an end view of the end not shown in FIG. 4;  
FIG. 6 is a side view of the side not shown in FIG. 3;  
FIG. 7 is a bottom view of the ring binder;  
FIG. 8 is a perspective view of the ring binder in open position; and,  
FIG. 9 is a top view of the ring binder in open position.

**1 Claim, 4 Drawing Sheets**



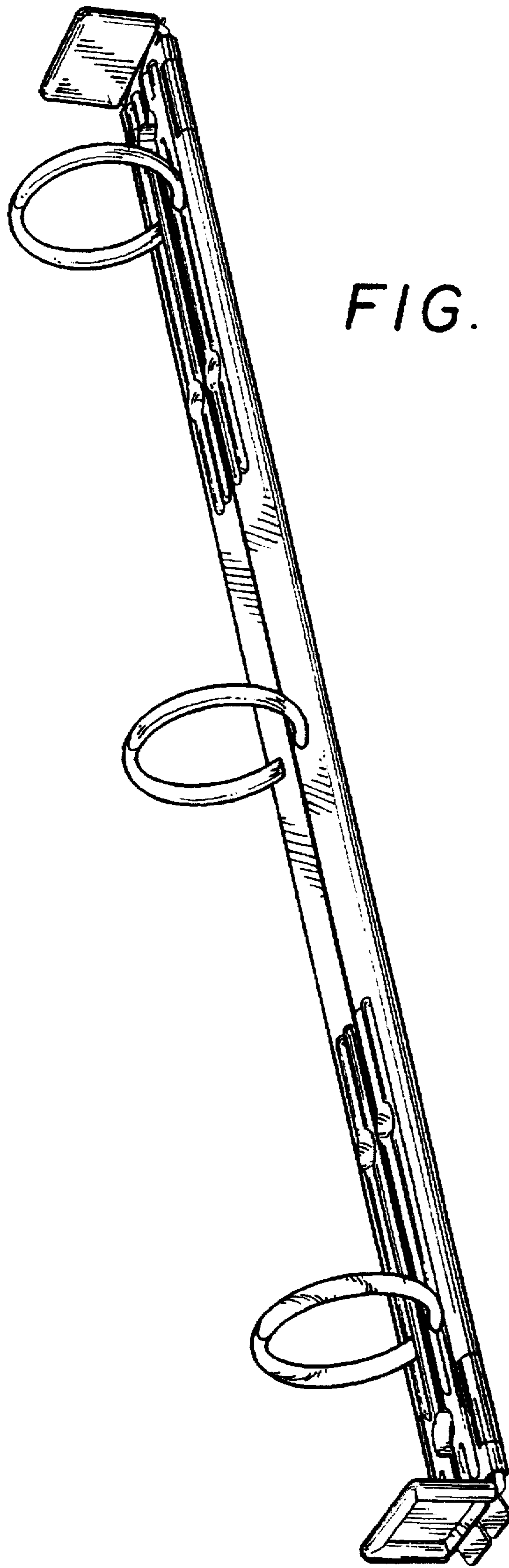


FIG. 1

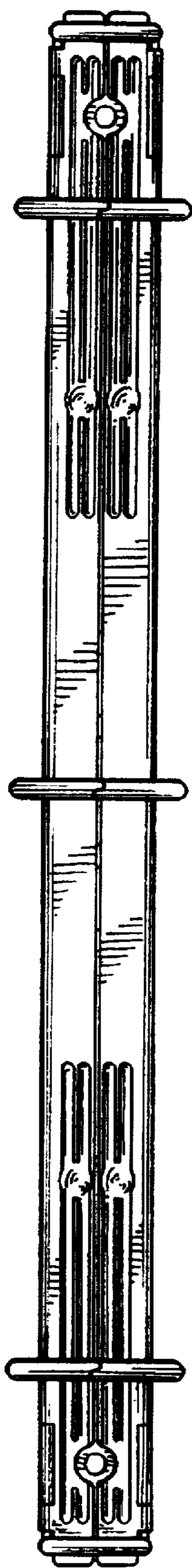


FIG. 2




FIG. 3

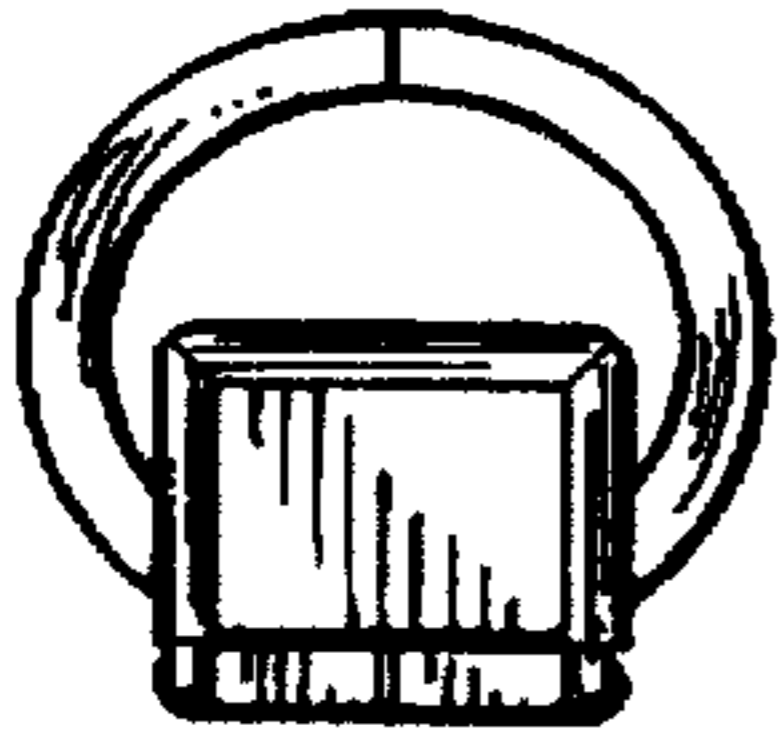


FIG. 4




FIG. 5

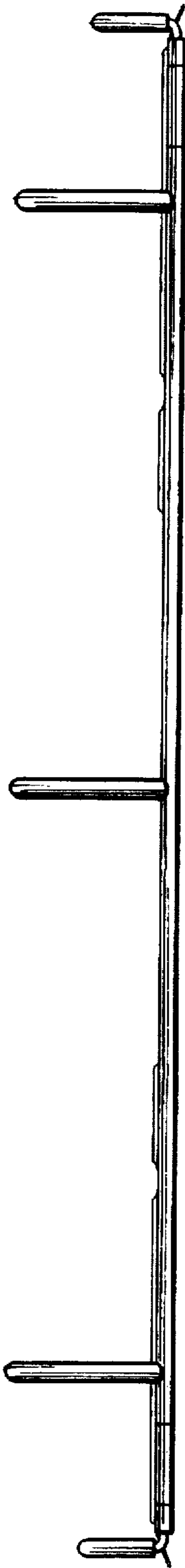


FIG. 6

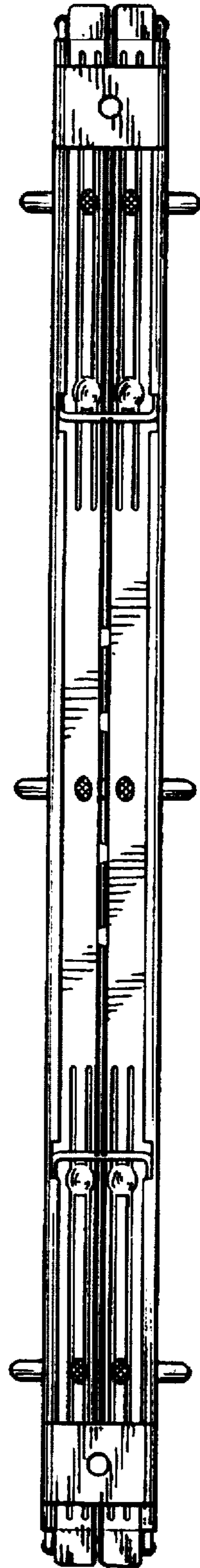


FIG. 7

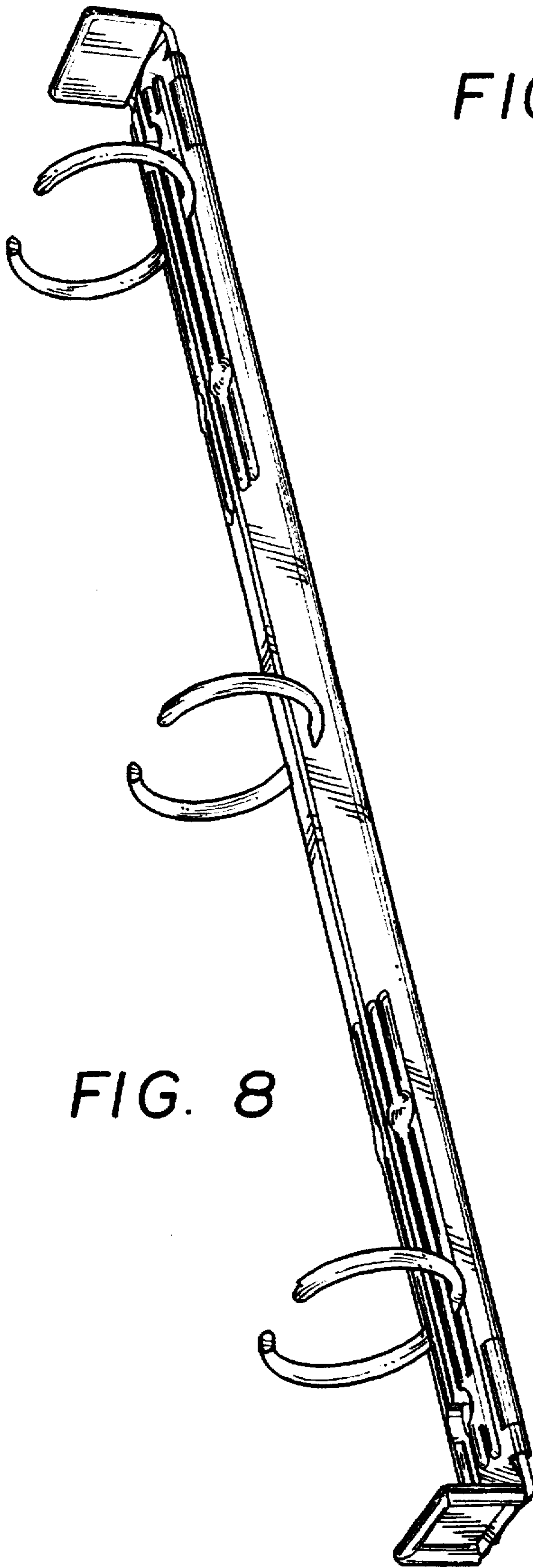


FIG. 8

FIG. 9

