



US00D389169S

United States Patent [19] Conway

[11] Patent Number: **Des. 389,169**
[45] Date of Patent: ****Jan. 13, 1998**

[54] **EYEWEAR FRONT**
[75] Inventor: **Simon M. Conway, Lima, N.Y.**
[73] Assignee: **Bausch & Lomb Incorporated, Rochester, N.Y.**
[**] Term: **14 Years**
[21] Appl. No.: **56,867**
[22] Filed: **Jul. 10, 1996**

3,233,249	2/1966	Baratelli et al.	2/14
3,923,385	12/1975	Ahern, Jr.	351/138
4,070,104	1/1978	Rice	351/138
4,402,578	9/1983	Minart	351/140
4,464,025	8/1984	Lhospice	351/136
4,470,674	9/1984	Piampiano	351/136
4,704,015	11/1987	Grendol et al.	351/138
4,950,066	8/1990	Hartman	351/52

FOREIGN PATENT DOCUMENTS

2472764 12/1979 France G02C 5/12

OTHER PUBLICATIONS

Review of Optometry, Jun. 1988, pp. 93, Eyeglasses.

Primary Examiner—Raphael Barkai
Attorney, Agent, or Firm—Katherine McGuire; Craig E. Larson

Related U.S. Application Data
[62] Division of Ser. No. 46,649, Oct. 20, 1995, Pat. No. Des. 377,365.
[51] **LOC (6) CL** **16-06**
[52] **U.S. Cl.** **D16/330; D16/325**
[58] **Field of Search** D16/101, 300, D16/303, 311-330, 332-333; 351/41, 44, 47, 48, 51, 52, 57-60, 65, 90-102, 124, 125, 136-139, 158

[57] CLAIM

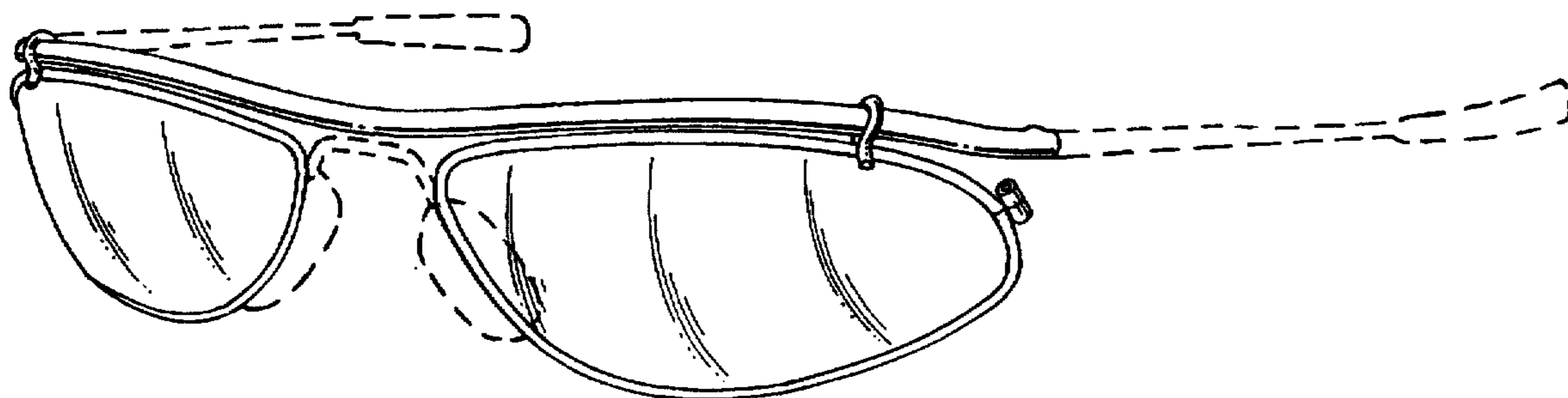
The ornamental design for an eyewear front, as shown and described.

DESCRIPTION

FIG. 1 is a front, elevational view of an eyewear showing my new design;
FIG. 2 is a side, elevational view thereof;
FIG. 3 is a rear, elevational view thereof;
FIG. 4 is a top plan view thereof;
FIG. 5 is a bottom plan view thereof; and,
FIG. 6 is a front perspective view thereof.
The dashed lines appearing in the Figures are for environmental purposes only and as such form no part of the claimed design.

[56] **References Cited**
U.S. PATENT DOCUMENTS
D. 170,745 11/1953 Carmichael D16/329
D. 176,820 1/1956 Rohrbach D16/315
D. 220,405 4/1971 Tagnon D16/315
D. 276,349 11/1984 Zeni D16/117
D. 311,396 10/1990 Wiedmann D16/126
D. 350,967 9/1994 Cereda D16/315
D. 358,160 5/1995 Conway D16/326
2,045,916 6/1936 Martin 351/51
2,669,903 2/1954 Tardy 88/47
2,974,567 3/1961 DiLorenzo 351/91

1 Claim, 4 Drawing Sheets



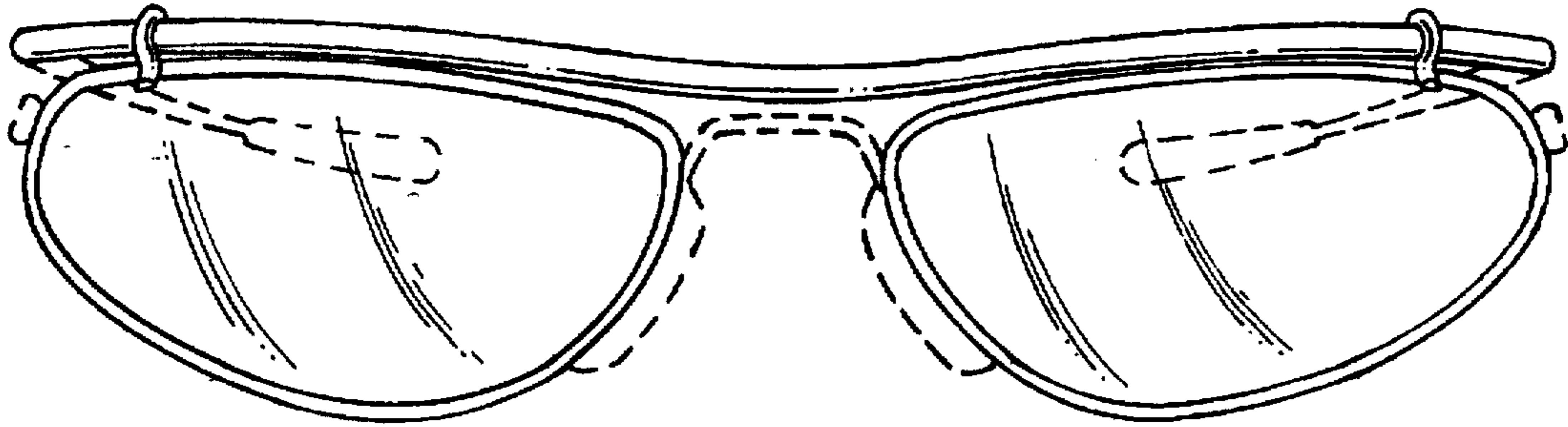


FIG. 1

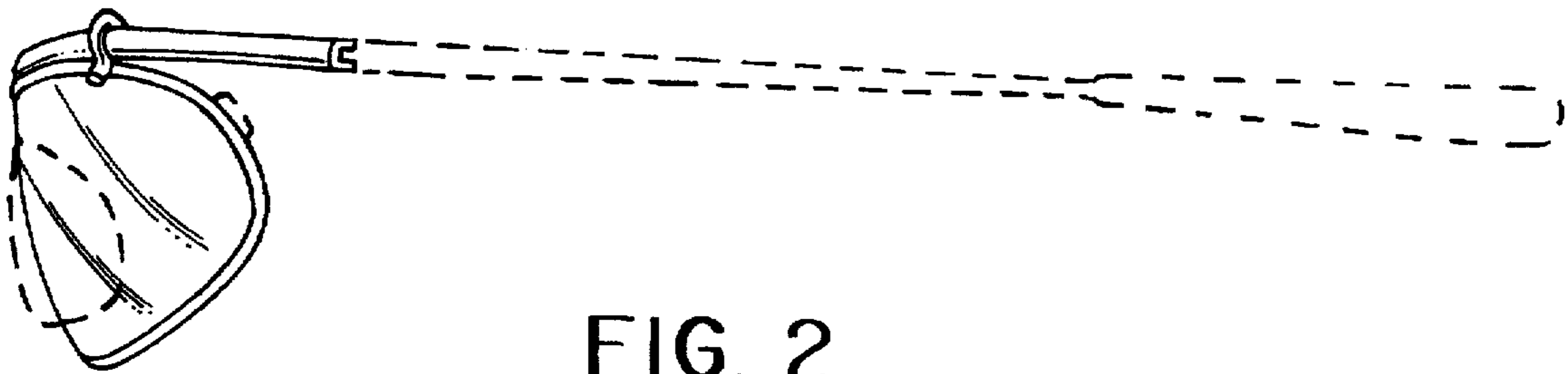


FIG. 2

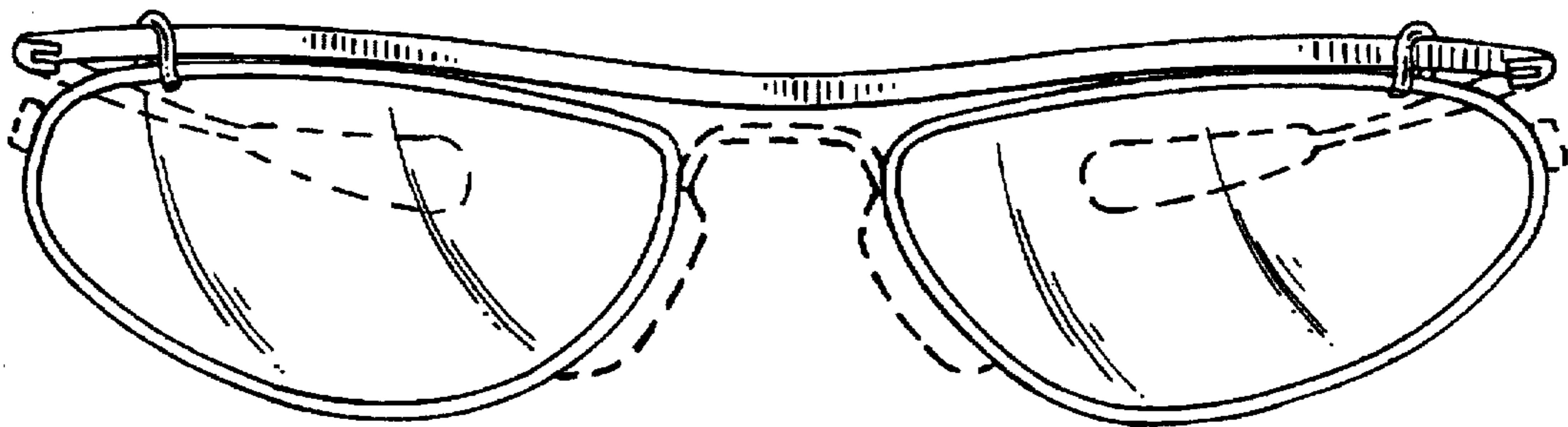


FIG. 3

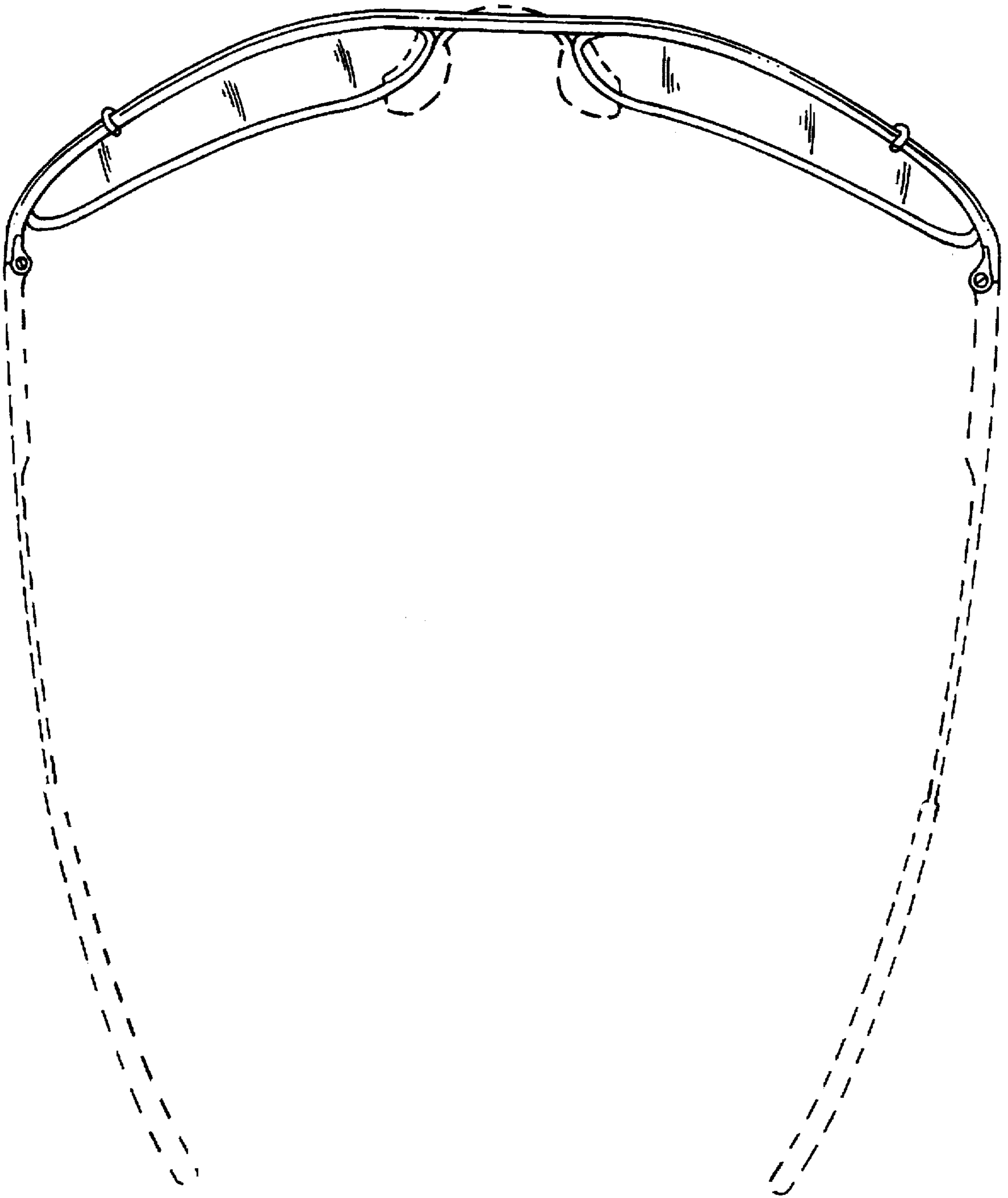


FIG. 4

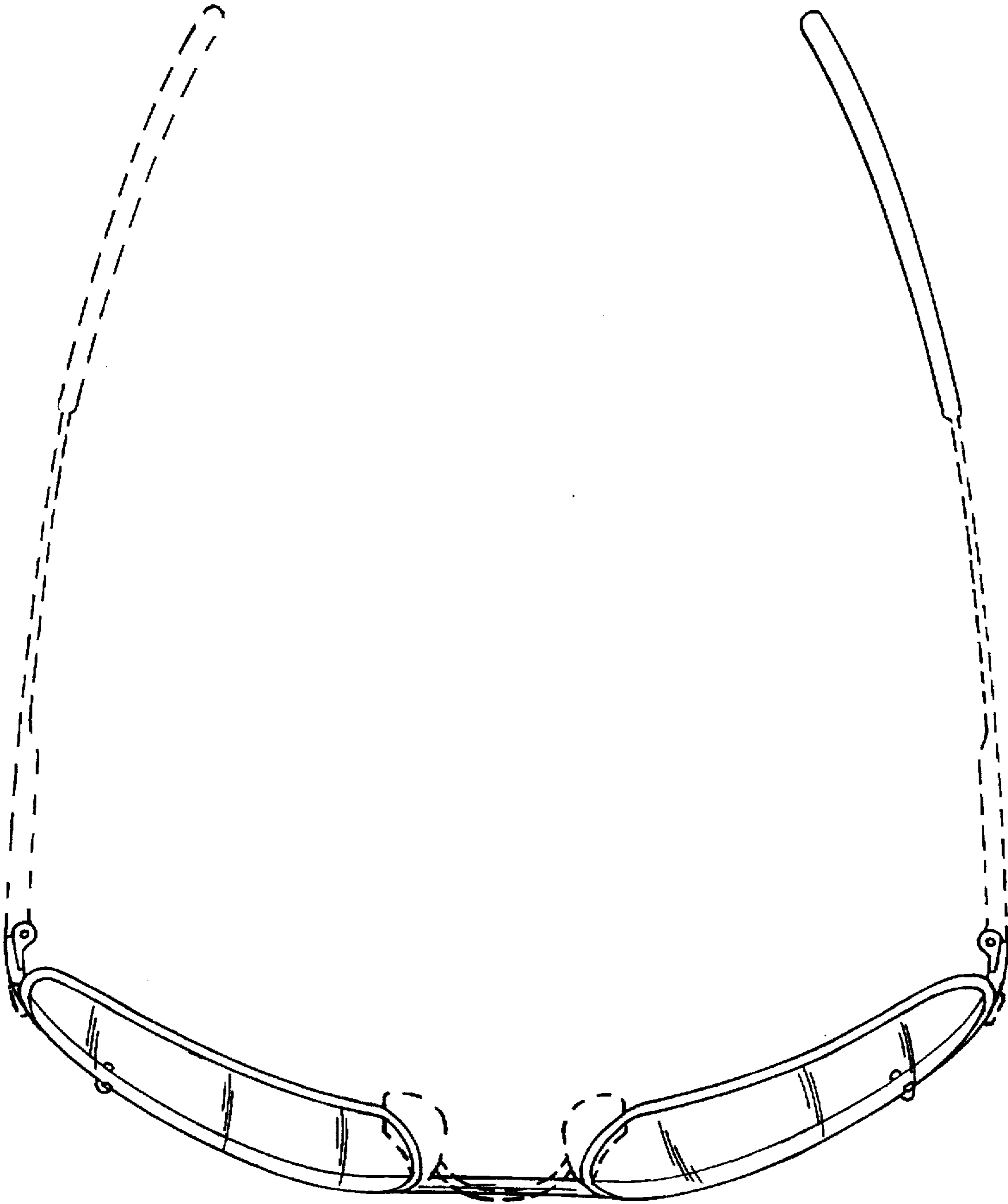


FIG. 5

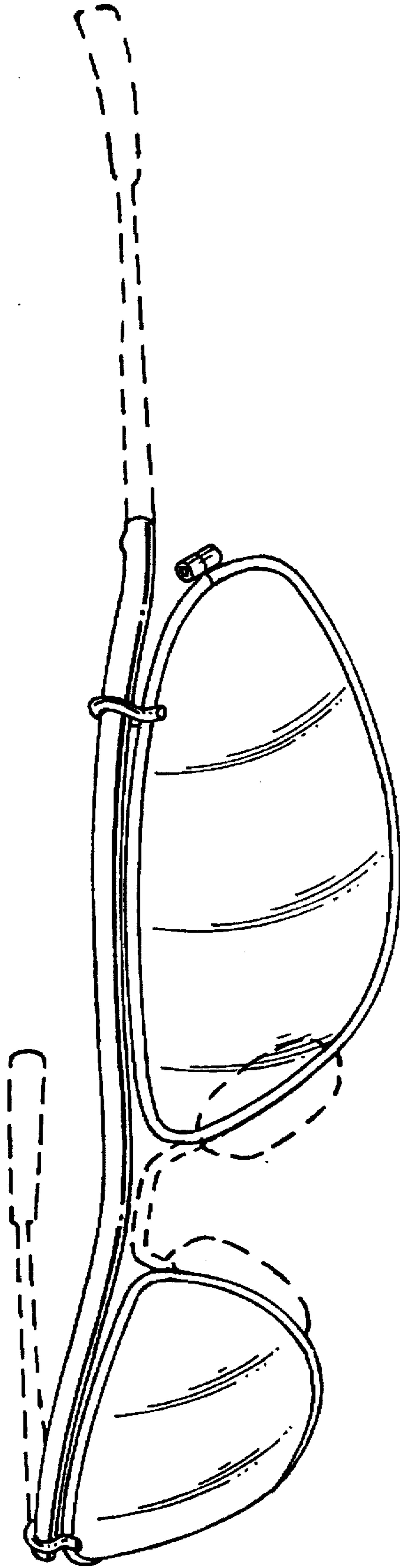


FIG. 6