



US00D389149S

# United States Patent [19]

Actor et al.

[11] Patent Number: Des. 389,149

[45] Date of Patent: \*\*Jan. 13, 1998

[54] **SELECTIVE CALL DEVICE**

[75] Inventors: **Charles Alan Actor; Anthony Morris Potts**, both of Boynton Beach, Fla.; **Anthony Thomas Pannozzo**, Brighton, Mass.

[73] Assignee: **Motorola, Inc.**, Schaumburg, Ill.

[\*\*] Term: **14 Years**

[21] Appl. No.: **69,462**

[22] Filed: **Apr. 2, 1997**

[51] LOC (6) Cl. .... **14-03**

[52] U.S. Cl. .... **D14/191**

[58] Field of Search ..... D14/124, 188, D14/191, 192, 299; 340/311.1; 455/38.1-38.4, 90, 92, 100, 128, 344

[56] **References Cited**

**U.S. PATENT DOCUMENTS**

D. 338,465 8/1993 Hayasaka et al. .... D14/191

D. 353,593 12/1994 Hayasaka et al. .... D14/191  
D. 359,047 6/1995 Brandsma ..... D14/191  
D. 373,125 8/1996 Khoo ..... D14/191  
D. 375,043 10/1996 Biasotti et al. .... D14/191  
D. 375,099 10/1996 Khoo ..... D14/191

*Primary Examiner*—Ted Shooman  
*Assistant Examiner*—Nanda Bondade  
*Attorney, Agent, or Firm*—Keith A. Chanroo


[57] **CLAIM**


The ornamental design for a selective call device, as shown and described.

**DESCRIPTION**


FIG. 1 is a front elevation view of a "selective call device" showing our new design;  
FIG. 2 is a top plan view thereof;  
FIG. 3 is a rear elevation view thereof;  
FIG. 4 is a left side view thereof;  
FIG. 5 is a right side view thereof;  
FIG. 6 is a bottom plan view thereof; and,  
FIG. 7 is a front, right and bottom perspective view thereof.

**1 Claim, 3 Drawing Sheets**

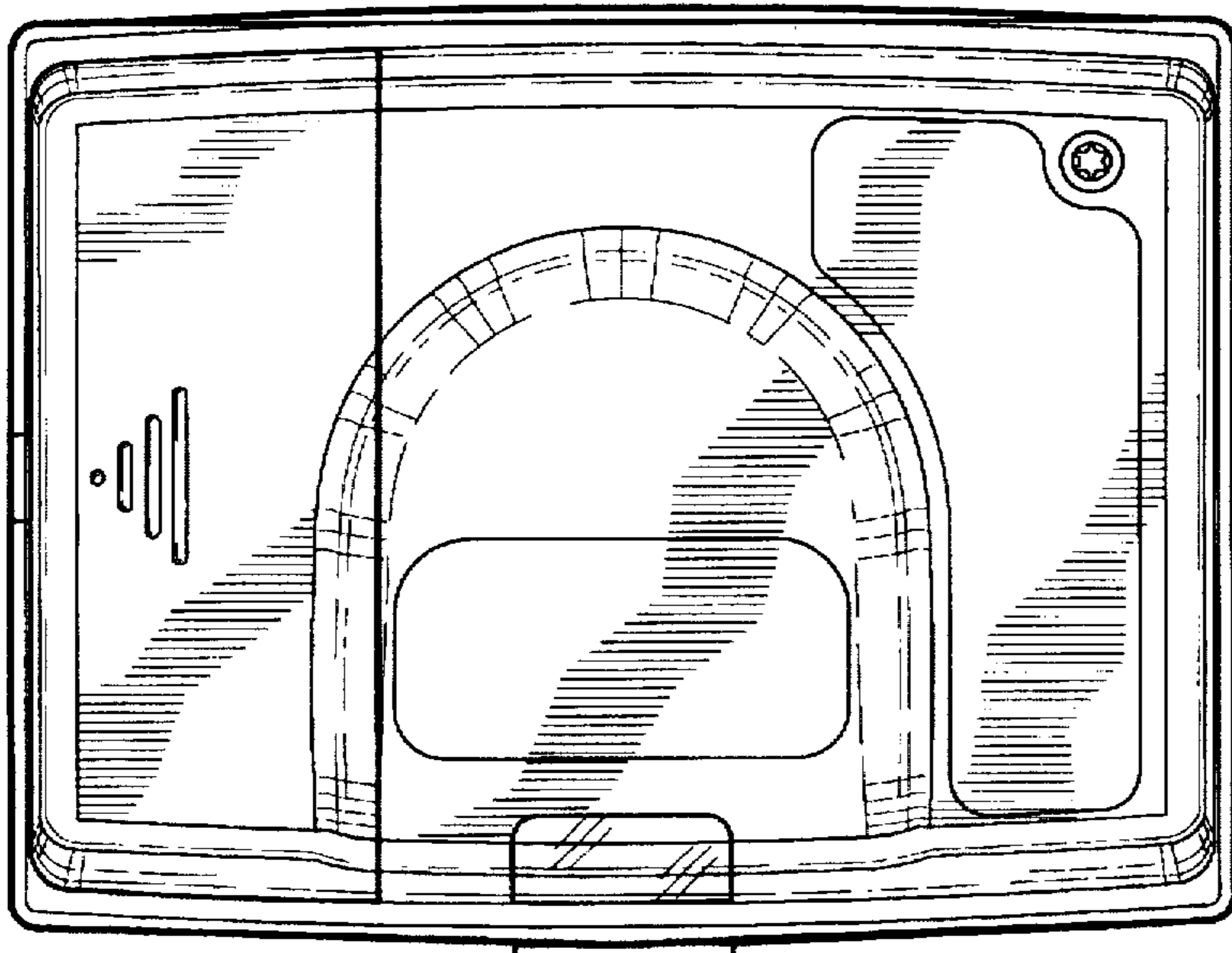




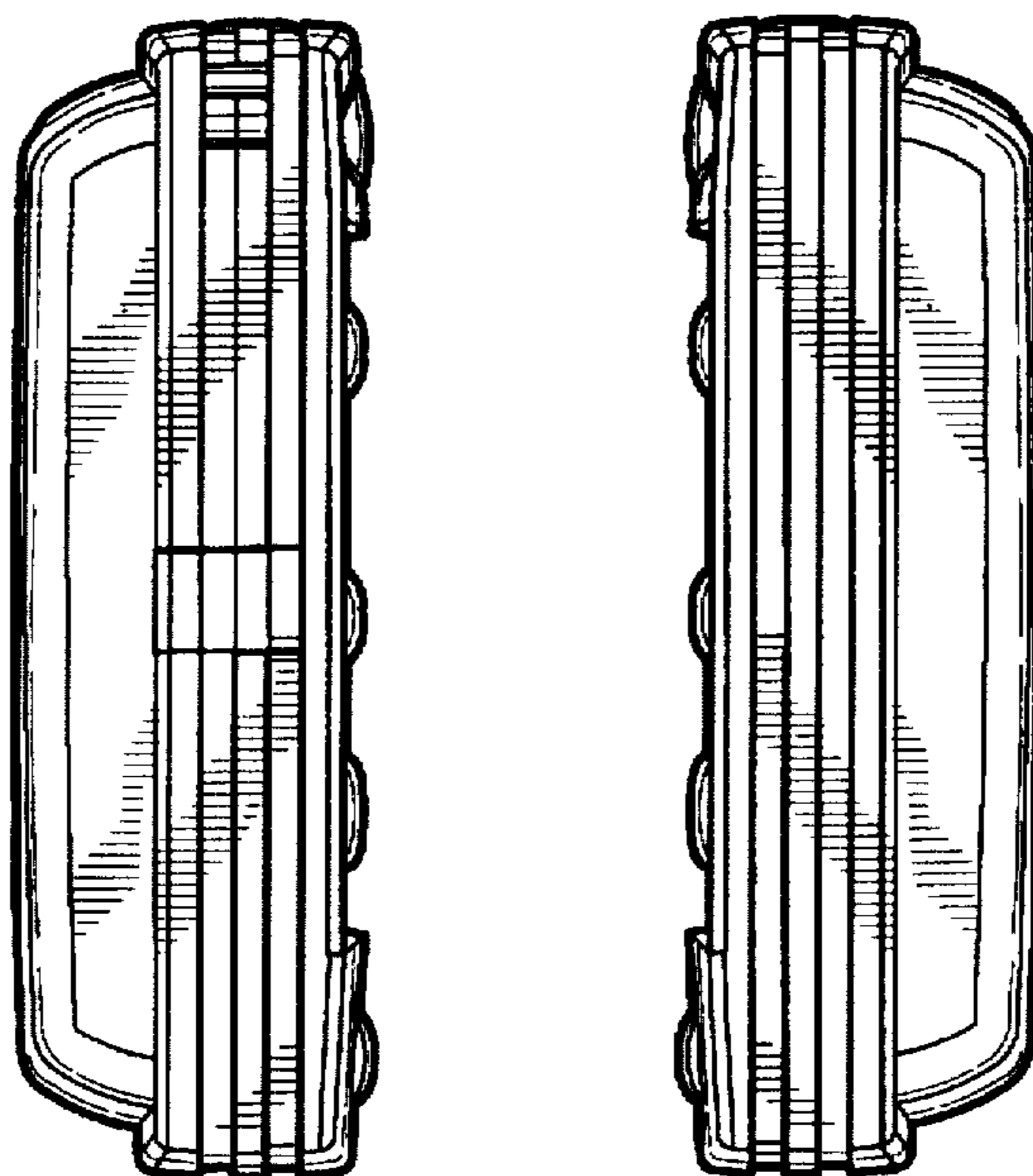
*FIG. 1*



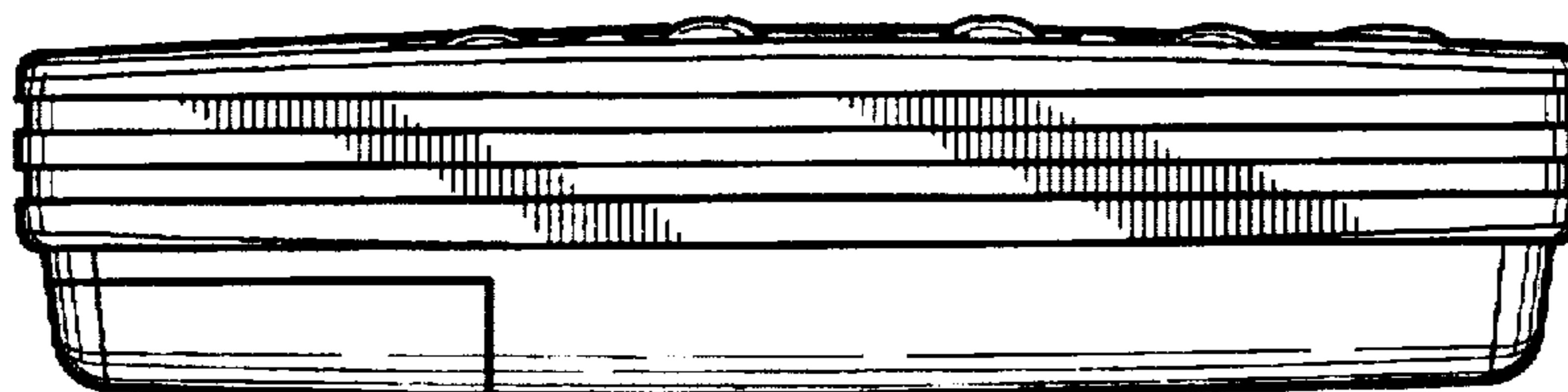
*FIG. 2*



*FIG. 3*




*FIG. 4*      *FIG. 5*



*FIG. 6*





*FIG. 7*