



US00D389137S

# United States Patent [19]

Tsai

[11] Patent Number: **Des. 389,137**

[45] Date of Patent: **\*\*Jan. 13, 1998**

[54] **KEYBOARD**

[76] Inventor: **Huo-Lu Tsai**, No. 126-1, Shui-Nan Rd., Taichung, Taiwan

[\*\*] Term: **14 Years**

[21] Appl. No.: **62,909**

[22] Filed: **Dec. 3, 1996**

[51] LOC (6) Cl. .... **14-02**

[52] U.S. Cl. .... **D14/115**

[58] Field of Search ..... D14/100, 101, D14/106, 115; D18/1, 2, 7; 178/17 A, 17 C; 200/5 A, 5 R, 6 A, 6 R; 235/145 A, 145 R; 345/168, 167, 160; 341/22, 23; 364/708.1; 400/472, 479, 484-486, 488, 489

[56] **References Cited**

**U.S. PATENT DOCUMENTS**

D. 362,432 9/1995 Paull et al. .... D14/115

D. 368,902 4/1996 Sheu et al. .... D14/115  
D. 375,088 10/1996 Tsai ..... D14/115

*Primary Examiner*—Freda Nunn  
*Attorney, Agent, or Firm*—Oblon, Spivak, McClelland, Maier & Neustadt, P.C.


[57] **CLAIM**

The ornamental design for a keyboard, as shown and described.

**DESCRIPTION**

FIG. 1 is a perspective view of keyboard showing my new design;  
FIG. 2 is a top plan view thereof on an enlarged scale;  
FIG. 3 is a bottom plan view thereof;  
FIG. 4 is a left side elevational view thereof;  
FIG. 5 is a right side elevational view thereof;  
FIG. 6 is a rear elevational view thereof; and,  
FIG. 7 is a front elevational view thereof.

**1 Claim, 5 Drawing Sheets**






FIG.1




FIG.2

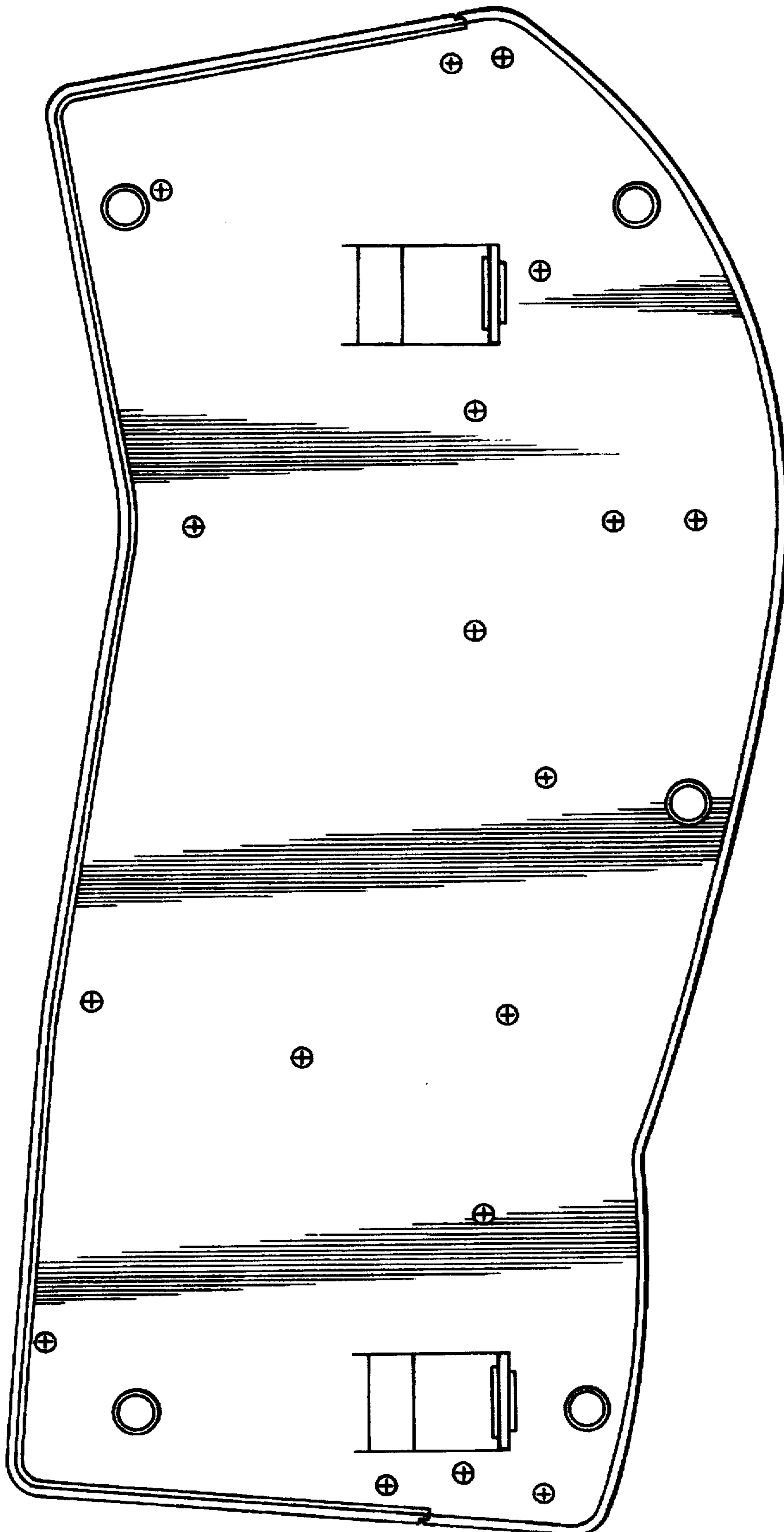


FIG.3






FIG. 5

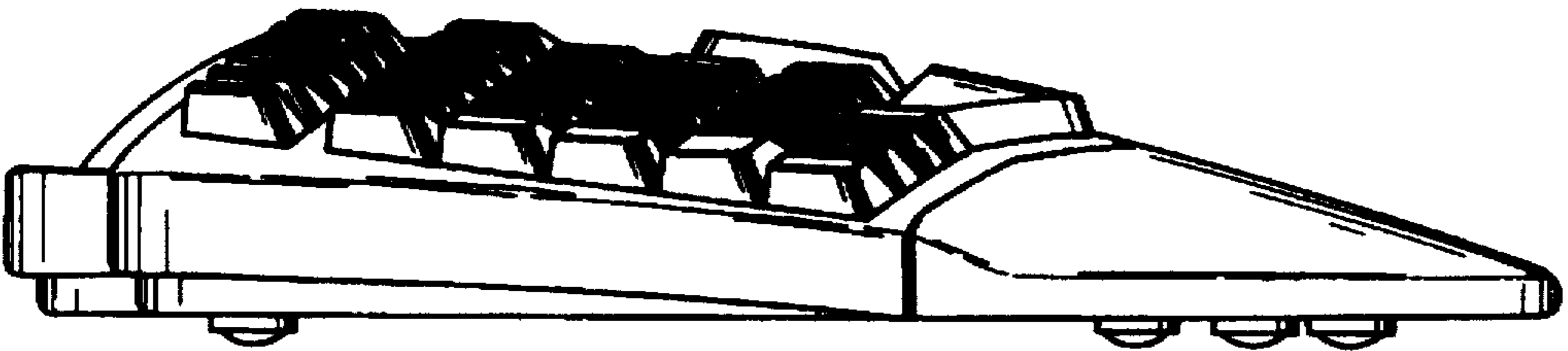


FIG. 4

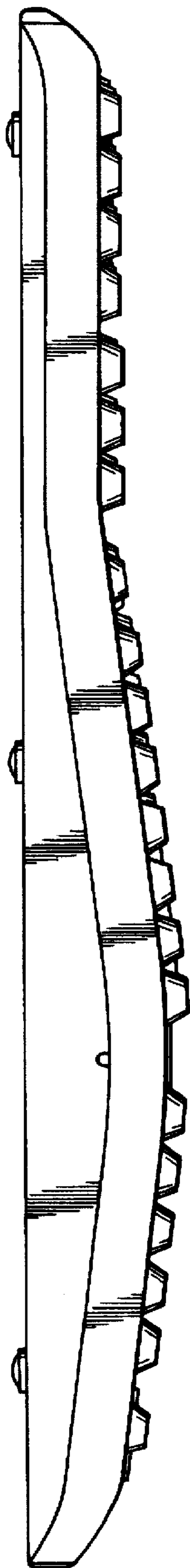


FIG. 6

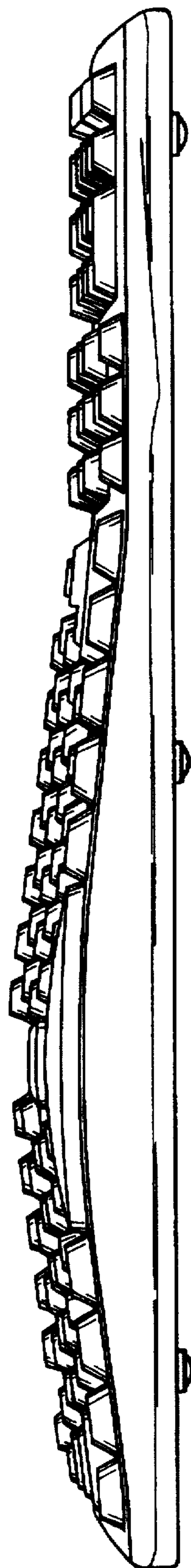


FIG. 7