



US00D389120S

# United States Patent [19] Rodriguez

[11] Patent Number: **Des. 389,120**  
[45] Date of Patent: **\*\*Jan. 13, 1998**

[54] **HIGH DENSITY DC-DC CONVERTER**

[75] Inventor: **Edward T. Rodriguez**, Winchester, Mass.

[73] Assignee: **Power Micro, Inc.**, Chelmsford, Mass.

[\*\*] Term: **14 Years**

[21] Appl. No.: **61,339**

[22] Filed: **Oct. 22, 1996**

[51] LOC (6) Cl. .... **13-02**

[52] U.S. Cl. .... **D13/110**

[58] Field of Search ..... **D13/110, 162; 336/96; 361/679, 707, 721, 728; 363/144, 146, 147**

[56] **References Cited**

**U.S. PATENT DOCUMENTS**

D. 356,291	3/1995	Kawamura	.....	D13/110
D. 356,994	4/1995	Tamaki	.....	D13/110
D. 361,310	8/1995	Kawamura	.....	D13/110
D. 362,839	10/1995	Tamaki	.....	D13/110
D. 365,081	12/1995	Rodriguez	.....	D13/110
D. 369,778	5/1996	Tamaki	.....	D13/110
D. 371,110	6/1996	Harris et al.	.....	D13/110

4,156,222	5/1979	Rossmann et al.	.....	D13/110
5,075,821	12/1991	McDonnal	.....	361/721
5,355,300	10/1994	Zinn	.....	363/146

*Primary Examiner*—James Gandy  
*Assistant Examiner*—Cathron B. Matta  
*Attorney, Agent, or Firm*—Jerry Cohen; Edwin H. Paul

[57] **CLAIM**

The ornamental design for a high density dc-dc converter, as shown and described.

**DESCRIPTION**

FIGS. 1 and 2 are bottom and top vantage point isometric views showing my new design for a high density dc-dc converter;

FIG. 3 is a top plan view of the high density dc-dc converter of FIG. 1;


FIG. 4 is a side elevational view thereof, the opposite side thereof being a mirror image;

FIG. 5 is a bottom plan view thereof;

FIG. 6 is an end elevational view of the high density dc-dc converter; and,

FIG. 7 is an end elevational view thereof of the opposite side of the high density dc-dc converter of FIG. 6.

**1 Claim, 2 Drawing Sheets**






FIG. 1

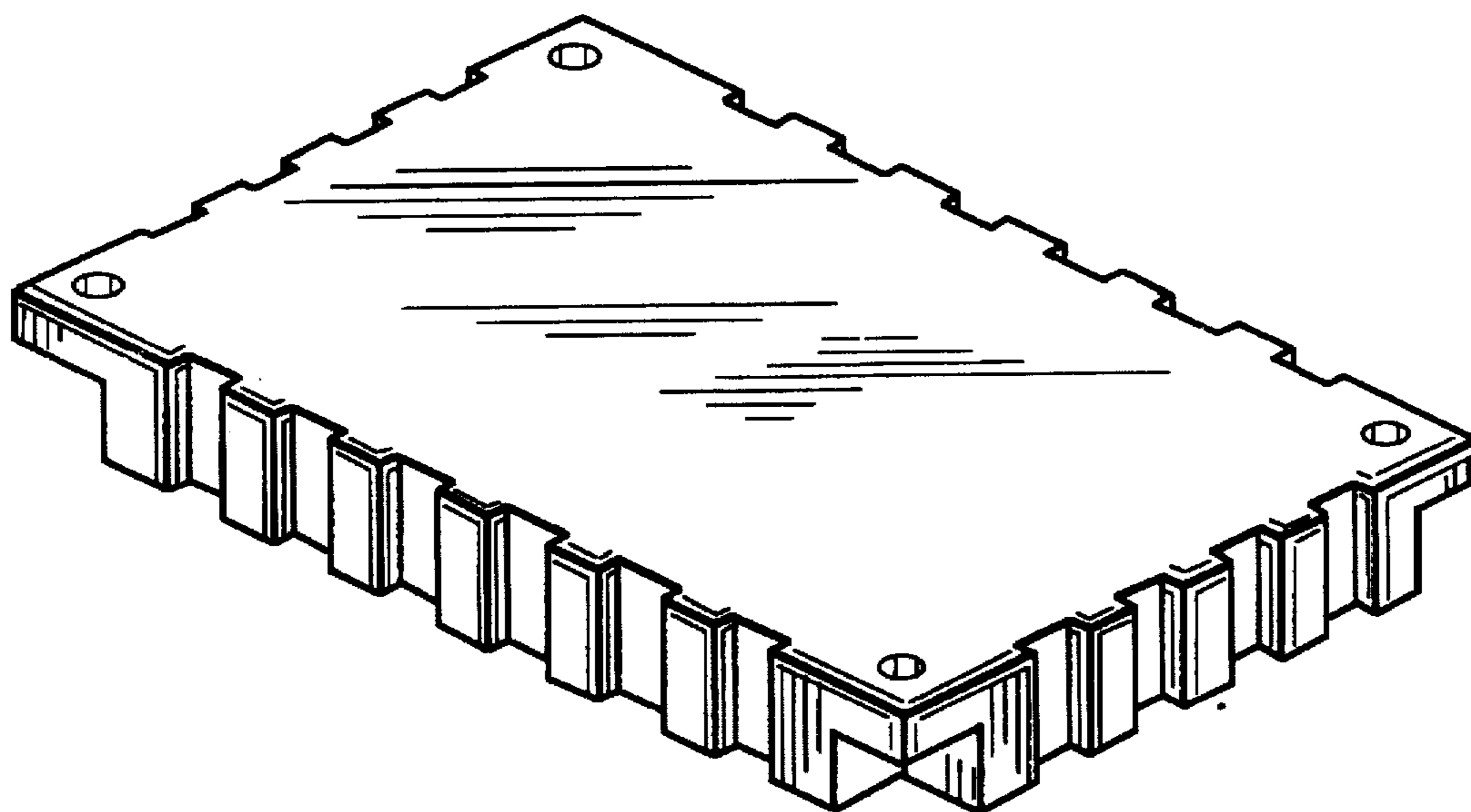


FIG. 2

FIG. 3

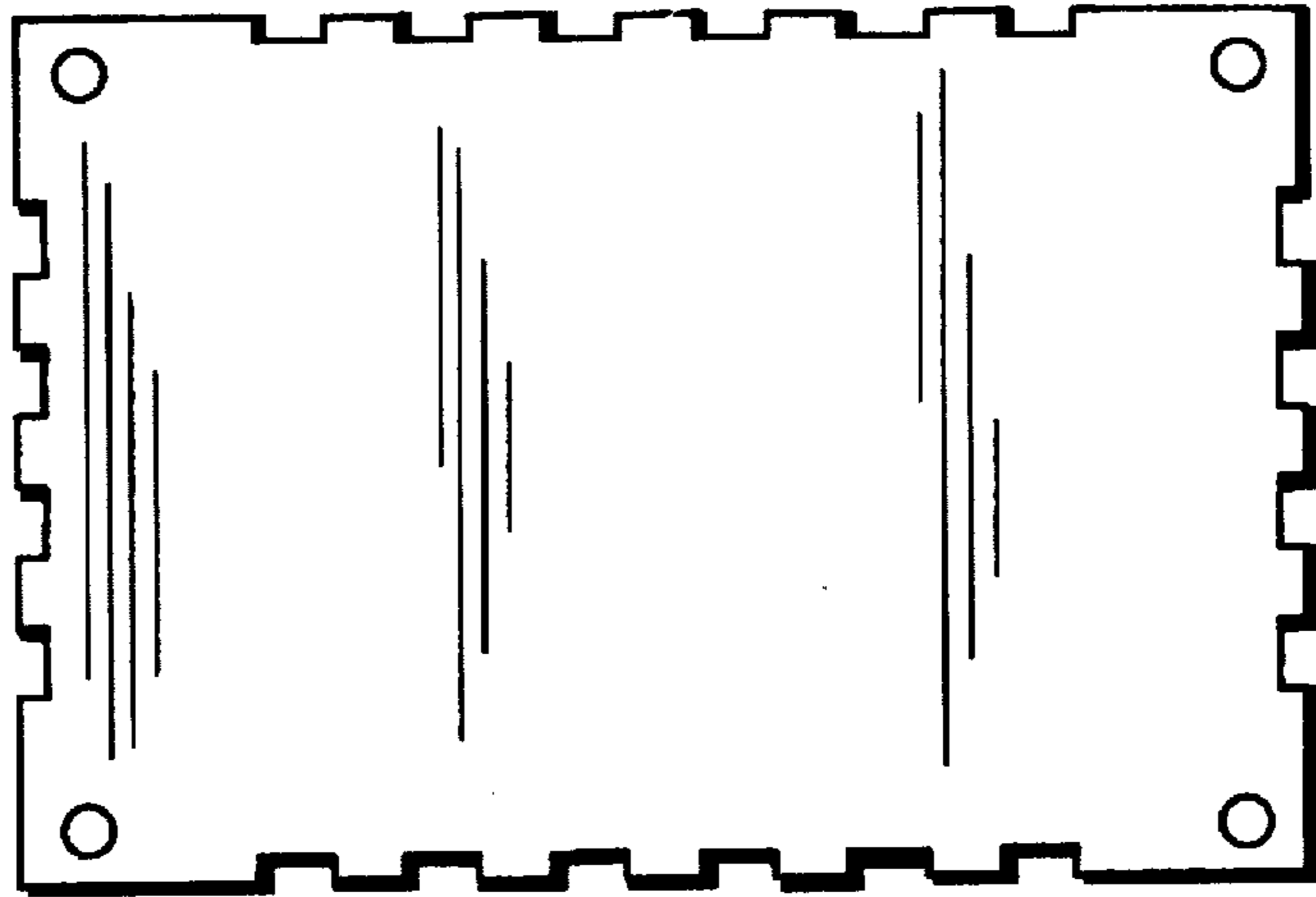


FIG. 4

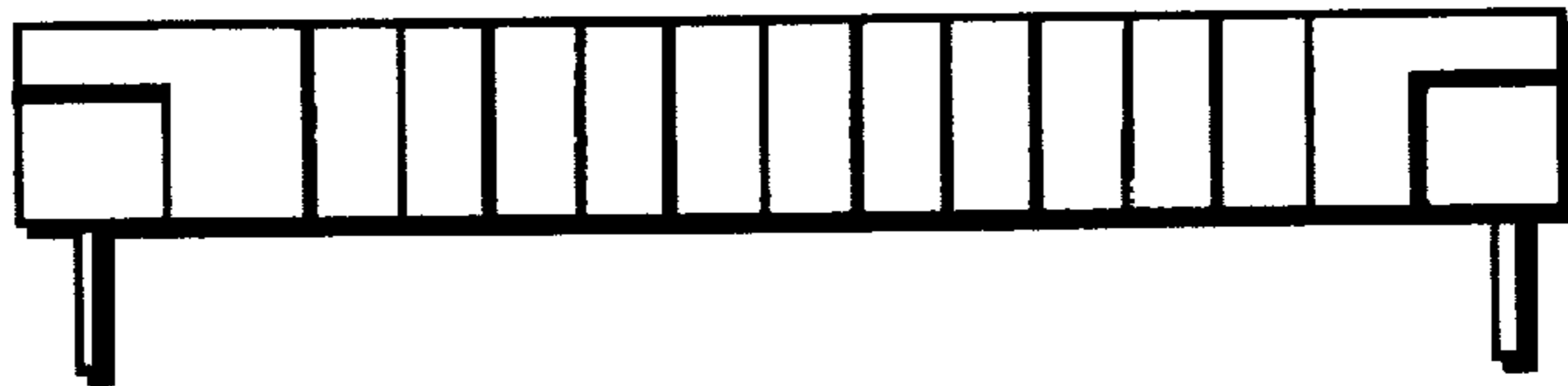


FIG. 5

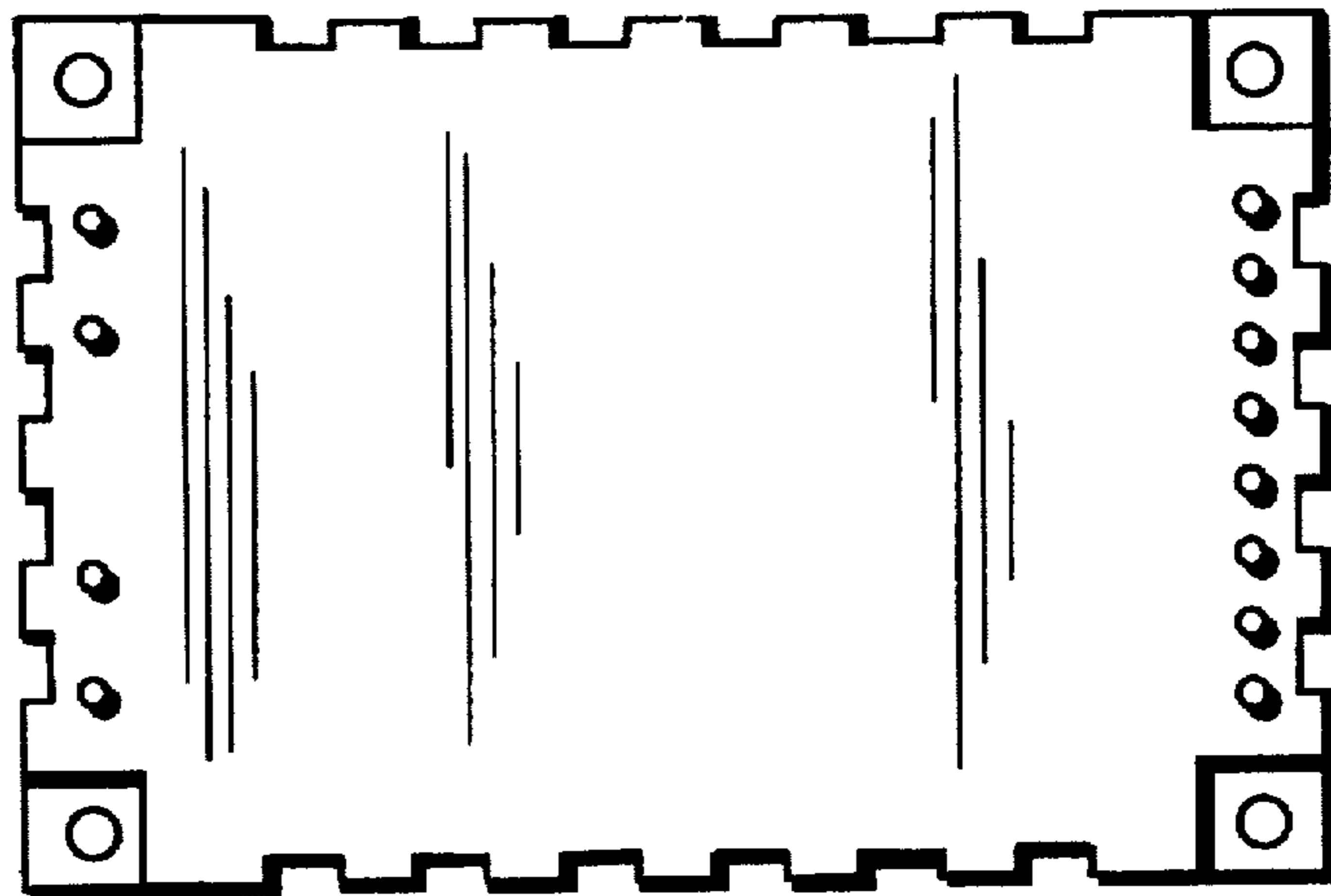


FIG. 6

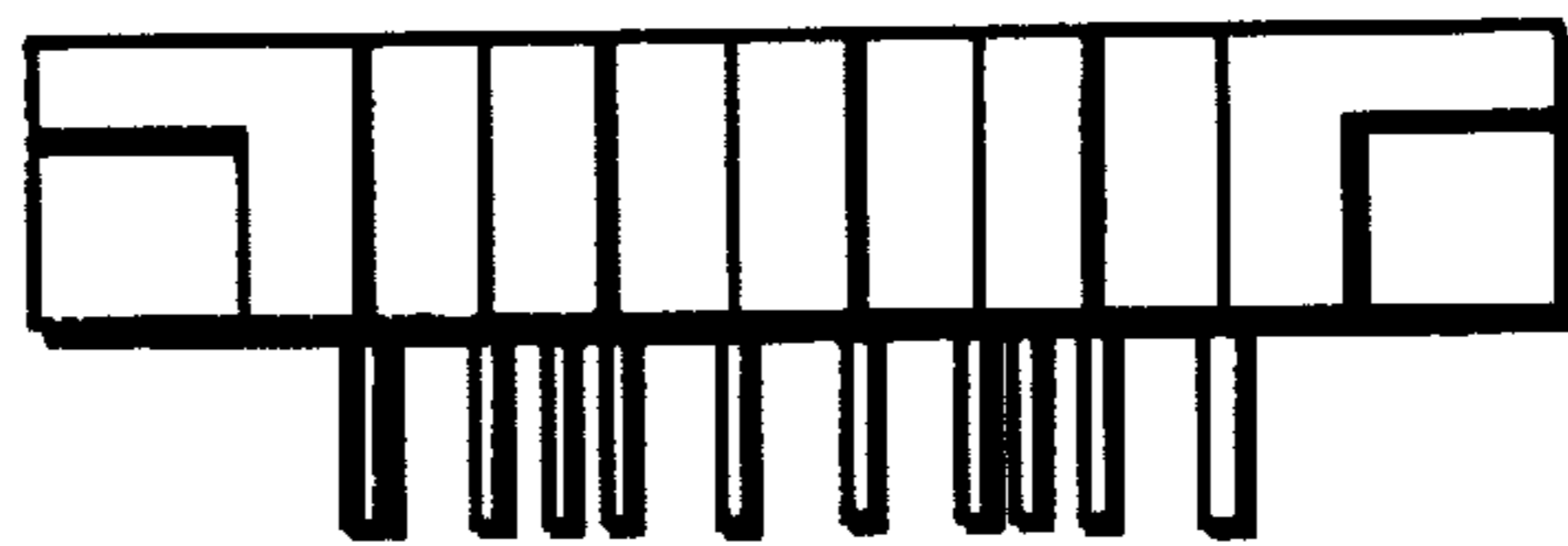


FIG. 7

