



US00D389116S

# United States Patent [19]

Nuovo et al.

[11] Patent Number: **Des. 389,116**

[45] Date of Patent: **\*\*\*Jan. 13, 1998**

[54] **BATTERY**

[75] Inventors: **Frank Nuovo**, Los Angeles; **Gregor Magnusson**, Thousand Oaks, both of Calif.

[73] Assignee: **Nokia Mobile Phones Ltd.**, Salo, Finland

[\*] Notice: The portion of the term of this patent subsequent to Jan. 6, 2012, has been disclaimed.

[\*\*] Term: **14 Years**

[21] Appl. No.: **45,085**

[22] Filed: **Oct. 10, 1995**

[51] LOC (6) Cl. .... **13-02**

[52] U.S. Cl. .... **D13/103**

[58] Field of Search ..... D13/101, 102, D13/103, 104, 107, 108; 429/96-100, 163, 175, 176, 181, 187

[56] **References Cited**

**U.S. PATENT DOCUMENTS**

D. 277,747	2/1985	Toth .....	D13/103
D. 306,583	3/1990	Krolopp et al. ....	D13/184
D. 321,183	10/1991	Powell et al. ....	D14/138
D. 328,733	8/1992	Seymour .....	D13/103
D. 331,566	12/1992	Seymour .....	D13/103
D. 339,322	9/1993	Seki et al. ....	D13/103

D. 346,580	5/1994	Tattari .....	D13/103
D. 346,581	5/1994	Tattari .....	D13/103
D. 349,882	8/1994	Johnson .....	D13/103
D. 350,110	8/1994	Johnson .....	D13/103
D. 357,896	5/1995	Berry .....	D13/103
D. 358,127	5/1995	Berry .....	D13/103
D. 358,128	5/1995	Berry et al. ....	D13/103
D. 359,267	6/1995	Berry et al. ....	D13/103
D. 361,309	8/1995	White .....	D13/103
5,095,177	3/1992	Johnson .....	174/35
5,259,786	11/1993	Huang .....	429/100
5,314,763	5/1994	Aksoy et al. ....	429/97
5,365,410	11/1994	Lonka .....	361/816
5,415,947	5/1995	Mitsui .....	429/99

*Primary Examiner*—Alan P. Douglas  
*Assistant Examiner*—Robin V. Taylor  
*Attorney, Agent, or Firm*—Perman & Green, LLP

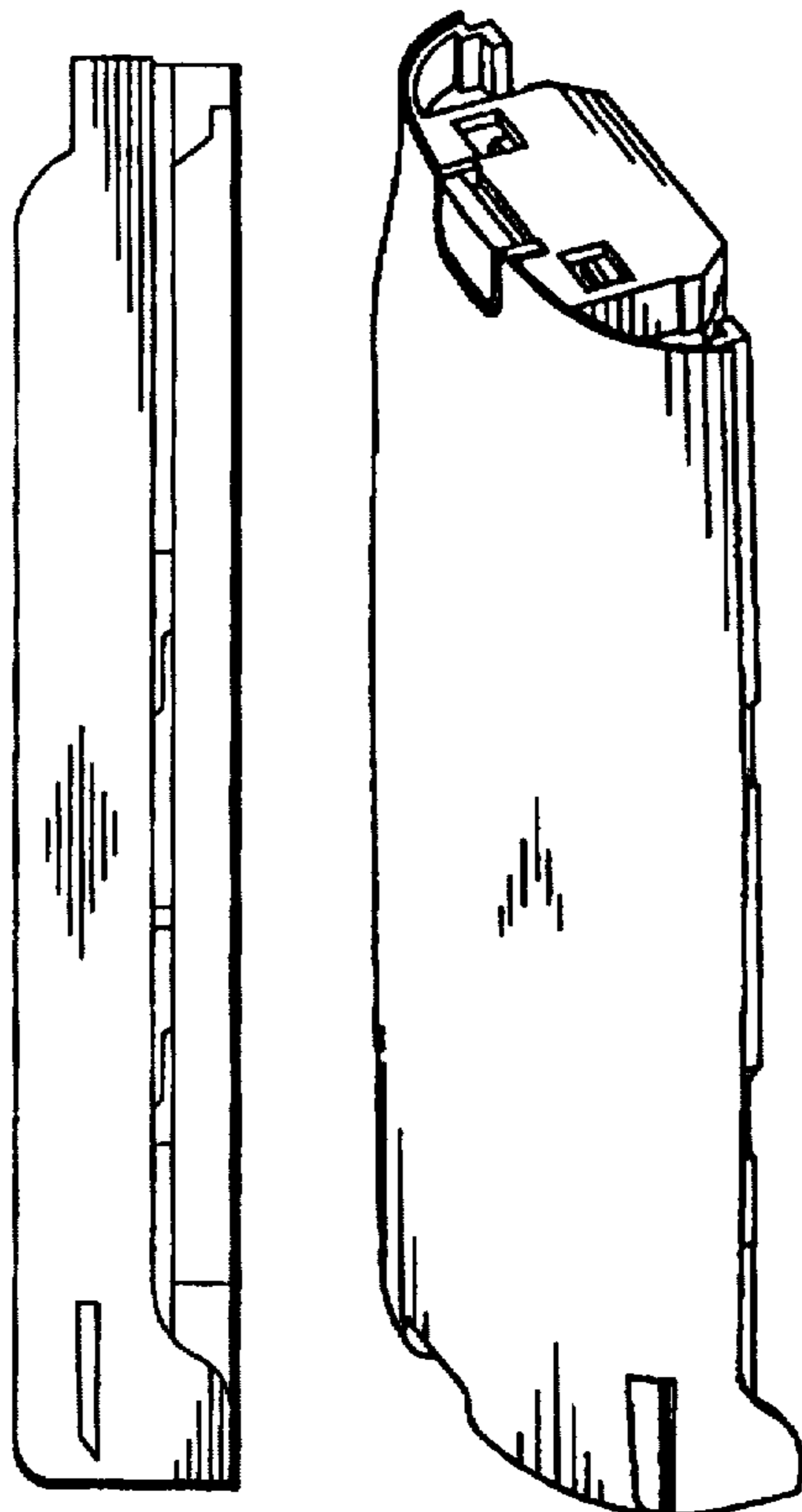
[57] **CLAIM**

The ornamental design for a battery, as shown and described.

**DESCRIPTION**

FIG. 1 is a top plan view thereof;  
FIG. 2 is a side view as seen from the right side thereof;  
FIG. 3 is a front elevational view thereof;  
FIG. 4 is a bottom plan view thereof;  
FIG. 5 is a side view as seen from the left side thereof;  
FIG. 6 is a rear elevational view thereof;  
FIG. 7 is an inverted rear perspective view thereof; and,  
FIG. 8 is an inverted front perspective view thereof.

**1 Claim, 4 Drawing Sheets**



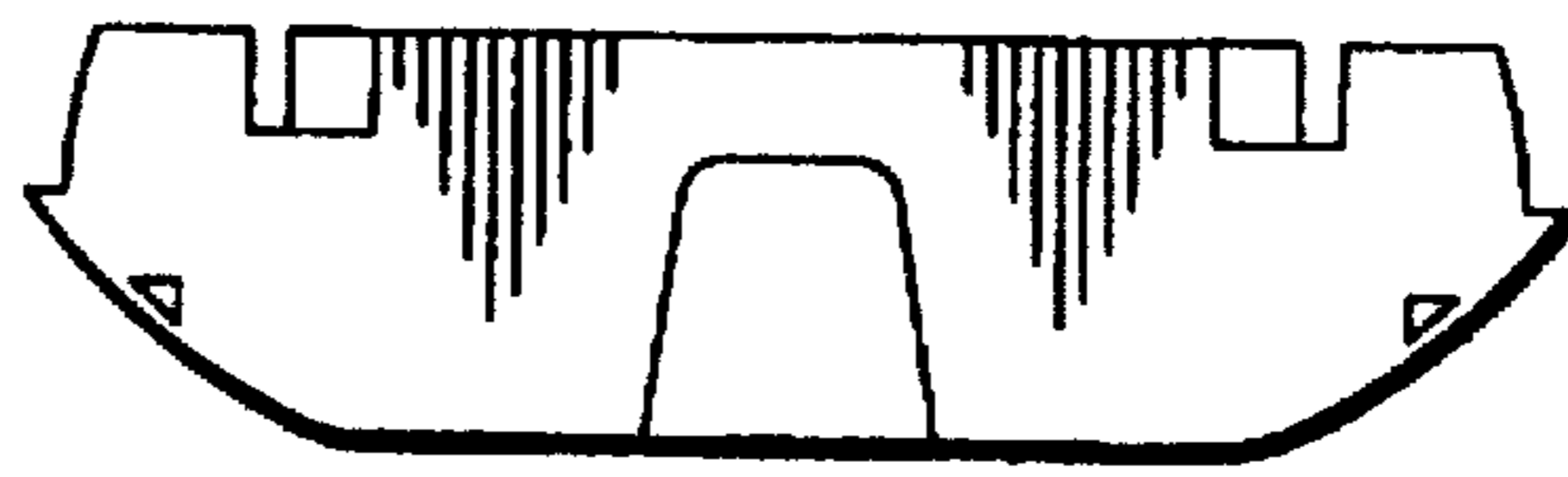


FIG. 1




FIG. 2

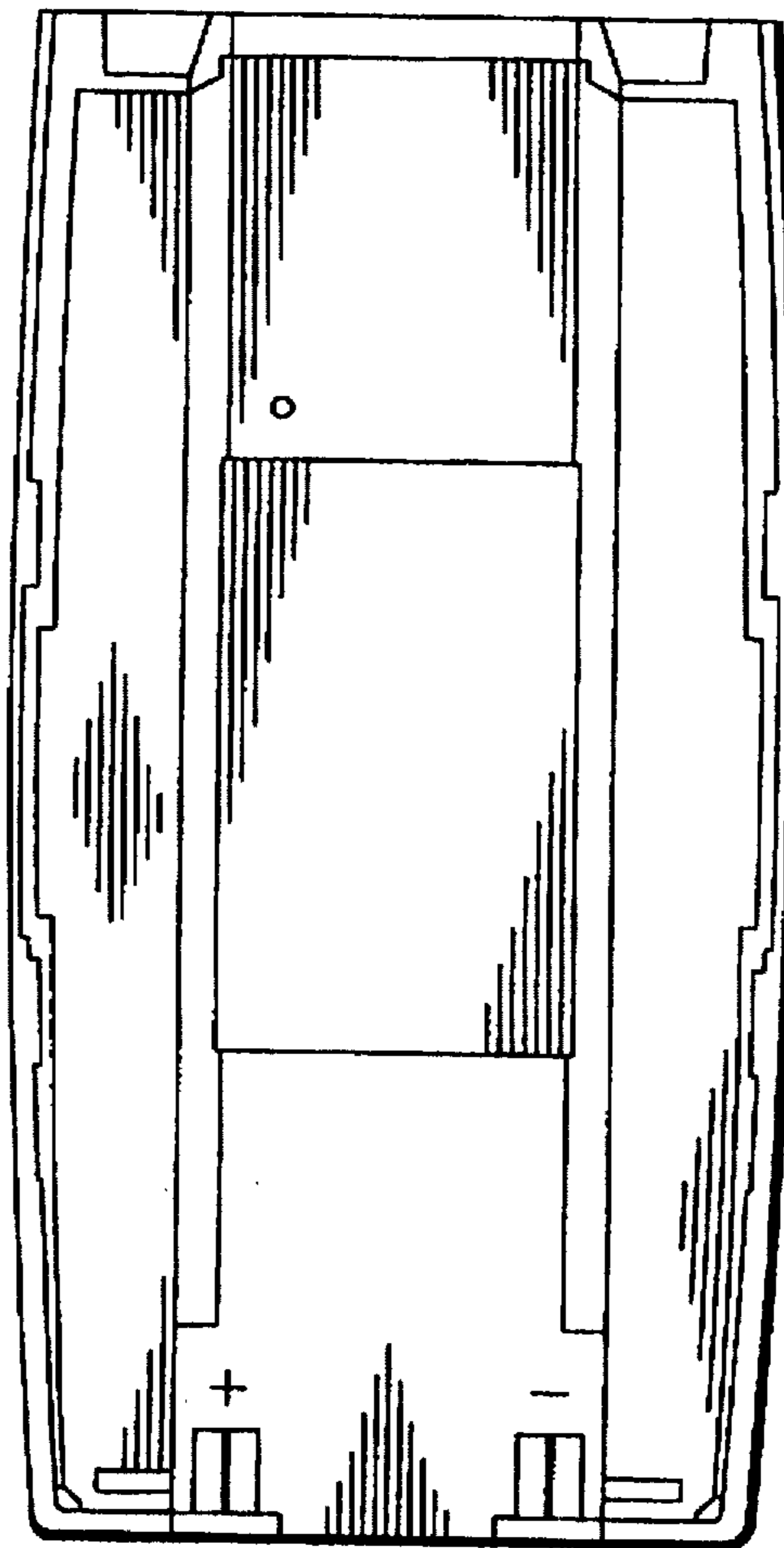


FIG. 3



FIG. 4




FIG. 5



FIG. 6

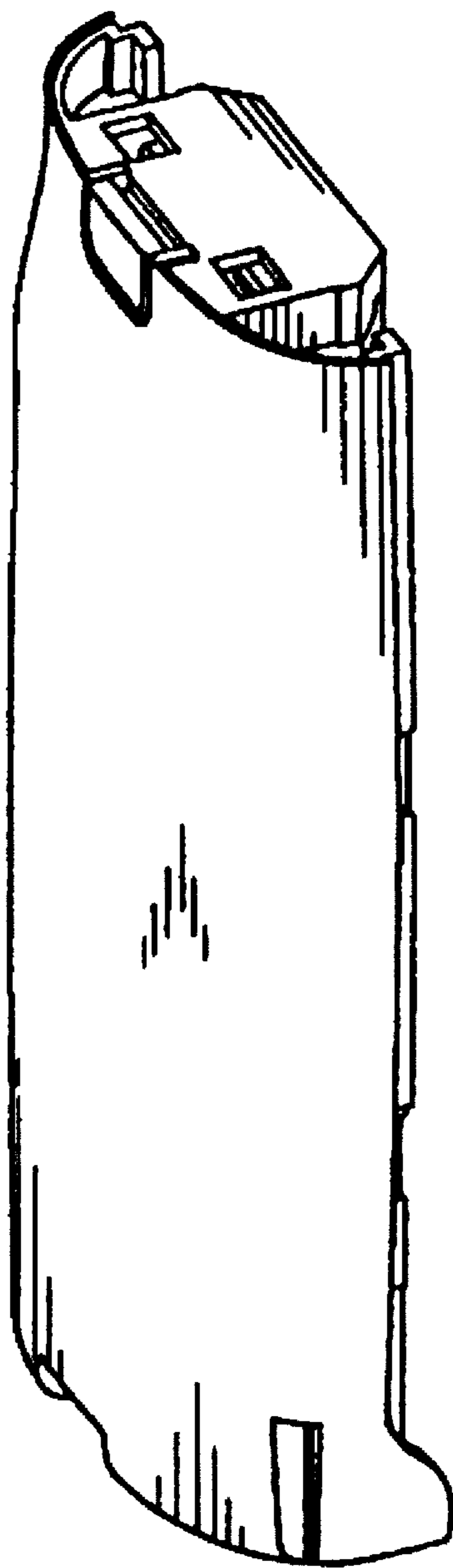


FIG. 7

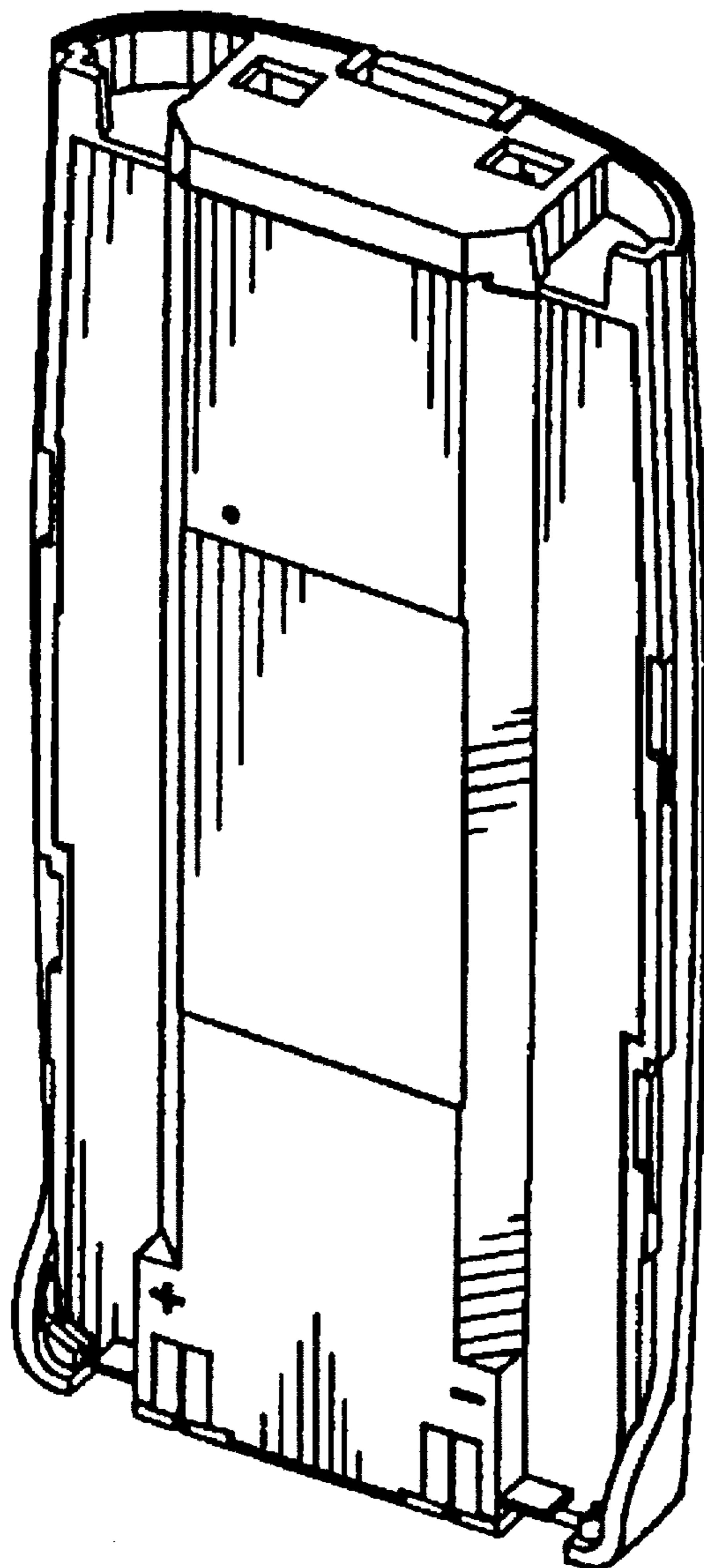


FIG. 8