



US00D389114S

United States Patent [19]
Fike

[11] **Patent Number: Des. 389,114**
[45] **Date of Patent: **Jan. 13, 1998**

[54] **VEHICLE WHEEL**
[75] **Inventor: Douglas W. Fike, Lake Elsinore, Calif.**
[73] **Assignee: Ultra Wheel Co., Buena Park, Calif.**
[**] **Term: 14 Years**
[21] **Appl. No.: 61,806**
[22] **Filed: Oct. 31, 1996**
[51] **LOC (6) Cl. 12-16**
[52] **U.S. Cl. D12/209**
[58] **Field of Search D12/204-213;**
301/64.1, 65, 37.1

D. 361,320 8/1995 Wise D12/209
D. 368,884 4/1996 Cole D12/209
D. 371,100 6/1996 Hatter D12/209
D. 375,287 11/1996 Neeper D12/211
D. 377,640 1/1997 Neeper D12/209
D. 378,670 4/1997 Echazabal et al. D12/209

Primary Examiner—James Gandy
Assistant Examiner—Stacia Sinuik
Attorney, Agent, or Firm—Pretty, Schroeder & Poplawski

[57] **CLAIM**

The ornamental design for a vehicle wheel, as shown and described.

DESCRIPTION

FIG. 1 is a perspective view showing the vehicle wheel;
FIG. 2 is a front view of the wheel of FIG. 1;
FIG. 3 is a rear view of the wheel of FIG. 1;
FIG. 4 is a side view of the wheel of FIG. 1; and,
FIG. 5 is a sectional view taken along line 5—5 of FIG. 2.

[56] **References Cited**

U.S. PATENT DOCUMENTS

D. 257,615 12/1980 Horikoshi D12/205
D. 258,129 2/1981 Horikoshi D12/205
D. 300,422 3/1989 Schinella D12/209
D. 311,896 11/1990 Mori D12/209

1 Claim, 5 Drawing Sheets




FIG. 1

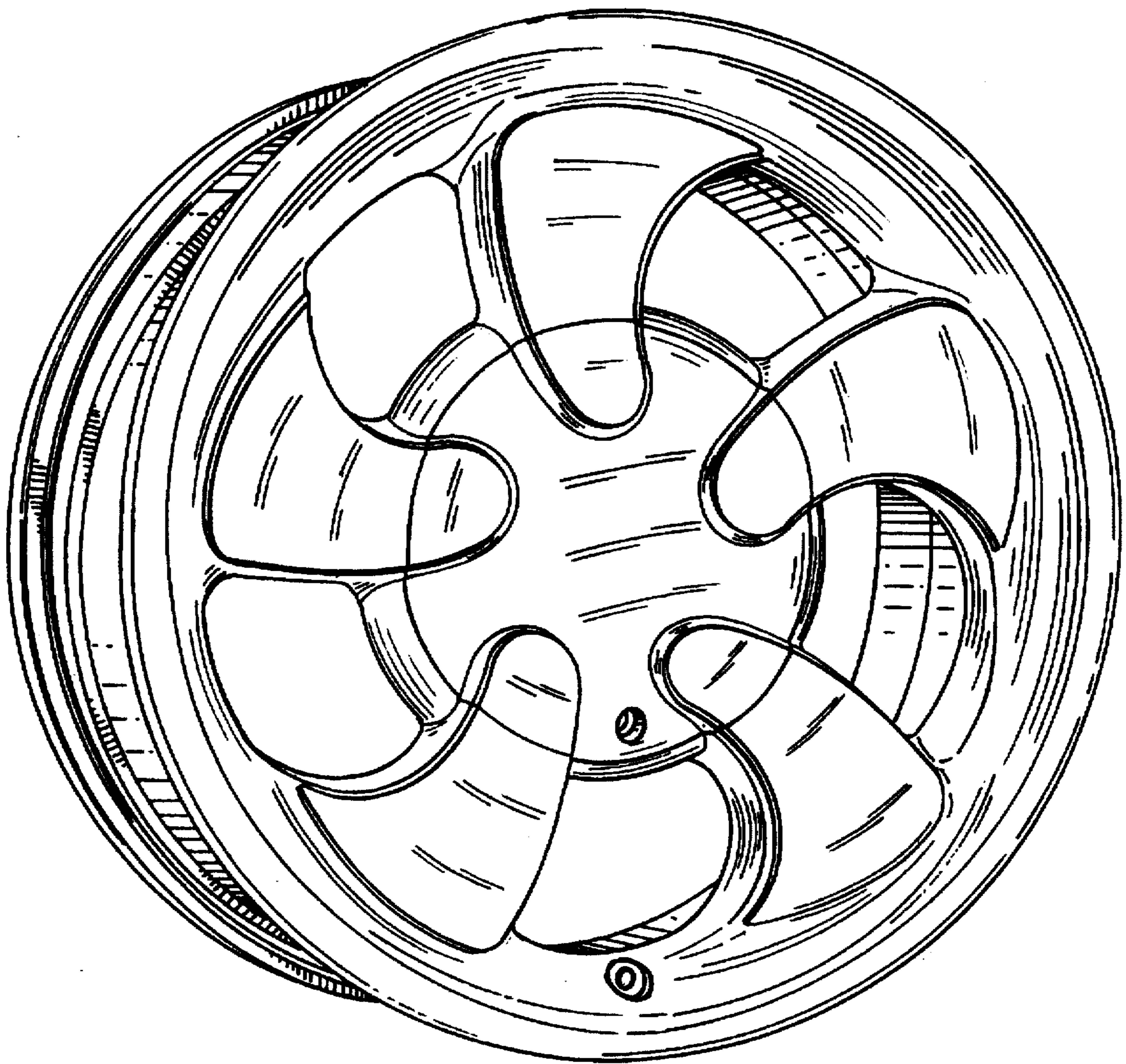


FIG. 2

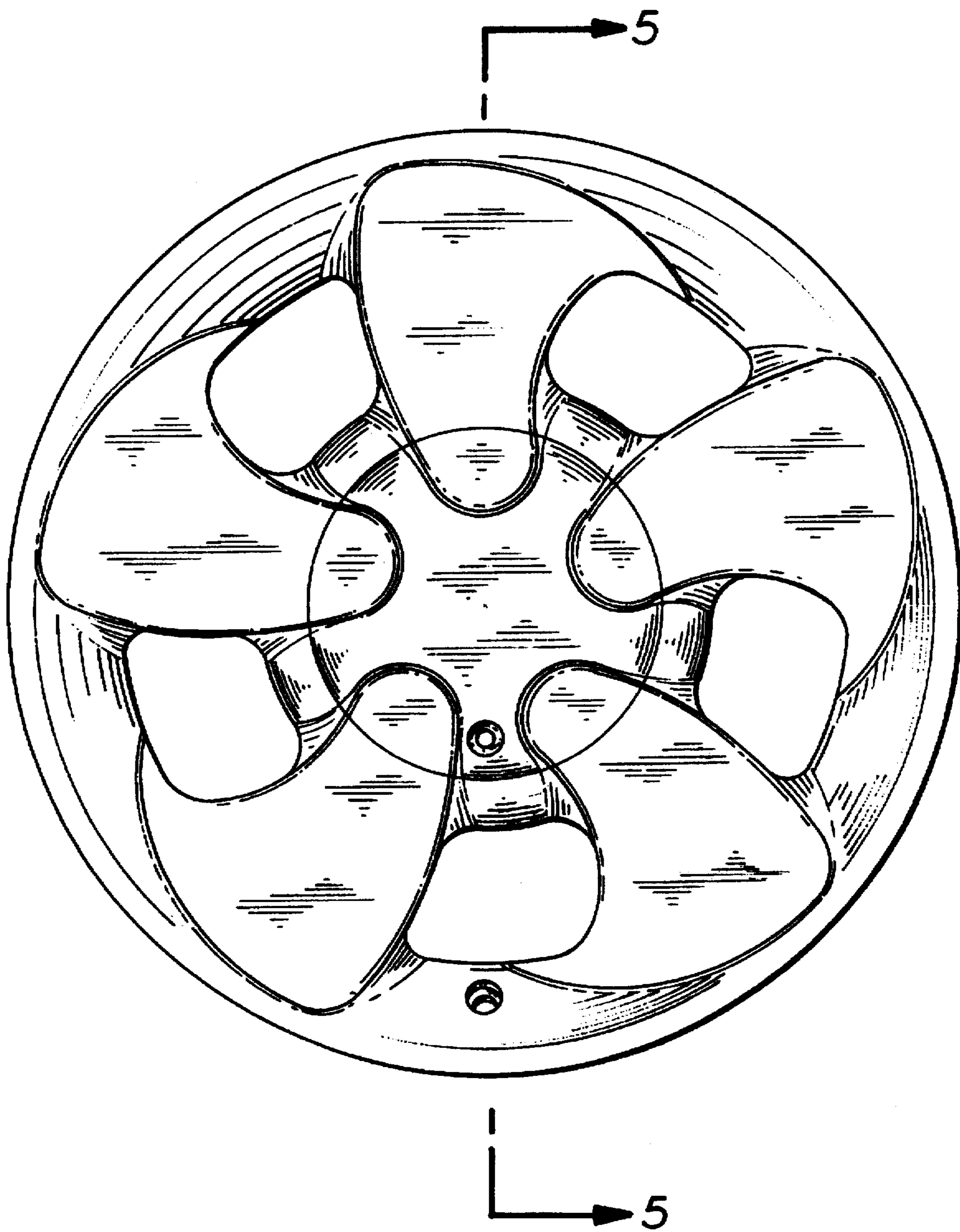


FIG. 3



FIG. 4



FIG. 5

