



US00D389111S

# United States Patent [19]

Flattery et al.

[11] Patent Number: Des. 389,111

[45] Date of Patent: \*\*Jan. 13, 1998

[54] SET OF REAR FINS FOR A VEHICLE

[75] Inventors: **Tim Flattery**, Newbury Park; **Barbara Ling**, Echo Park; **Joel Schumacher**, Burbank, all of Calif.

[73] Assignee: **DC Comics**, New York, N.Y.

[\*\*] Term: **14 Years**

[21] Appl. No.: **48,767**

[22] Filed: **Dec. 8, 1995**

### Related U.S. Application Data

[63] Continuation of Ser. No. 39,257, Jun. 1, 1995, abandoned.

[51] LOC (6) CL ..... **12-16**

[52] U.S. Cl. .... **D12/190**

[58] Field of Search ..... D12/91, 92, 181, D12/190; 296/180.1, 180.3, 185; D21/128, 136, 137

### [56] References Cited

#### U.S. PATENT DOCUMENTS

D. 136,352	9/1943	Hibbard et al. ....	D12/338
D. 185,843	8/1959	James .....	D14/3
D. 192,664	4/1962	Peterson .....	D71/1
D. 199,289	9/1964	La Fave .....	D71/1
D. 213,327	2/1969	Lambert et al. ....	D34/15
D. 240,721	7/1976	Bunyard .....	D12/7
D. 298,026	10/1988	Judge .....	D12/343
D. 311,882	11/1990	Furst .....	D12/92
D. 337,626	7/1993	Chen .....	D21/136
2,397,526	4/1946	Bonbright .....	244/12
3,157,960	11/1964	Schutz et al. ....	46/81
3,942,441	3/1976	Senoski .....	102/34.1
4,354,646	10/1982	Raymer .....	244/13
4,500,055	2/1985	Krojer .....	244/55
4,595,160	6/1986	Santos .....	244/199
4,741,282	5/1988	Duke .....	114/103
4,828,203	5/1989	Clifton et al. ....	244/12.31
5,417,386	5/1995	Wernicke .....	244/2

Primary Examiner—Freda Nunn

Attorney, Agent, or Firm—Notaro & Michalos P.C.

### [57] CLAIM

The ornamental design for a set of rear fins for a vehicle, as shown and described.

### DESCRIPTION

FIG. 1 is a front perspective view of a set of rear fins for a vehicle of the invention, as viewed from the top, left-hand side with the rear fins closed, the vehicle being shown in phantom and forming no part of the design;

FIG. 2 is a front view of a set of rear fins for a the vehicle of the invention, with the rear fins closed, the vehicle being shown in phantom and forming no part of the design;

FIG. 3 is a side view of a set of rear fins for a vehicle of the invention with the rear fins closed, the vehicle being shown in phantom and forming no part of the design;

FIG. 4 is a top plan view of a set of rear fins for a vehicle of the invention with the rear fins closed, the vehicle being shown in phantom and forming no part of the design;

FIG. 5 is a rear view of a set of rear fins for a vehicle of the invention with the rear fins closed, the vehicle being shown in phantom and forming no part of the design;

FIG. 6 is a front perspective view of a set of rear fins for a vehicle of the invention, as viewed from the top, left-hand side, with the rear fins open, the vehicle being shown in phantom and forming no part of the design;

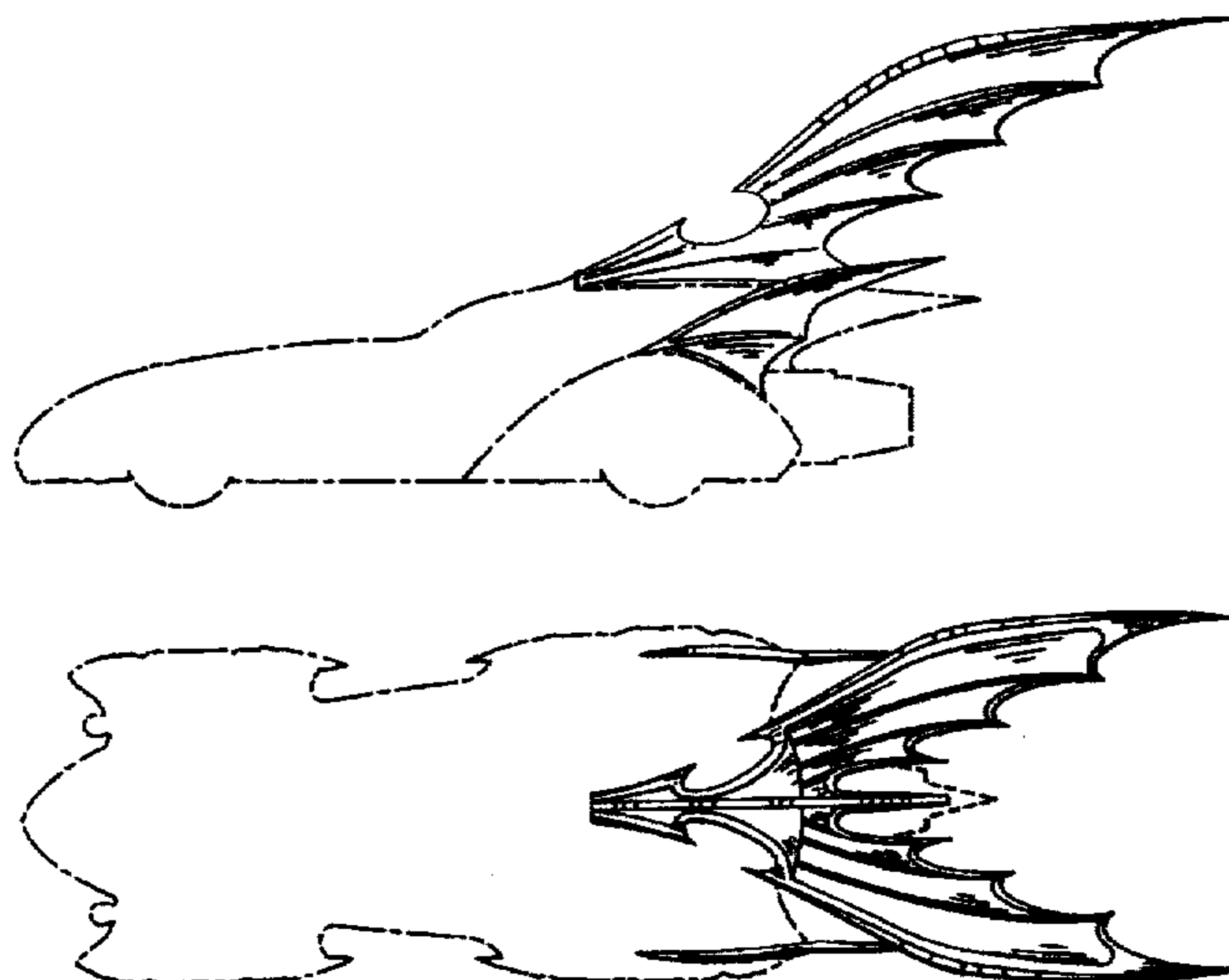
FIG. 7 is a front view of a set of rear fins for a vehicle of the invention, with the rear fins open, the vehicle being shown in phantom and forming no part of the design;

FIG. 8 is a side view of a set of rear fins for a vehicle of the invention, with the rear fins open, the vehicle being shown in phantom and forming no part of the design;

FIG. 9 is a top plan view of a set of rear fins for a vehicle of the invention, with the rear fins open, the vehicle being shown in phantom and forming no part of the design; and,

FIG. 10 is a rear view of a set of rear fins for a vehicle of the invention, with the rear fins open, the vehicle being shown in phantom and forming no part of the design.

1 Claim, 3 Drawing Sheets






FIG. 1.




FIG. 2.

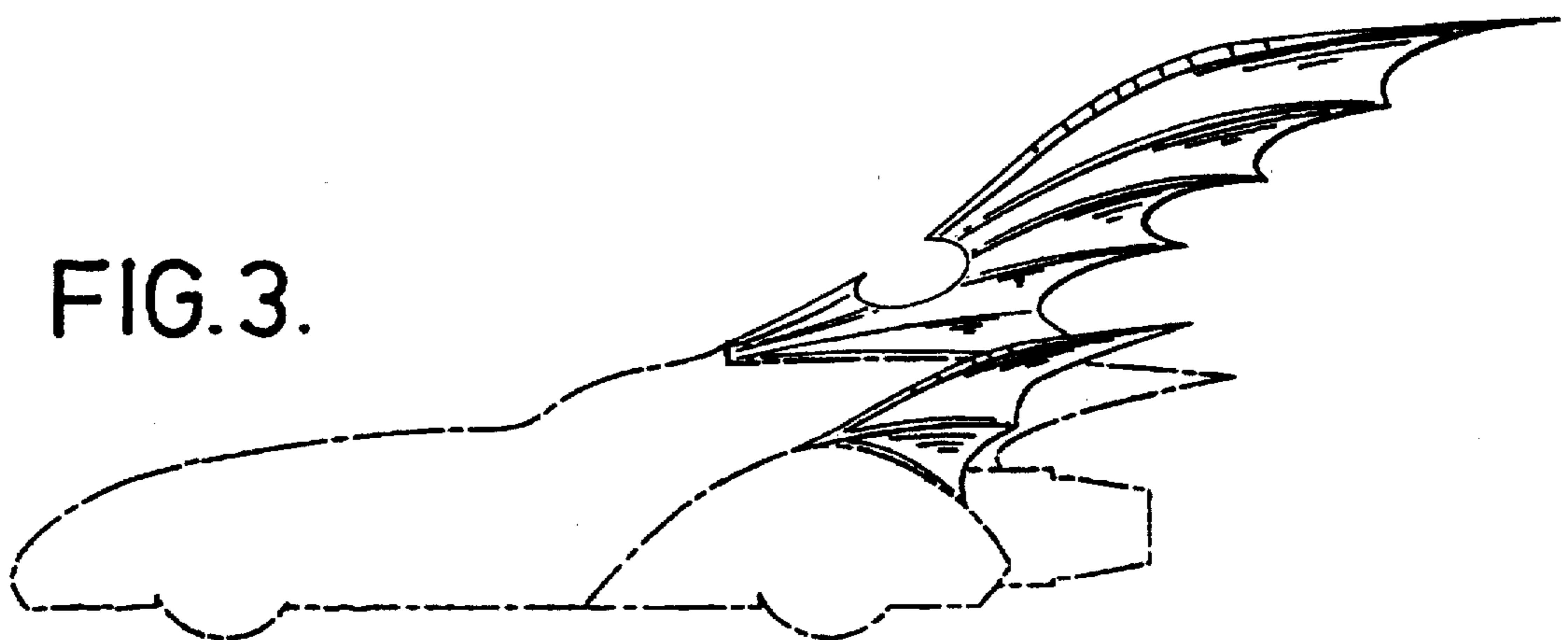


FIG. 3.

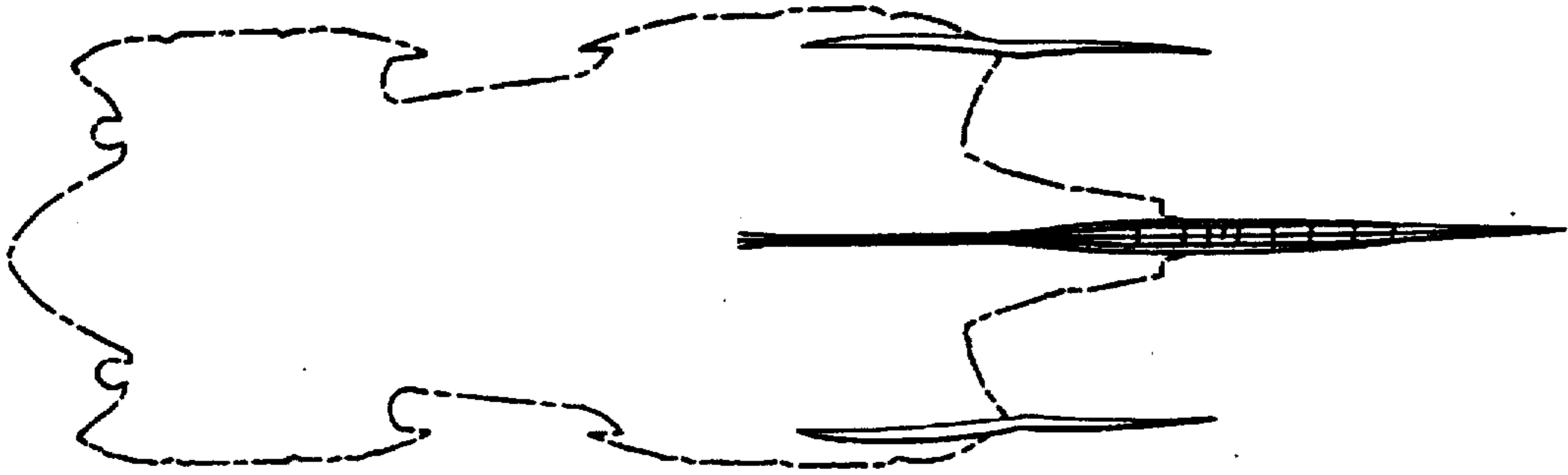


FIG. 4.


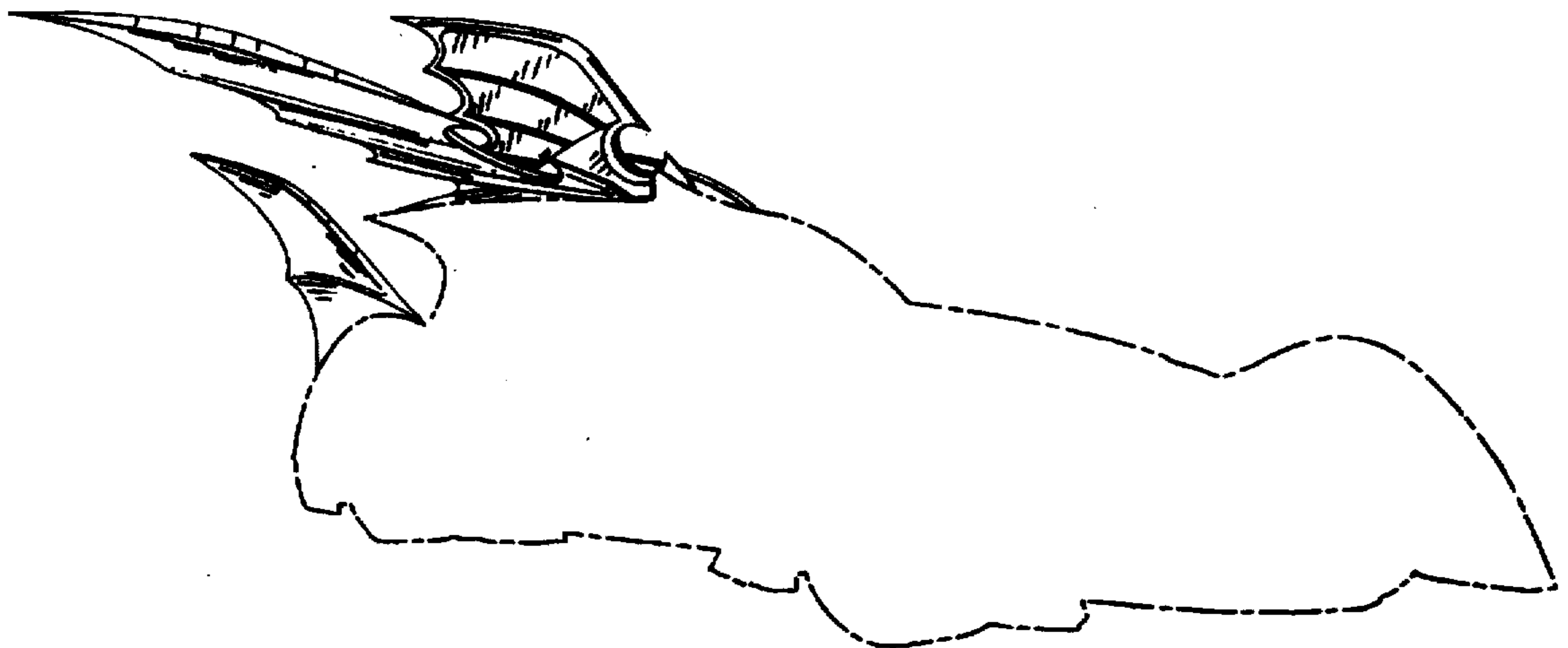


FIG. 5.

FIG. 6.



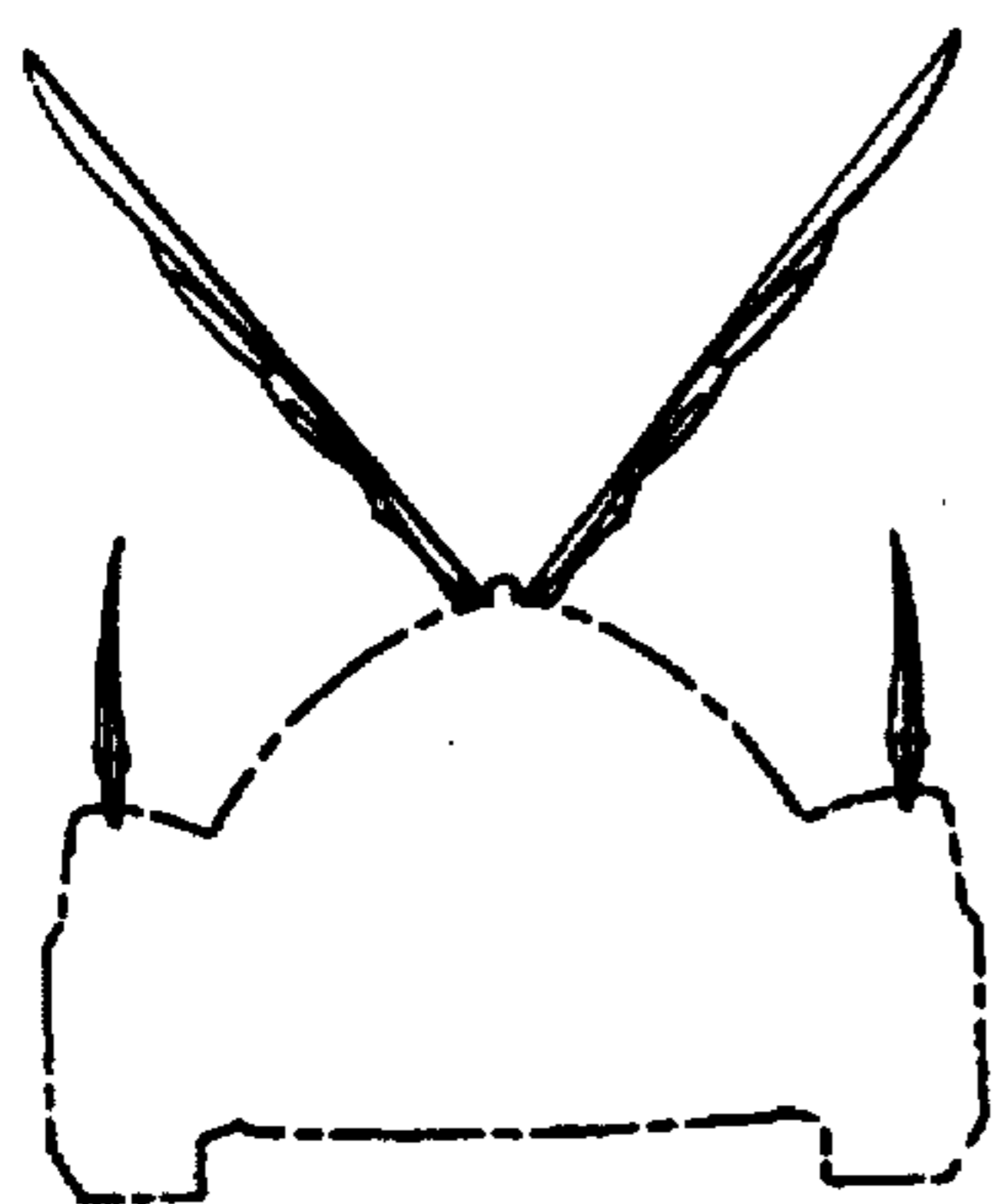


FIG. 7.




FIG. 8.

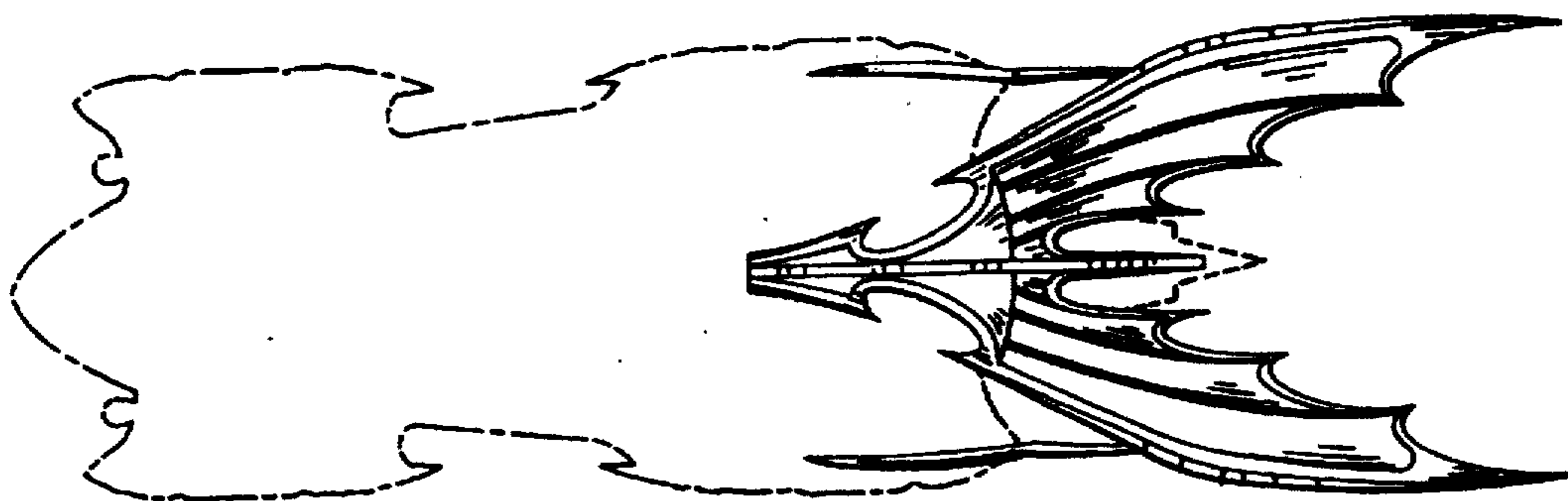


FIG. 9.

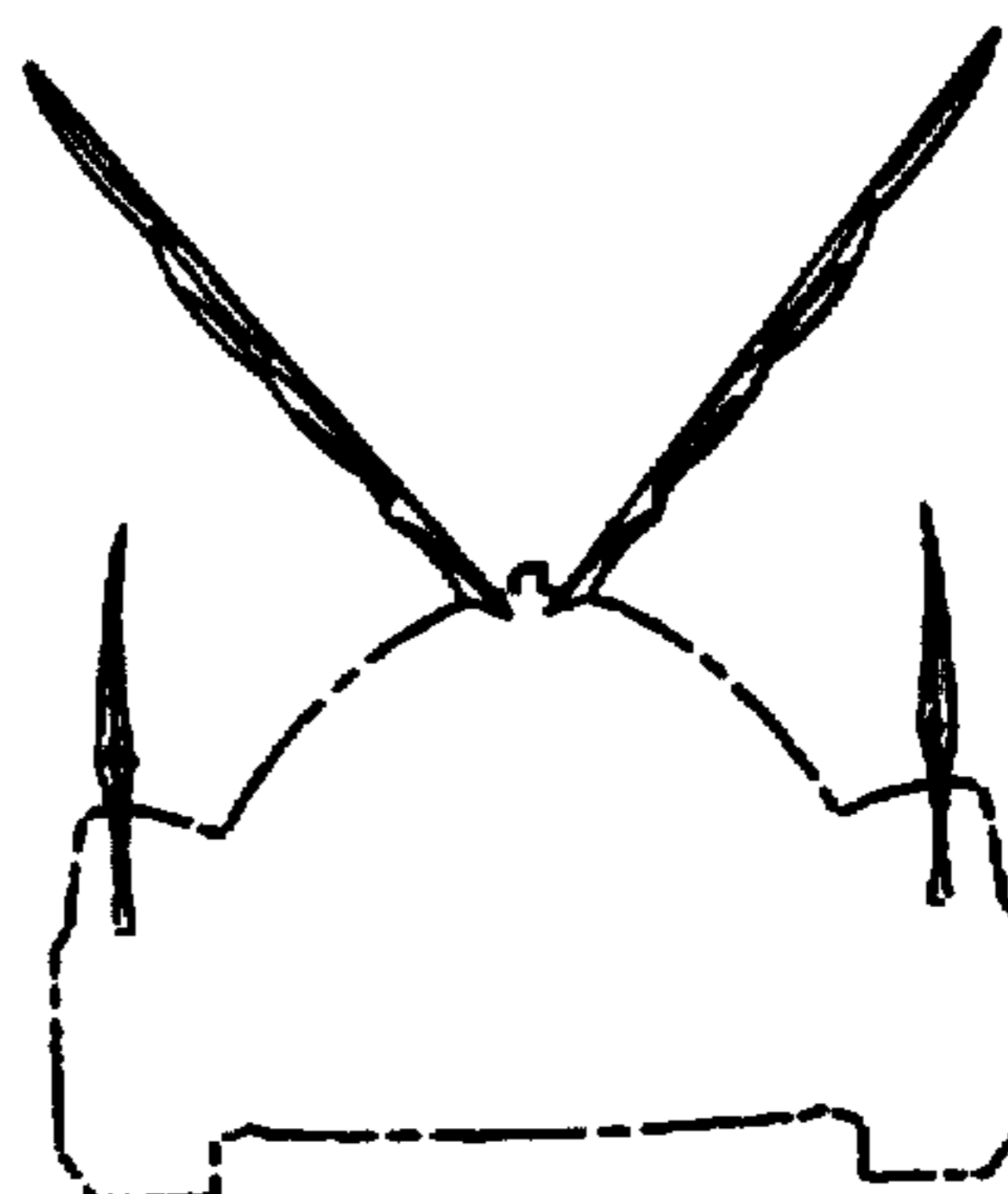


FIG. 10.