



US00D389104S

**United States Patent** [19]  
**Morgan**

[11] **Patent Number: Des. 389,104**  
[45] **Date of Patent: \*\*Jan. 13, 1998**

[54] **TIRE TREAD**

[75] **Inventor: Jason Christian Morgan,**  
Simpsonville, S.C.  
[73] **Assignee: Michelin Recherche et Technique**  
S.A., Granges-Paccot, Switzerland  
[\*\*] **Term: 14 Years**

[21] **Appl. No.: 41,047**  
[22] **Filed: Jul. 3, 1995**

[51] **LOC (6) CL ..... 12-15**  
[52] **U.S. Cl. .... D12/147**  
[58] **Field of Search ..... D12/136, 141,**  
D12/146, 147, 148; 152/209 R, 209 D

[56] **References Cited**

**U.S. PATENT DOCUMENTS**

D. 302,411	7/1989	Goergen et al. ....	D12/146
D. 317,145	5/1991	Iwamura .....	D12/146
D. 328,578	8/1992	Cormier et al. ....	D12/146
D. 329,626	9/1992	Goergen et al. ....	D12/146
D. 337,977	8/1993	Shinohara et al. ....	D12/147
D. 337,978	8/1993	Himuro et al. ....	D12/147
D. 342,706	12/1993	Wise .....	D12/147
D. 368,245	3/1996	Miyazaki .....	D12/147

**OTHER PUBLICATIONS**

Tread Design Guide 1991, p. 103 Delta Mud Trac.  
Tread Design Guide 1991, p. 127 National Mud Buster.  
Tread Design Guide 1991, p. 137 Sumitomo Serengeti.  
Tread Design Guide 1991, p. 171 Multi-Mile Premium Super.  
Tread Design Guide 1991, p. 212 Goodyear Rear Wheel, Ind.

Tread Design Guide 1995, p. 94 Goodrich Radial Mud-Terrain T/A.  
Vanderbilt Turbo Tech All Traction tire, 1993 *Tread Design Guide*, p. 123.  
Hallmark Steelmark Premium Drive Radial LP tire, 1993 *Tread Design Guide*, p. 144.  
Hankook Z37 tire, 1993 *Tread Design Guide*, p. 145.  
Kelly-Springfield KDM I Armorsteel tire, 1993 *Tread Design Guide*, p. 147.

*Primary Examiner*—James M. Gandy  
*Assistant Examiner*—Robert M. Spear  
*Attorney, Agent, or Firm*—Robert R. Reed; Russell W. Warnock

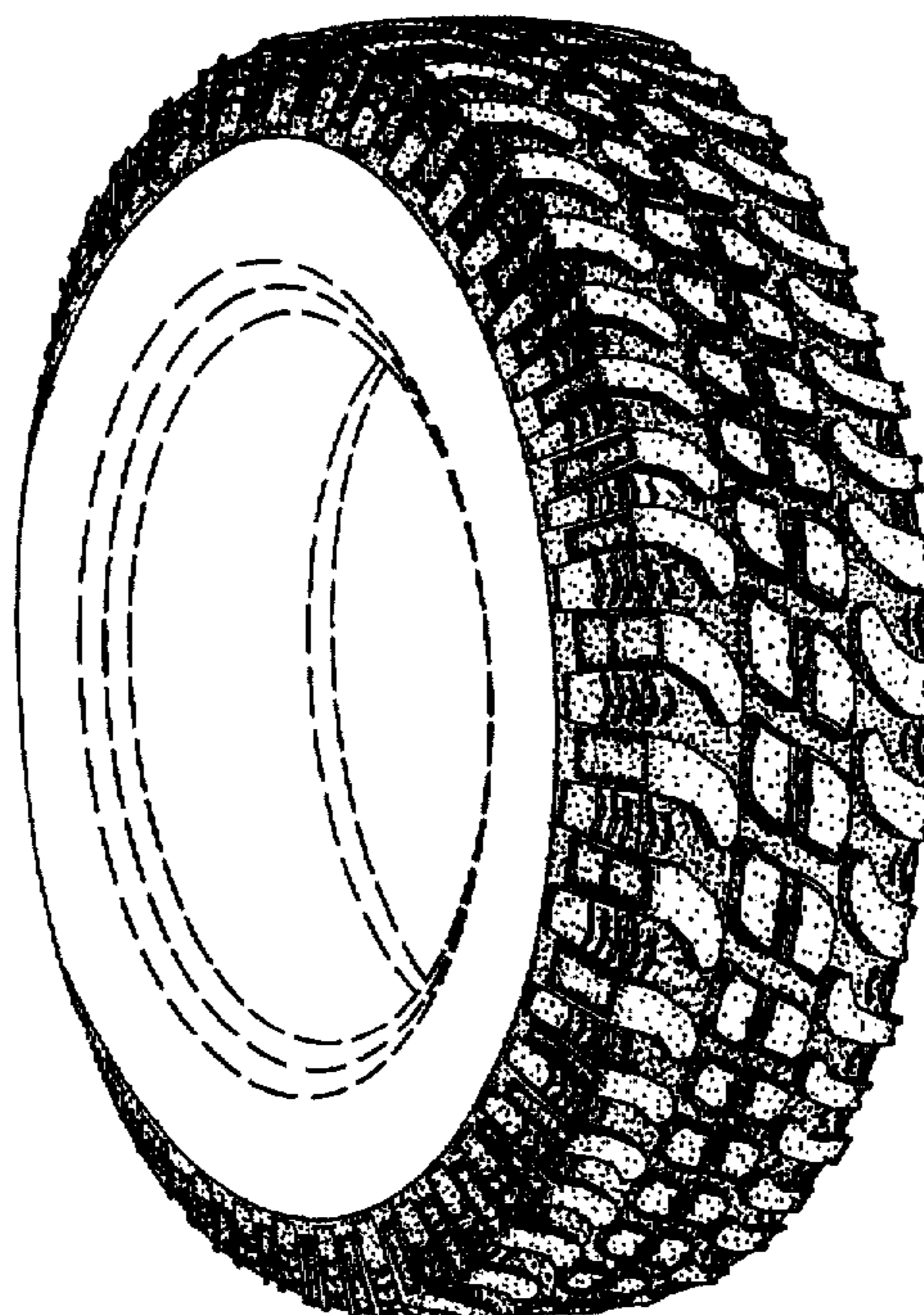
[57] **CLAIM**

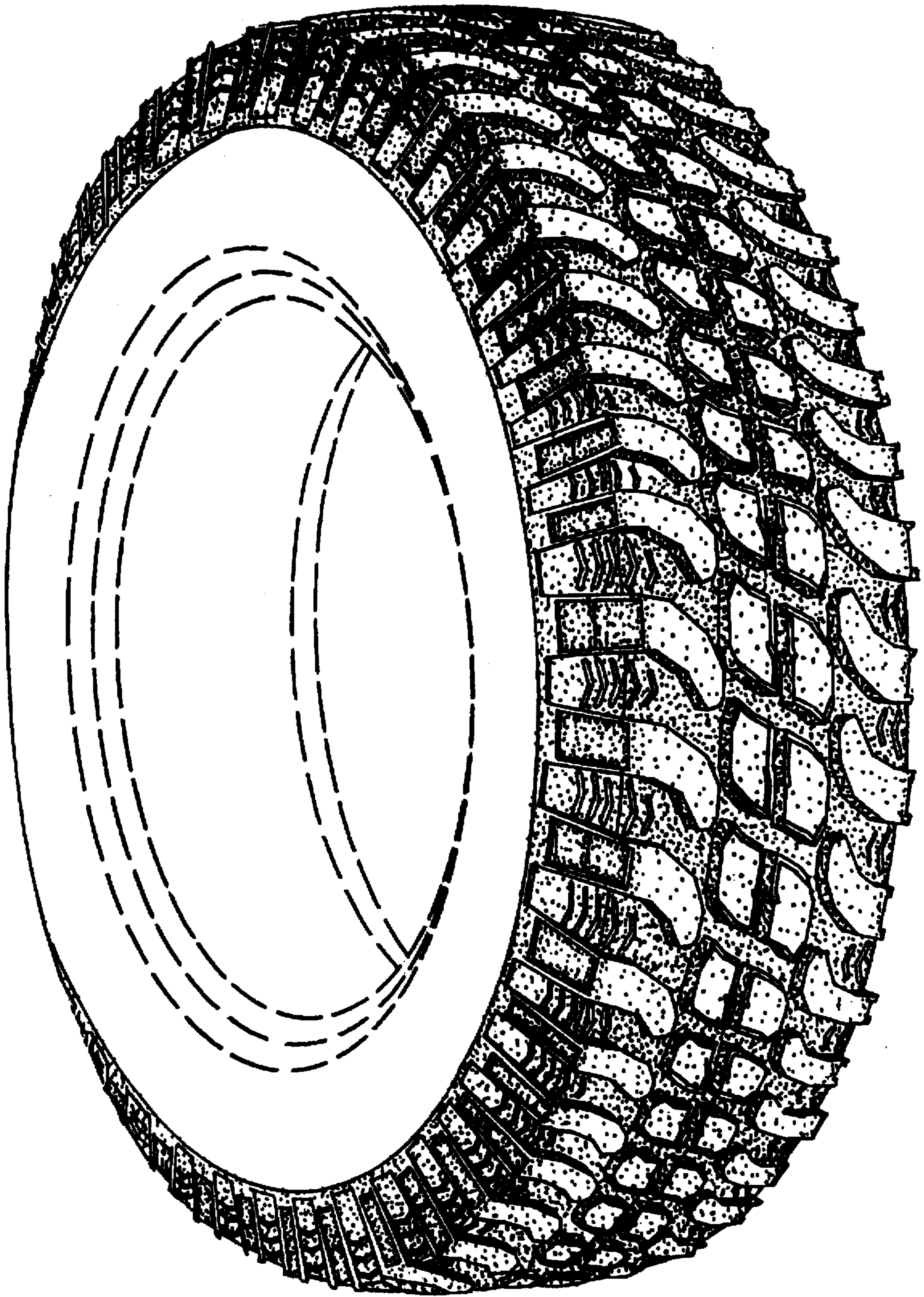
The ornamental design for a tire tread, as shown and described.

**DESCRIPTION**

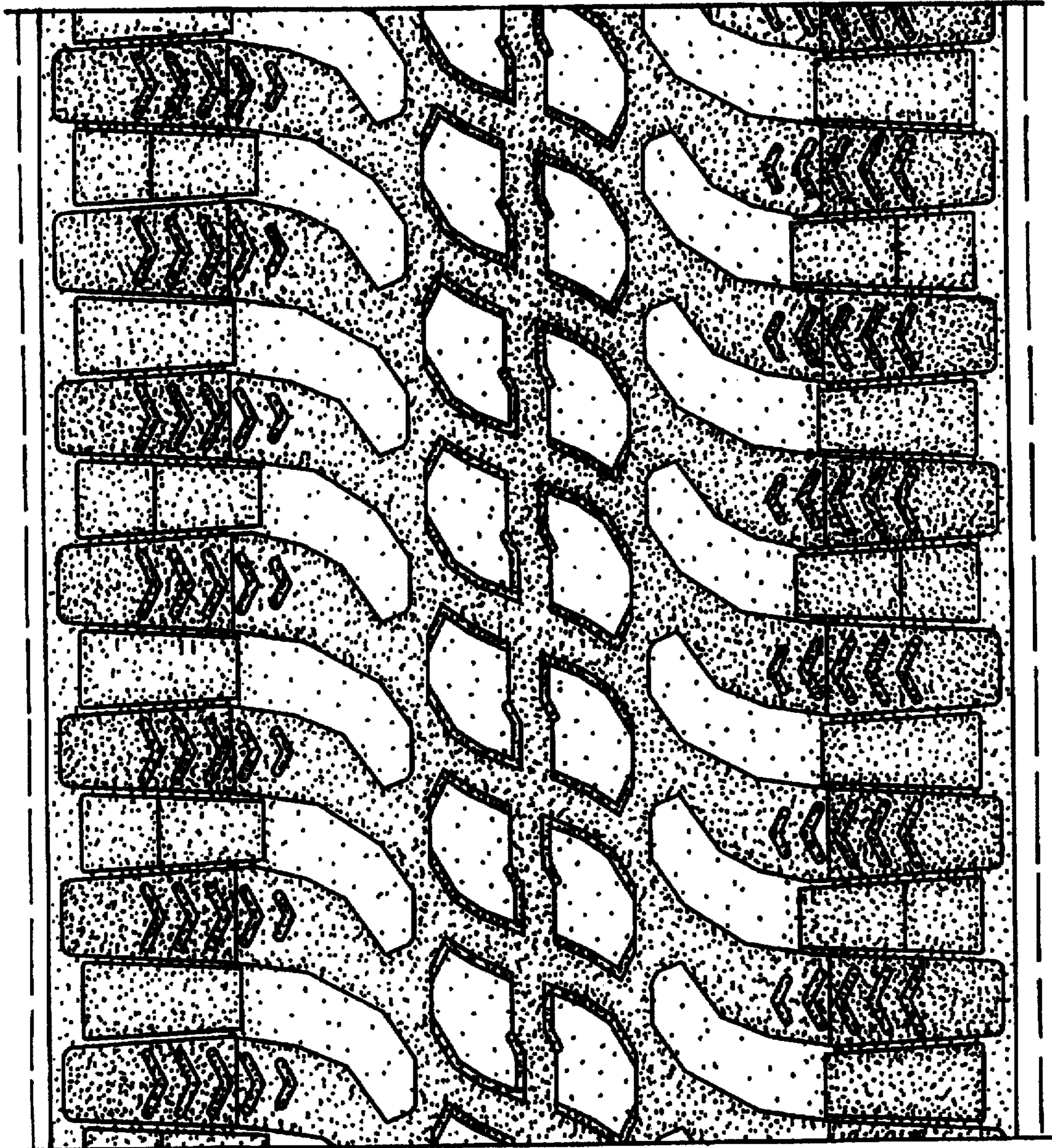
FIG. 1 is a perspective view of a tire tread showing my new tread design, it being understood that the tread pattern, as shown in FIG. 1, is repeated over the outer circumference of the tire and the tread shoulder;  
FIG. 2 is an enlarged fragmentary plan view of a portion of the tread of my new tread design as shown in FIG. 1;  
FIG. 3 is a perspective view of another embodiment of a tire tread showing my new tread design, it being understood that the tread pattern, as shown in FIG. 3 is repeated over the outer circumference of the tire and tread shoulder; and,  
FIG. 4 is an enlarged fragmentary plan view of a portion of the other embodiment of my new tread design as shown in FIG. 3.  
The broken line disclosure of a tire bead and sidewall is for illustrative purposes only and forms no part of the claimed design.

**1 Claim, 4 Drawing Sheets**

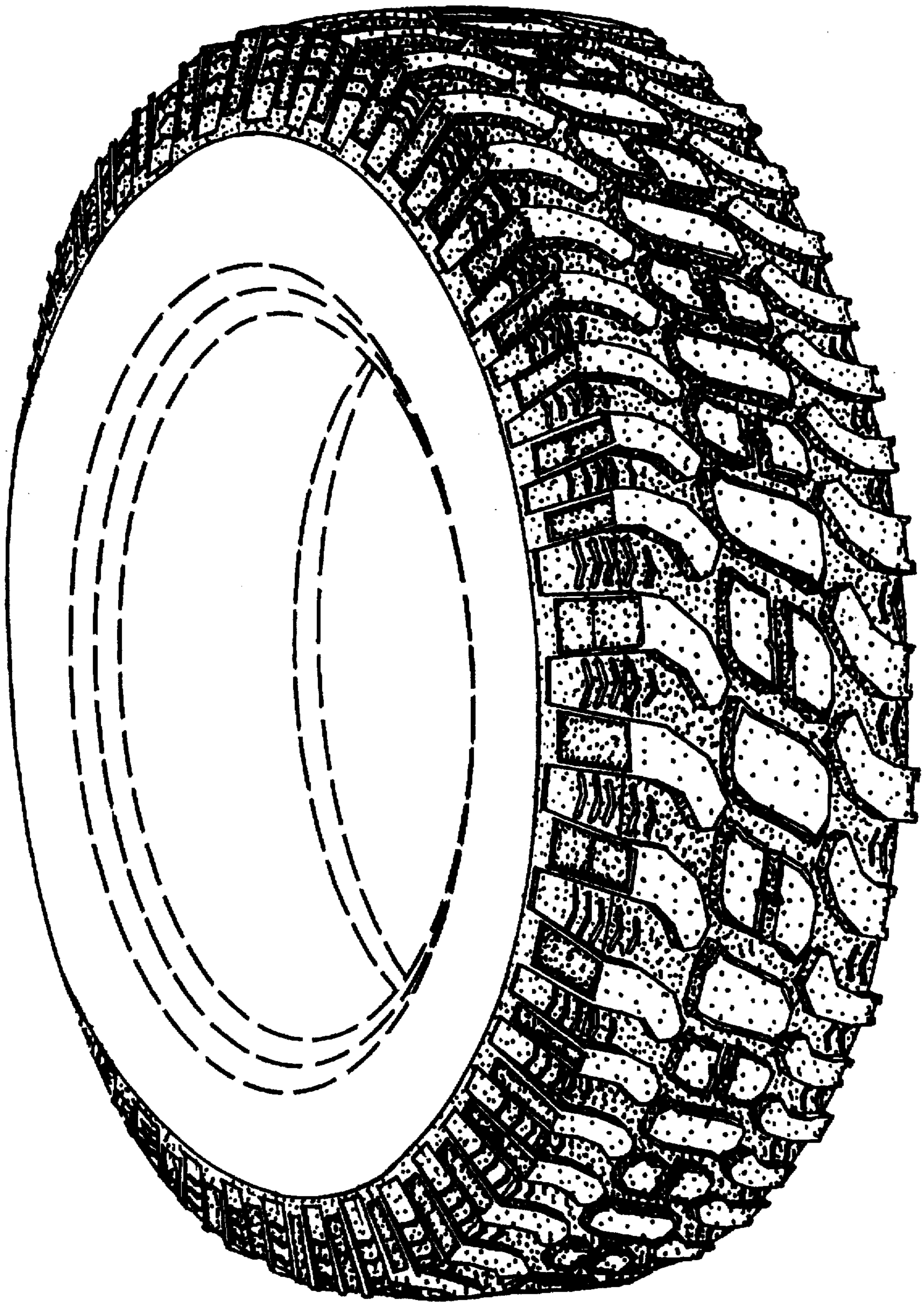




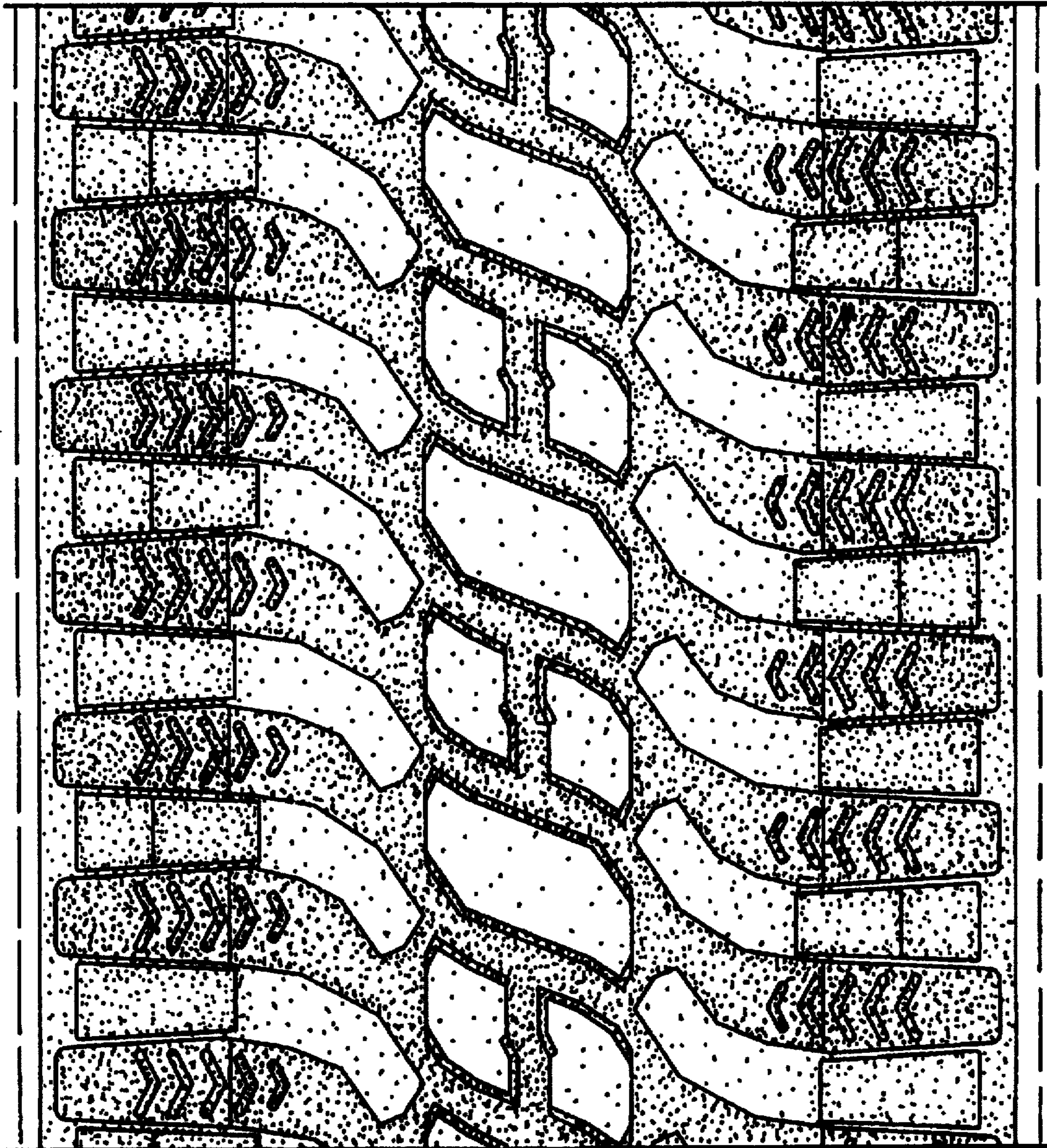
*Fig. 1*



*Fig. 2*



*Fig. 3*



*Fig. 4*