



US00D389084S

United States Patent [19]

Rozenwasser

[11] Patent Number: Des. 389,084

[45] Date of Patent: ***Jan. 13, 1998

[54] **JEWELRY CHAIN**

[75] Inventor: David Rozenwasser, Savion, Israel

[73] Assignee: Avraham Moshe Rozenwasser, Savion, Israel

[*] Notice: The portion of the term of this patent subsequent to Jul. 1, 2011, has been disclaimed.

[**] Term: 14 Years

[21] Appl. No.: 48,788

[22] Filed: Dec. 19, 1995

[30] **Foreign Application Priority Data**

Jun. 21, 1995 [IL] Israel 24596

[51] LOC (6) Cl. 11-01

[52] U.S. Cl. D11/17

[58] Field of Search D11/1-25, 37-39, D11/93, 94; 63/1.1-1.2, 12-13, 14.1, 4, 5; 59/79.3, 80, 82, 90, 3

[56] **References Cited**

U.S. PATENT DOCUMENTS

D. 343,137	1/1994	Rozenwasser	D11/17
D. 343,138	1/1994	Rozenwasser	D11/17
D. 343,371	1/1994	Rozenwasser	D11/13
1,280,087	9/1918	Reitz	D11/13
1,623,172	4/1927	Emrick	59/83
2,140,491	12/1938	Biedermann	D11/13

Primary Examiner—Ralf Seifert

Attorney, Agent, or Firm—Dennison, Meserole, Pollack & Scheiner

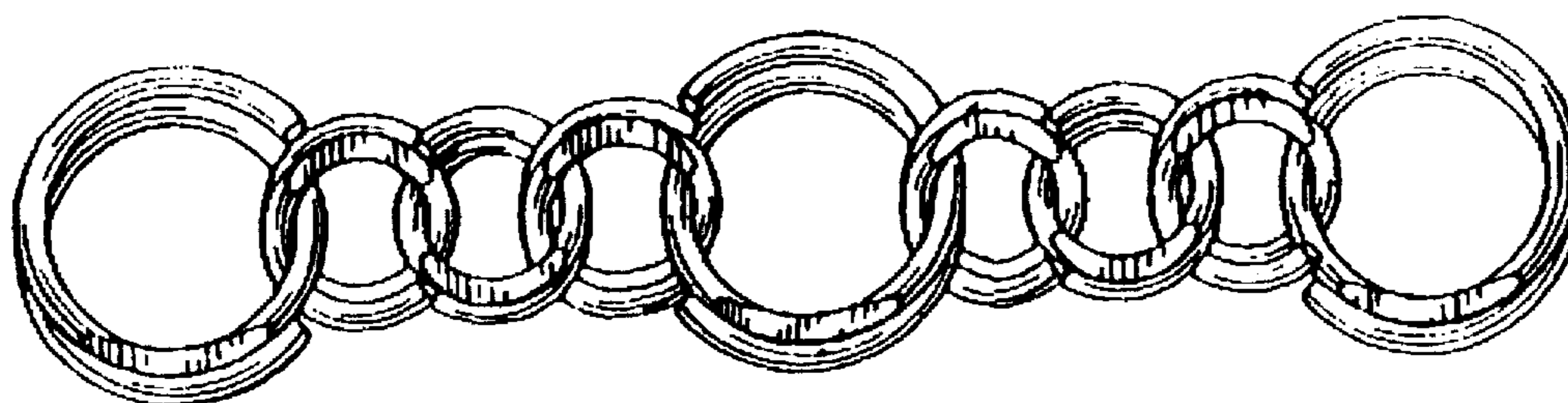
[57] **CLAIM**

The ornamental design for a jewelry chain, as shown and described.

DESCRIPTION

FIG. 1 is a top view of a first embodiment of my design; FIG. 2 is a side view thereof; FIG. 3 is a left end view thereof; FIG. 4 is a right end view thereof; FIG. 5 is a top view of a second embodiment thereof; FIG. 6 is a side view thereof; FIG. 7 is a left end view thereof; FIG. 8 is a right end view thereof; FIG. 9 is a top view of a third embodiment thereof; FIG. 10 is a side view thereof; FIG. 11 is a left end view thereof; FIG. 12 is a right end view thereof; FIG. 13 is a top view of a fourth embodiment thereof; FIG. 14 is a side view thereof; FIG. 15 is a left end view thereof; FIG. 16 is a right side end view thereof; FIG. 17 is a top view of a fifth embodiment thereof; FIG. 18 is a side view thereof; FIG. 19 is a left end view thereof; FIG. 20 is a right end view thereof; FIG. 21 is a top view of a sixth embodiment thereof; FIG. 22 is a side view thereof; FIG. 23 is a left end view thereof; FIG. 24 is a right end view thereof; FIG. 25 is a top view of a seventh embodiment thereof; FIG. 26 is a side view thereof; FIG. 27 is a left end view thereof; and, FIG. 28 is a right end view thereof.

1 Claim, 7 Drawing Sheets



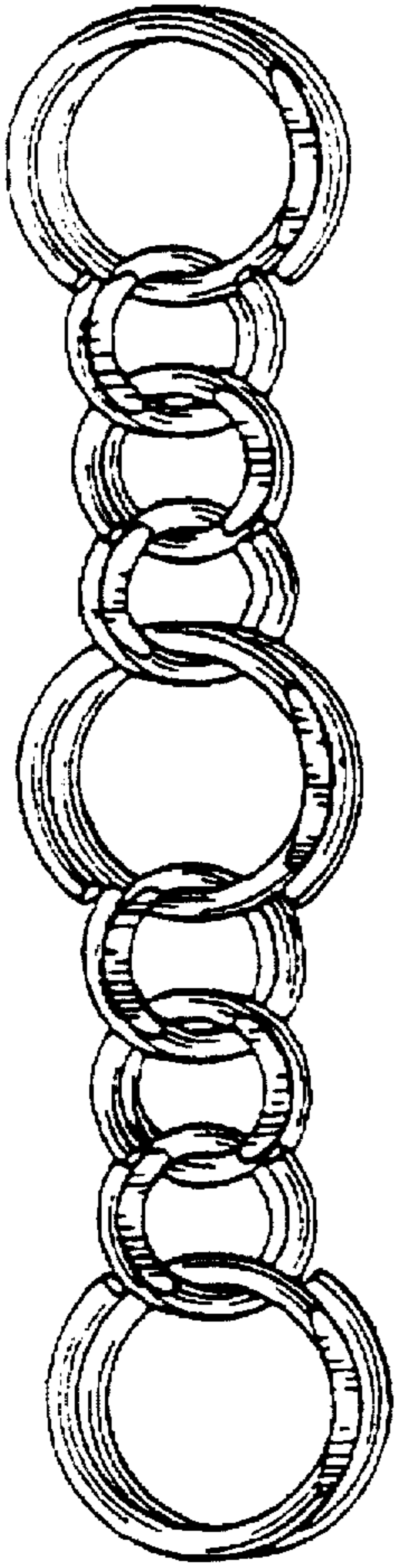


FIG. 1

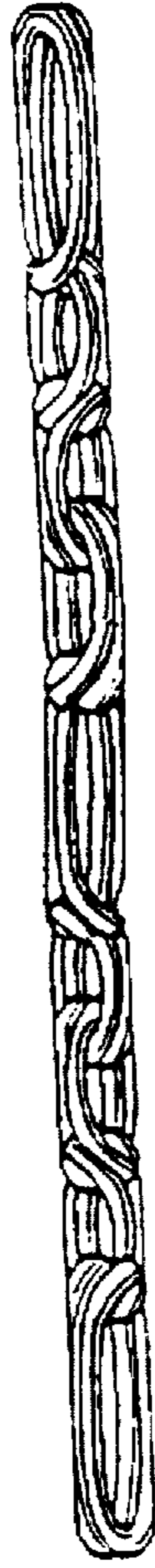


FIG. 2




FIG. 3



FIG. 4

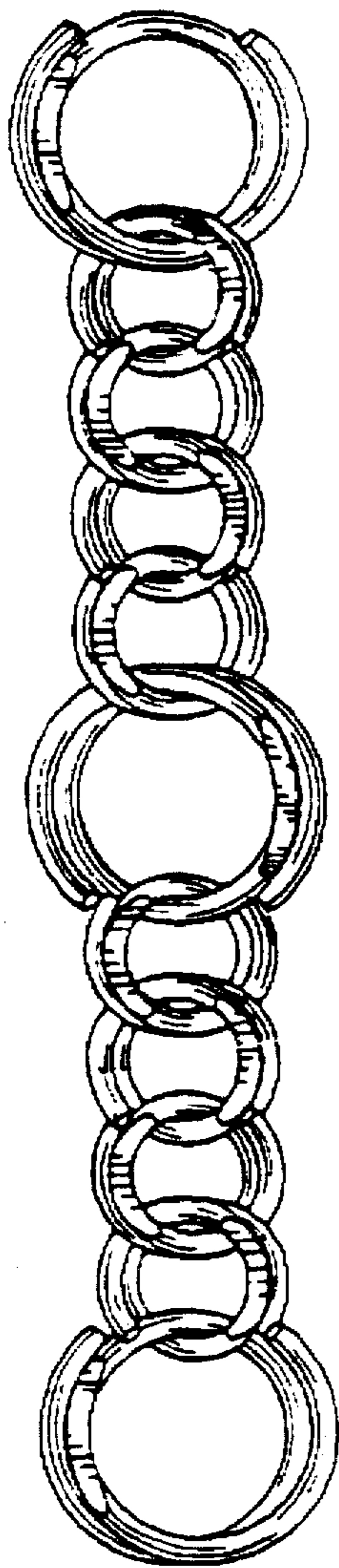


FIG. 5



FIG. 6



FIG. 7



FIG. 8

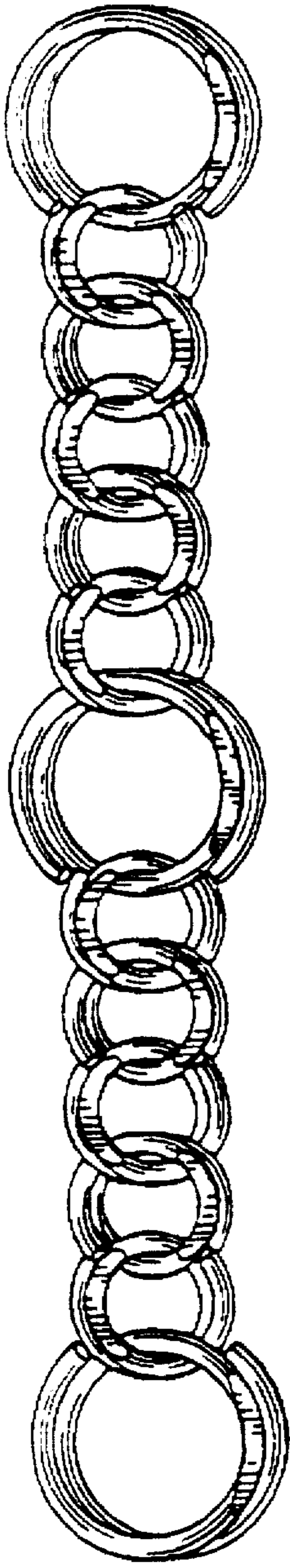


FIG. 9



FIG. 10



FIG. 11




FIG. 12

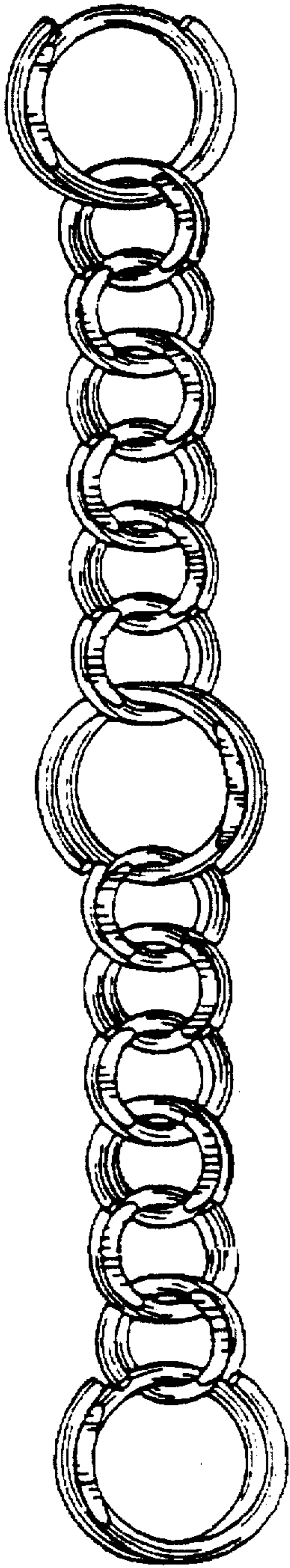


FIG. 13




FIG. 14



FIG. 16



FIG. 15

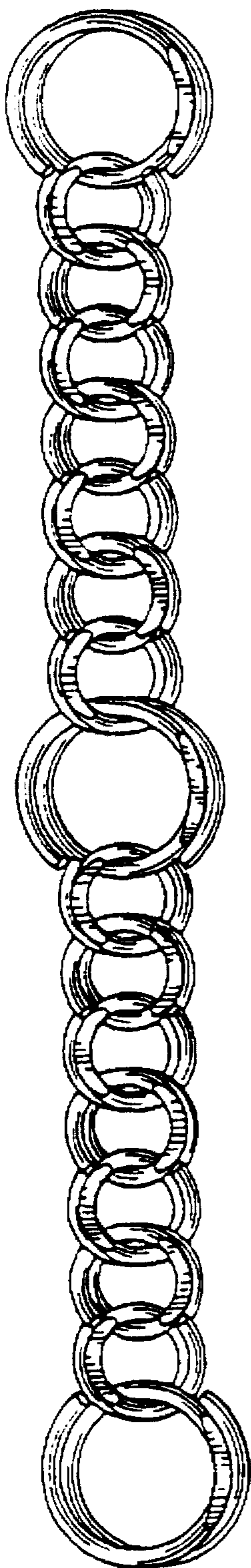


FIG.17

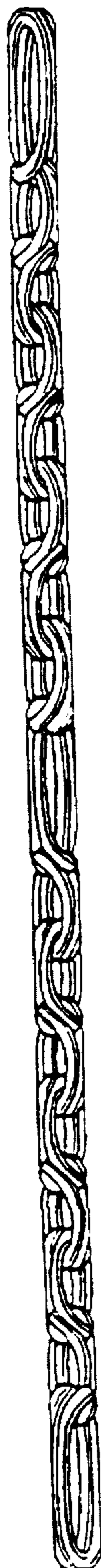


FIG.18



FIG.20



FIG.19

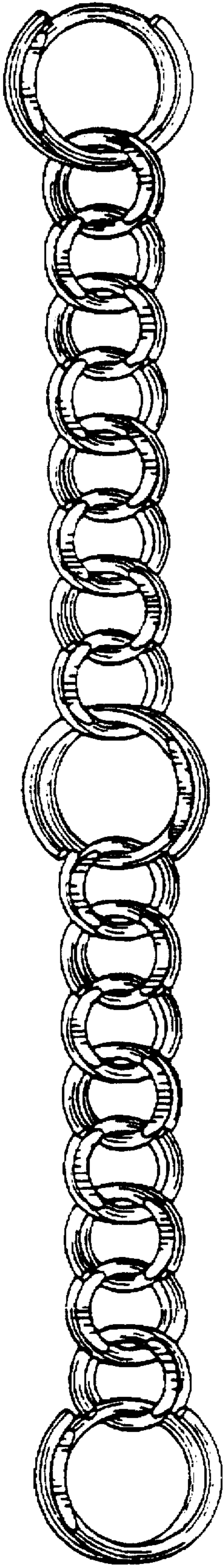


FIG.21



FIG.22



FIG.24



FIG.23

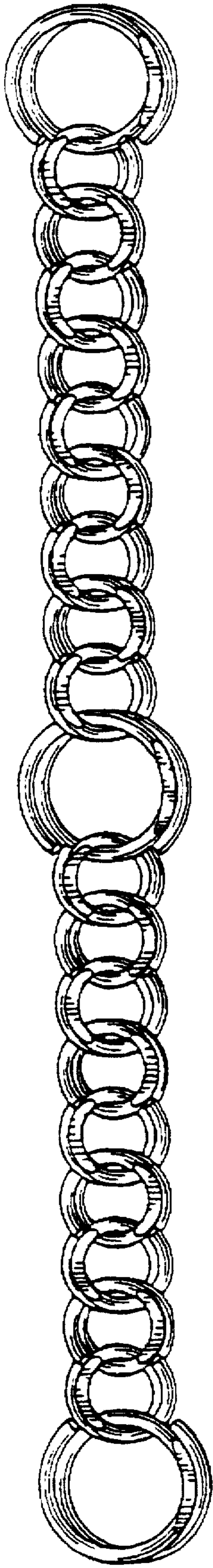


FIG. 25

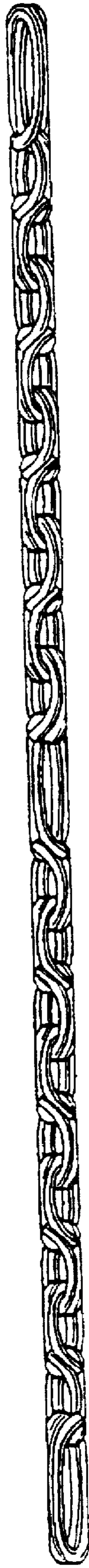


FIG. 26



FIG. 28



FIG. 27