



US00D389071S

**United States Patent** [19]  
**Giardiello**

[11] **Patent Number: Des. 389,071**  
[45] **Date of Patent: \*\*Jan. 13, 1998**

[54] **WRISTWATCH**

D. 361,528 8/1995 Hayashi ..... D10/39  
5,077,708 12/1991 Schneider ..... 368/281 X

[75] **Inventor: Barbara Giardiello, Naples, Italy**

[73] **Assignee: Arttime SA, Neuchatel, Switzerland**

[\*\*] **Term: 14 Years**

[21] **Appl. No.: 62,196**

[22] **Filed: Nov. 8, 1996**

[30] **Foreign Application Priority Data**

May 9, 1996 [WO] WIPO ..... DMA/00332

[51] **LOC (6) Cl. .... 10-02**

[52] **U.S. Cl. .... D10/31; D10/39**

[58] **Field of Search .... D10/1-40, 122-132;  
368/280-282, 276-277, 285, 10**

[56] **References Cited**

**U.S. PATENT DOCUMENTS**

D. 352,250 11/1994 Giardiello ..... D10/39  
D. 356,961 4/1995 Giardiello ..... D10/39

**OTHER PUBLICATIONS**

American Express Flyer—"The Blackwatch".  
*European Jeweler (U.Z.)*—Apr. 1983. p. 189 watch.

*Primary Examiner*—Nelson C. Holtje  
*Attorney, Agent, or Firm*—Sughrue, Mion, Zinn, Macpeak & Seas, PLLC

[57] **CLAIM**

The ornamental design for a wristwatch, as shown.

**DESCRIPTION**

FIG. 1 is a perspective view of the front and one side of a wristwatch showing my new design;  
FIG. 2 is a top plan view thereof;  
FIG. 3 is a bottom plan view thereof;  
FIG. 4 is a side elevational view of one side thereof;  
FIG. 5 is a side elevational view of an opposite side thereof;  
FIG. 6 is an end elevational view of one end thereof; and,  
FIG. 7 is an elevational view of an opposite end thereof.

**1 Claim, 2 Drawing Sheets**






FIG. 2




FIG. 3




FIG. 1




FIG. 4




FIG. 5




FIG. 6




FIG. 7