

US00D389066S

**United States Patent** [19]  
**Lang**

[11] **Patent Number:** **Des. 389,066**  
[45] **Date of Patent:** **\*\*Jan. 13, 1998**

[54] **SALVE DISPENSER**

[75] **Inventor:** **Frank J. Lang**, Warrenville, Ill.

[73] **Assignee:** **Federal Package Network Inc.**,  
Chaska, Minn.

[\*\*] **Term:** **14 Years**

[21] **Appl. No.:** **60,959**

[22] **Filed:** **Oct. 15, 1996**

[51] **LOC (6) CL** ..... **09-01**

[52] **U.S. Cl.** ..... **D9/529; D9/338; D9/504;**  
**D28/76**

[58] **Field of Search** ..... **D9/300, 302, 504,**  
**D9/306, 337, 338, 436, 442, 453, 559,**  
**529, 556, 500, 546; 222/92, 96, 105, 106,**  
**107, 192; 401/78, 213; D28/76, 77, 85-89,**  
**90, 91.1**

[56] **References Cited**

**U.S. PATENT DOCUMENTS**

D. 121,678 7/1940 Jung ..... D9/453

D. 210,447 3/1968 Vanderhyde ..... D9/453  
D. 241,913 10/1976 Ishigaki et al. .... D9/300  
D. 341,226 11/1993 Lang ..... D28/76  
D. 375,256 11/1996 Chadfield ..... D9/302  
1,504,216 8/1924 Coryell ..... 401/78  
1,568,178 1/1926 Noble ..... 401/78  
3,620,632 11/1971 Gruska ..... 401/78

*Primary Examiner*—Martie Thompson  
*Attorney, Agent, or Firm*—Breiner & Breiner

[57] **CLAIM**

The ornamental design for a salve dispenser, as shown.


**DESCRIPTION**

FIG. 1 is an elevational view of the salve dispenser, being the same when viewed from all sides;


FIG. 2 is a top plan view of the salve dispenser; and,

FIG. 3 is a bottom plan view of the salve dispenser.

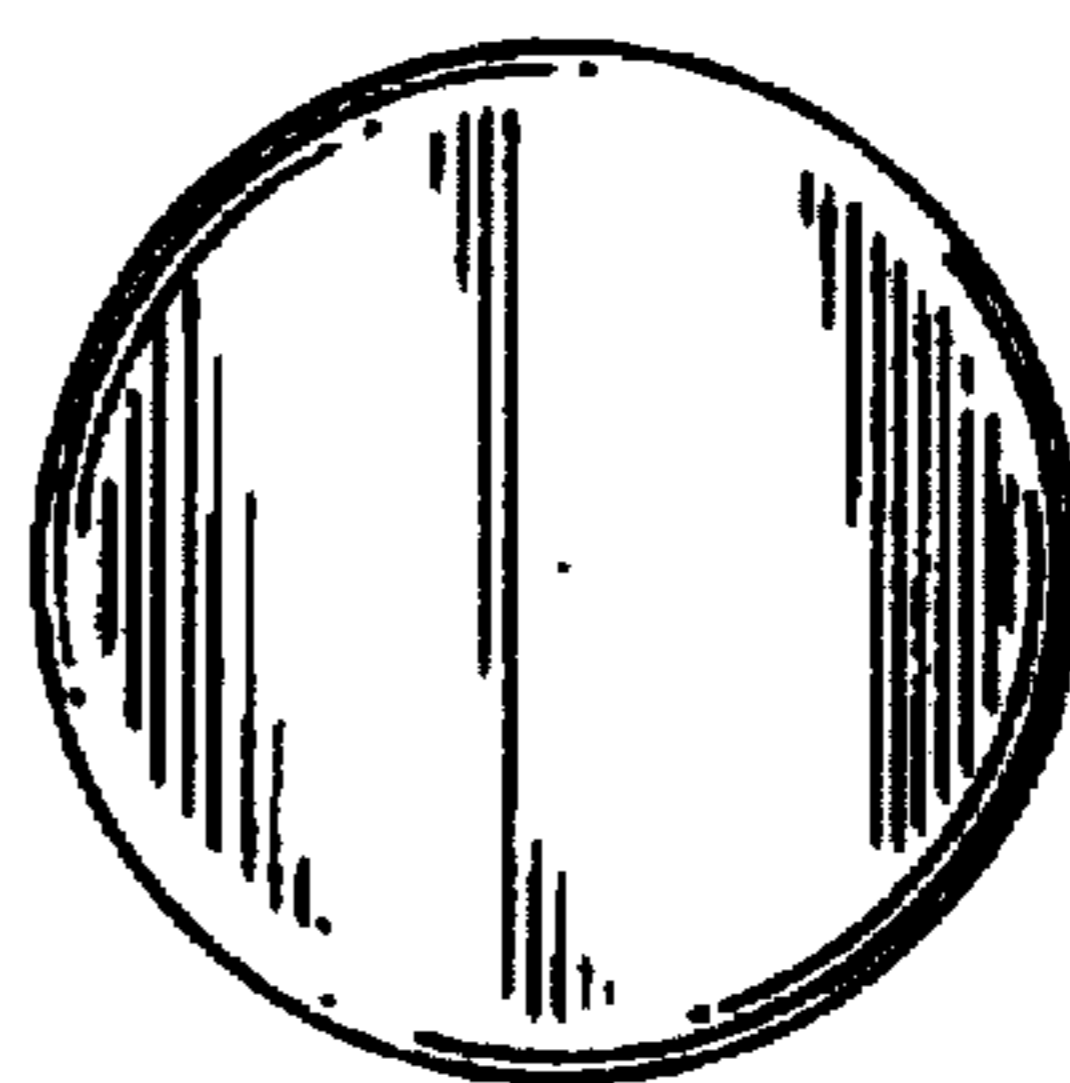
**1 Claim, 1 Drawing Sheet**



*FIG. 1*



*FIG. 2*



*FIG. 3*

