



US00D389057S

United States Patent [19]

Hayes et al.

[11] Patent Number: **Des. 389,057**

[45] Date of Patent: ****Jan. 13, 1998**

[54] LID FOR A FOOD CONTAINER

[75] Inventors: **Thomas J. Hayes**, Wauconda; **Michael J. A. Sagan**, Batavia; **James N. Gomoll**, Chicago; **Thomas T. Taber**, Park Ridge, all of Ill.

[73] Assignee: **Tenneco Packaging**, Evanston, Ill.

[**] Term: **14 Years**

[21] Appl. No.: **60,170**

[22] Filed: **Sep. 24, 1996**

[51] LOC (6) Cl. **09-07**

[52] U.S. Cl. **D9/435; D9/425**

[58] Field of Search **D9/435, 436, 443, D9/424, 425, 416; D3/326, 201; 220/780-791, 795-805, 1.5, 270, 253; 211/126; 206/508, 518, 503, 504; D7/629**

[56] References Cited

U.S. PATENT DOCUMENTS

D. 321,456	11/1991	Wolff	D9/435	X
D. 367,360	2/1996	Wolff	D3/323	
D. 376,260	12/1996	Haley et al.	D3/326	X
3,477,609	11/1969	Winkler Jr.	220/784	
3,794,090	2/1974	Commisso	220/782	
3,837,526	9/1974	Medendorp	220/782	
4,378,895	4/1983	Woinarski	220/789	
4,705,172	11/1987	Gage	220/781	X
5,377,860	1/1995	Littlejohn et al.	220/790	
5,555,974	9/1996	Donald et al.	220/790	X

OTHER PUBLICATIONS

Rehrig Pacific Co Cat 1991, p. 3.
Rubbermaid Cat 1988, p. 28.
Brochure "Micro Fine" by Central Fine Pack of Fort Wayne, Indiana: Jan., 1993.

Pamphlet entitled "Classic Carry-Out Containers" by PCA Specialty Packaging Group of Northbrook, IL; Mar., 1995.
Pamphlet entitled "Classic Carry-Out Meal Delivery System—An Extraordinary New Way to Carry Meals Out" by PCA Specialty Packaging Group of Northbrook, IL, Oct., 1994.

Pamphlet entitled "Classic Carry-Out Containers—Where White Cloth Dining Meets Carry-Out Convenience" by PCA Specialty Packaging Group of Northbrook, IL; Mar., 1995.

Tenneco Packaging Specialty Products Catalog, Summer of 1996.

Photographs of Central Fine Pack Container, Central Fine Pack, Inc. of Fort Wayne, Indiana.

Primary Examiner—Prabhakar G. Deshmukh
Attorney, Agent, or Firm—Arnold, White & Durkee

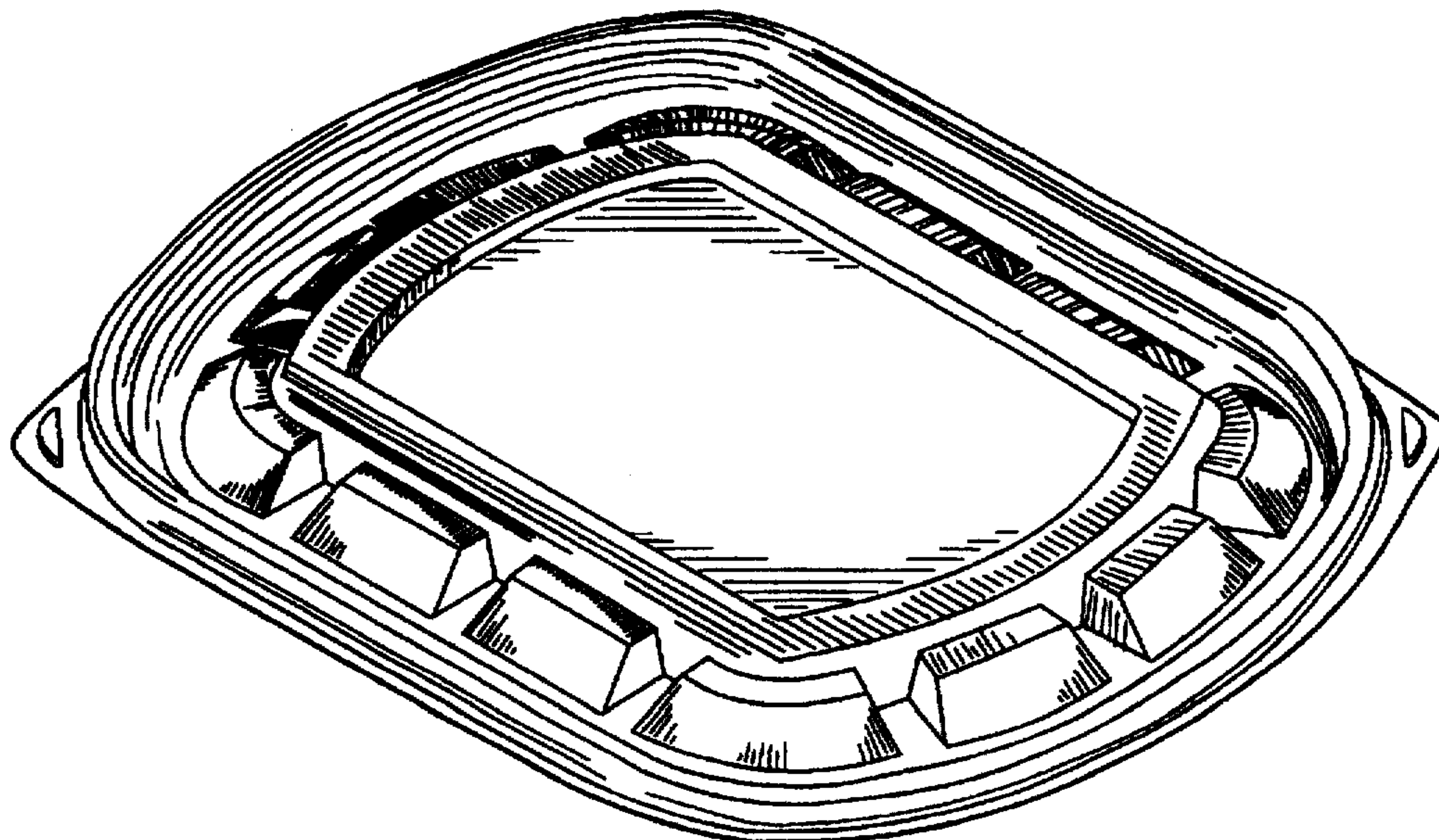
[57] CLAIM

The ornamental design for a lid for a food container, as shown.

DESCRIPTION

FIG. 1 is an isometric view of a lid for a food container showing our new design;
FIG. 2 is a right side elevational view of the lid for a food container shown in FIG. 1;
FIG. 3 is a left side elevational view of the lid for a food container shown in FIG. 1;
FIG. 4 is a rear elevational view of the lid for a food container shown in FIG. 1;
FIG. 5 is a front elevational view of the lid for a food container shown in FIG. 1;
FIG. 6 is a top plan view of the lid for a food container shown in FIG. 1; and,
FIG. 7 is a bottom plan view of the lid for a food container shown in FIG. 1.

1 Claim, 5 Drawing Sheets



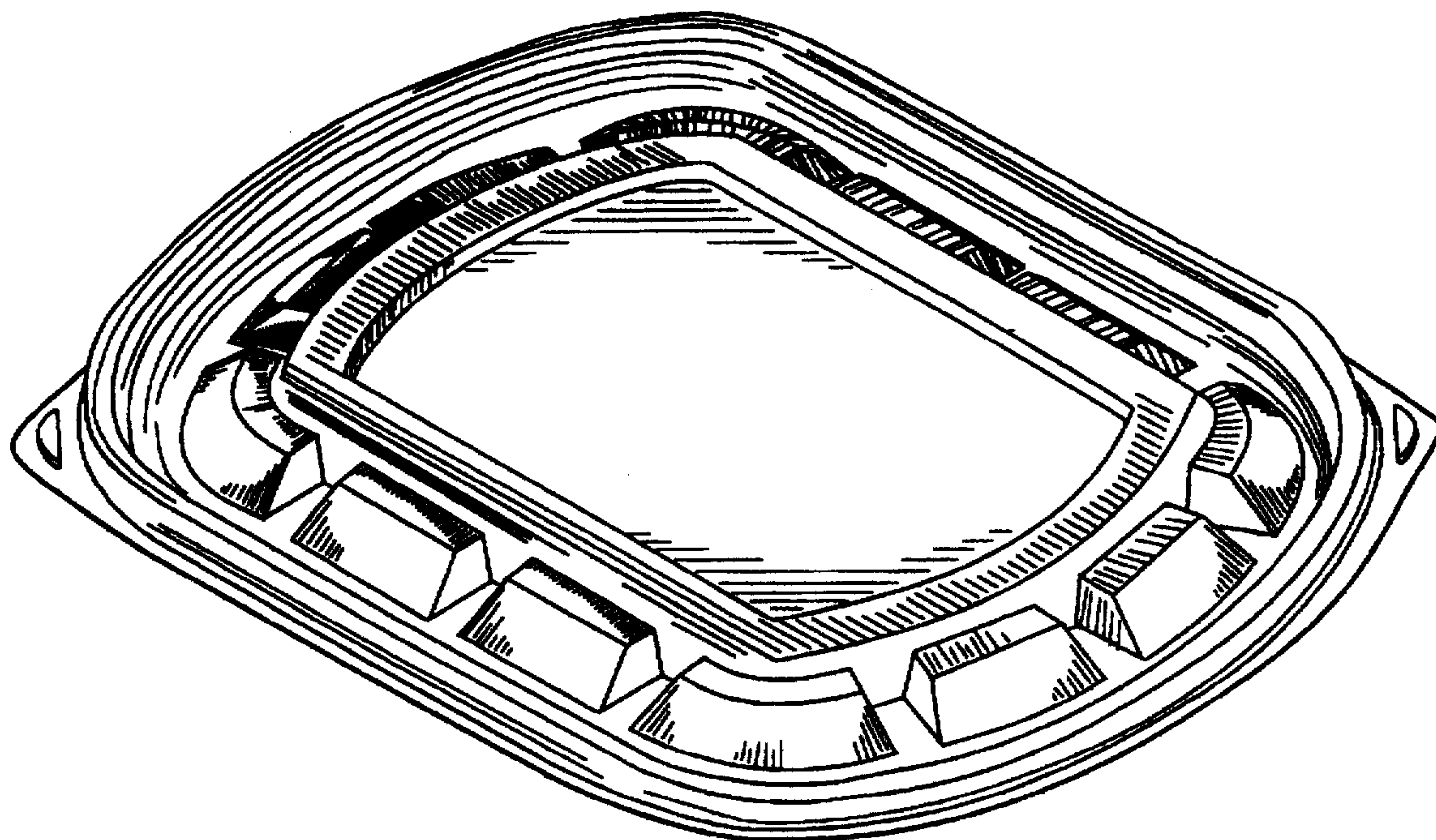


Fig. 1




Fig. 2




Fig. 3




Fig. 4




Fig. 5

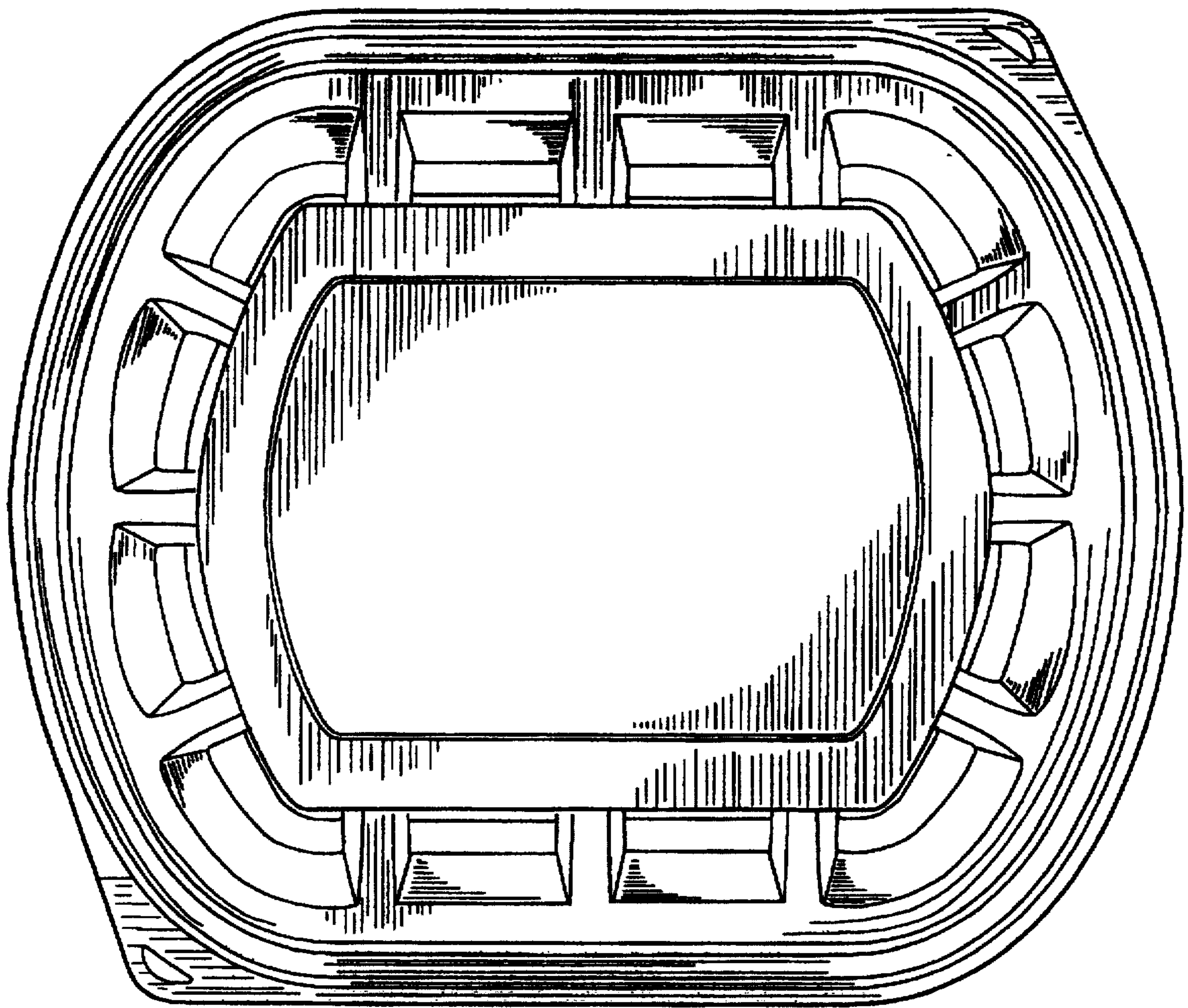


Fig. 6

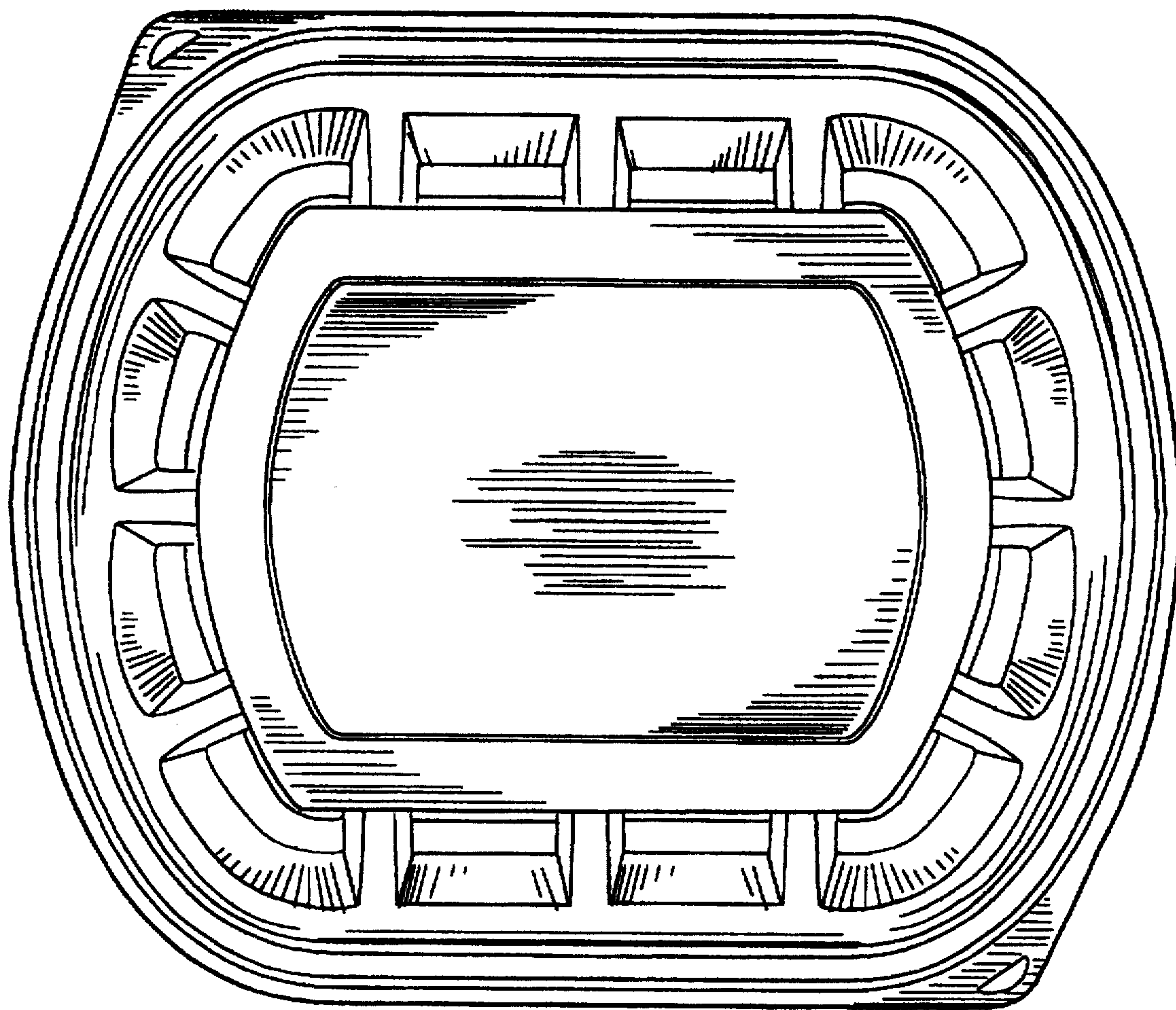


Fig. 7