



US00D389044S

United States Patent [19]
Smiley et al.

[11] **Patent Number:** **Des. 389,044**
[45] **Date of Patent:** ****Jan. 13, 1998**

[54] **WINDOW TREATMENT ACCESSORY**
[75] **Inventors:** **Charles F. Smiley**, Waunakee; **Cindy R. Jaggi**, Verona, both of Wis.
[73] **Assignee:** **Springs Window Fashions Division, Inc.**, Middleton, Wis.
[**] **Term:** **14 Years**
[21] **Appl. No.:** **67,617**
[22] **Filed:** **Feb. 28, 1997**
[51] **LOC (6) Cl.** **08-05**
[52] **U.S. Cl.** **D8/378**
[58] **Field of Search** **D8/378; 428/28; D26/154**

[56] **References Cited**
U.S. PATENT DOCUMENTS
D. 70,745 8/1926 Dlouhy D8/378
OTHER PUBLICATIONS
Interior Design, p. 55, finial located at right of page, Feb. 1992.
Ikea Catalog, p. 145, finial-item A located at right of page, Feb. 1995.

Primary Examiner—Holly Baynham
Attorney, Agent, or Firm—Lerner, David, Littenberg, Krumholz & Mentlik

[57] **CLAIM**
The ornamental design for a window treatment accessory, as shown and described.

DESCRIPTION
FIG. 1 is a perspective view of the claimed window treatment accessory;
FIG. 2 is a top plan view thereof the bottom plan view being a mirror image of the top plan view;
FIG. 3 is a front view thereof the rear view being a mirror image of the front view;
FIG. 4 is a right side view thereof; and,
FIG. 5 is a left side view thereof.
The broken line showing of a cut-away window treatment in FIG. 1 and screws in FIGS. 2, 3 and 5 is for illustrative purposes only and forms no part of the claimed design.

1 Claim, 3 Drawing Sheets

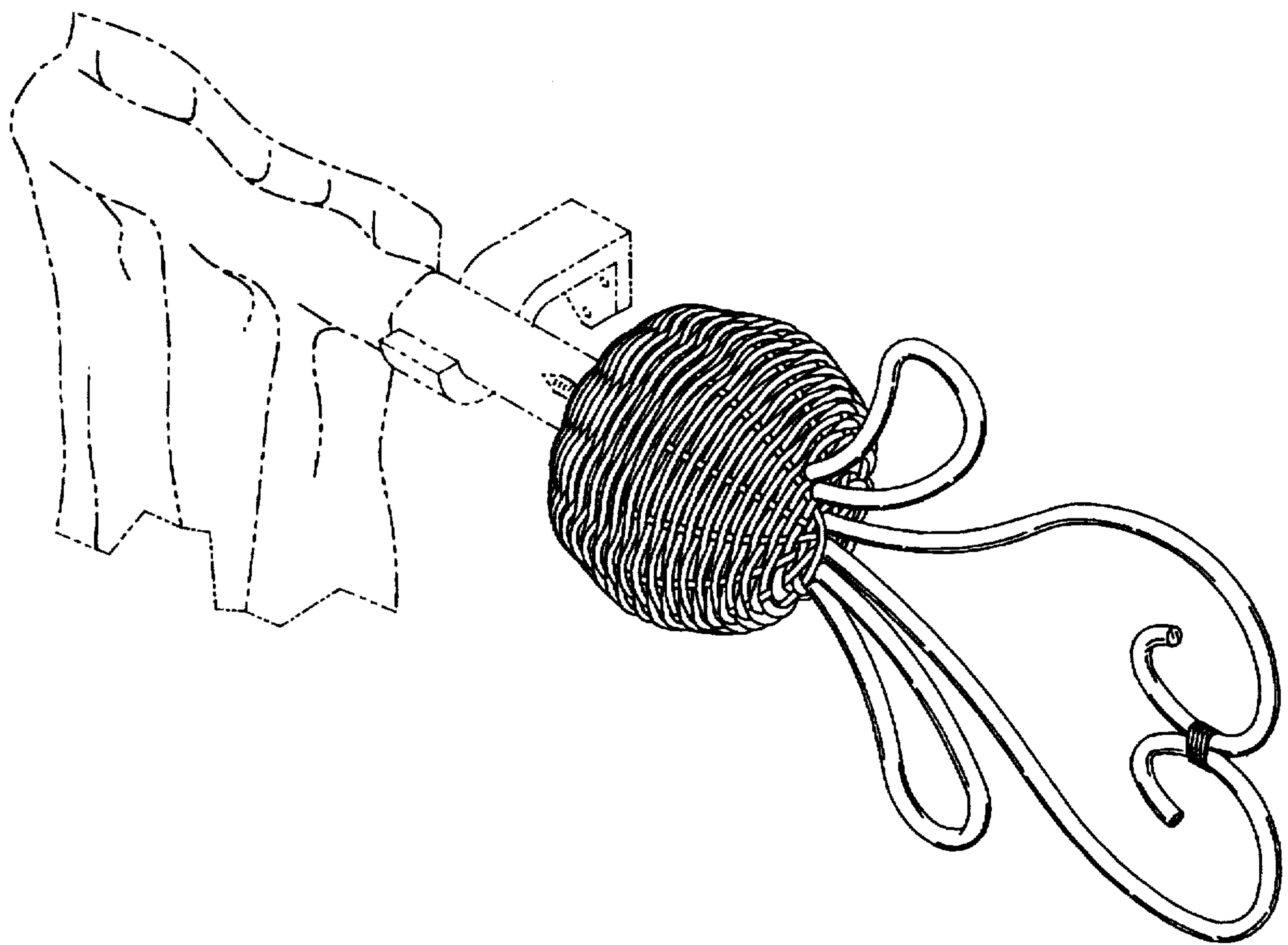


FIG. 1

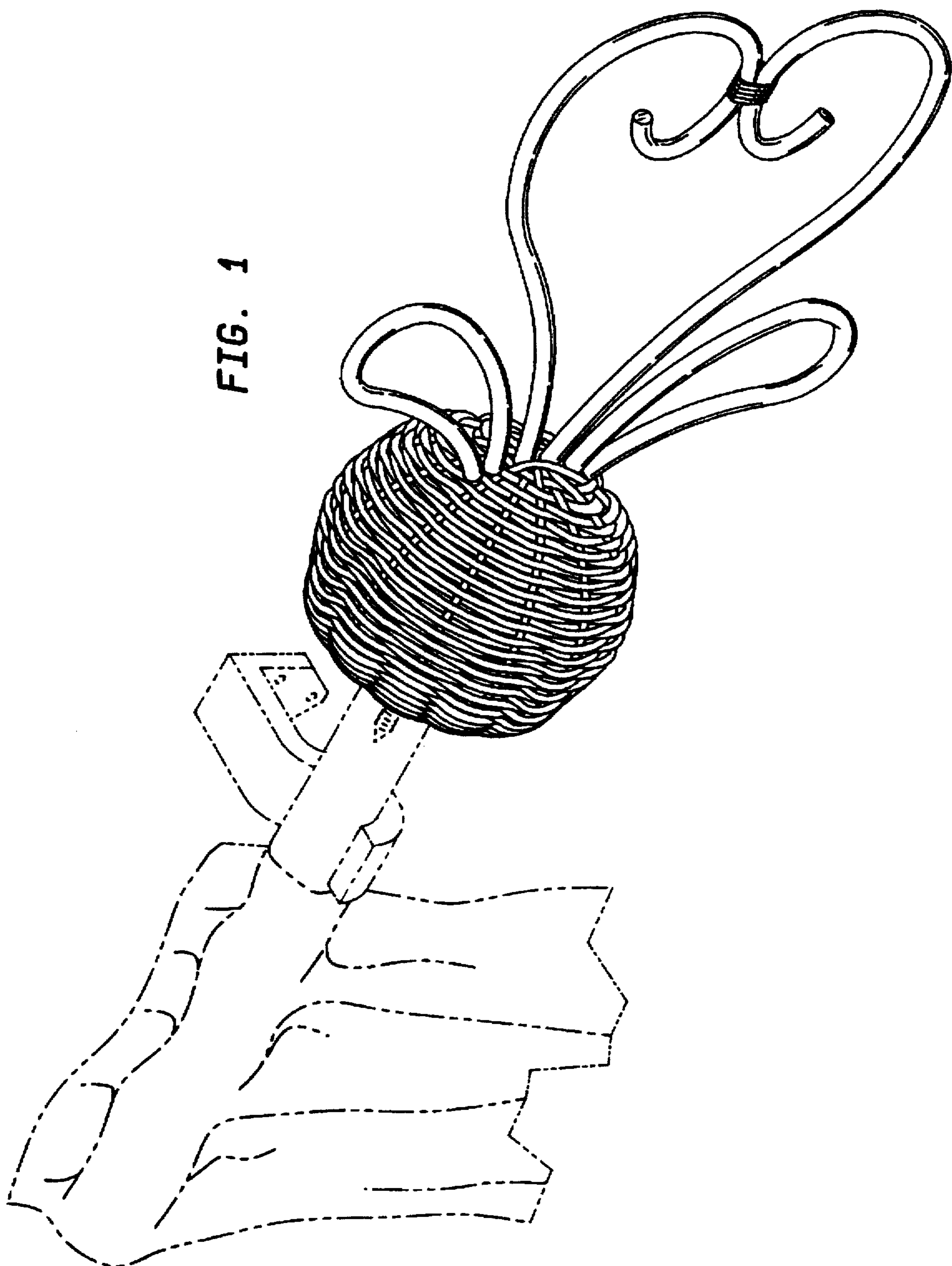


FIG. 2

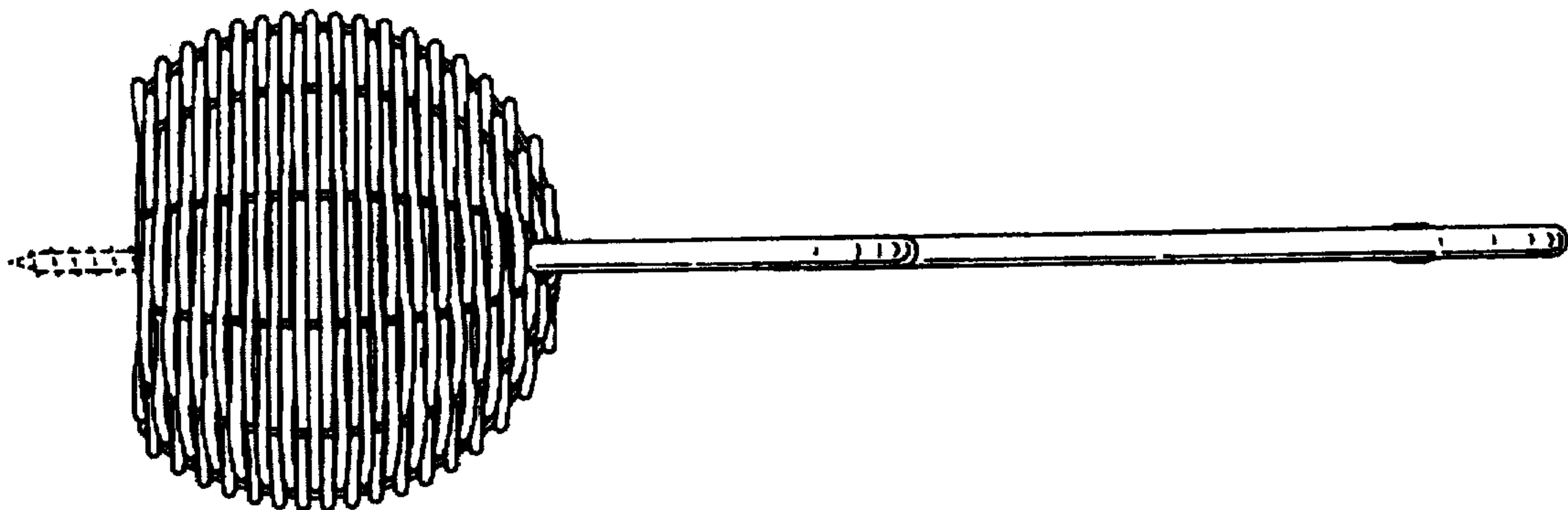


FIG. 3

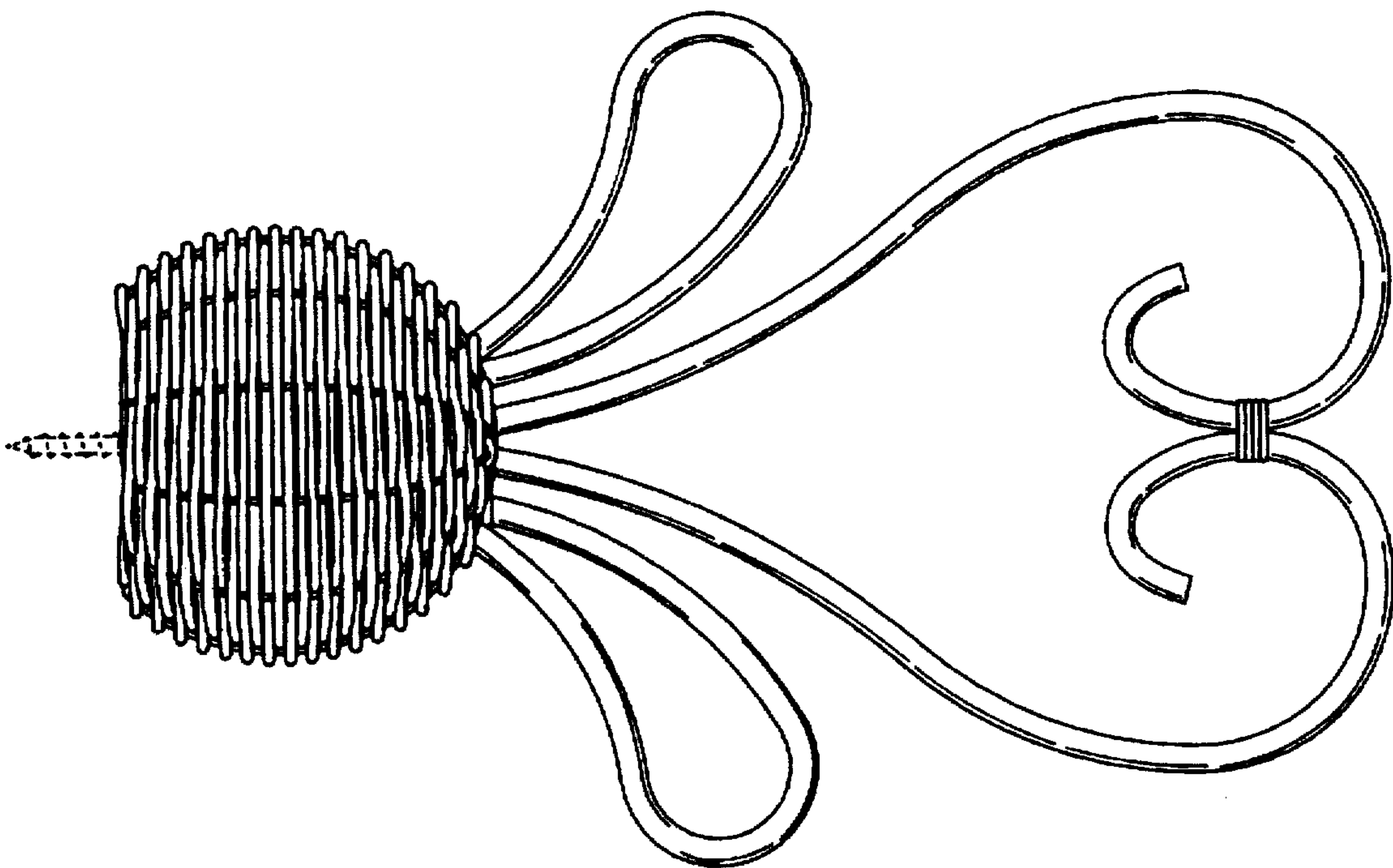


FIG. 4




FIG. 5

