



US00D389039S

# United States Patent [19]

[11] Patent Number: **Des. 389,039**

Smiley et al.

[45] Date of Patent: **\*\*Jan. 13, 1998**

[54] **WINDOW TREATMENT ACCESSORY**

[75] Inventors: **Charles F. Smiley**, Waunakee; **Cindy R. Jaggi**, Verona, both of Wis.

[73] Assignee: **Springs Window Fashions Division, Inc.**, Middleton, Wis.

[\*\*] Term: **14 Years**

[21] Appl. No.: **67,634**

[22] Filed: **Feb. 28, 1997**

[51] LOC (6) Cl. .... **08-05**

[52] U.S. Cl. .... **D8/376**

[58] Field of Search ..... D8/378, 380-381,  
D8/376; 428/28

[56] **References Cited**

**PUBLICATIONS**

Sweets catalog ornamental mouldings catalog, p. 7, corbel, item A located at bottom of page, Feb. 1993.

Sweets catalog-Hartman-Sanders mfg., p. 3, corbel circled at right of page, Feb. 1993.

Sweets Catalog-The Crowning touch mfg., pl 19, corbel bracker item brk 12 at bottom of page, Feb. 1993.

*Primary Examiner*—Holly Baynham  
*Attorney, Agent, or Firm*—Lerner, David, Littenberg, Krumholz & Mentlik

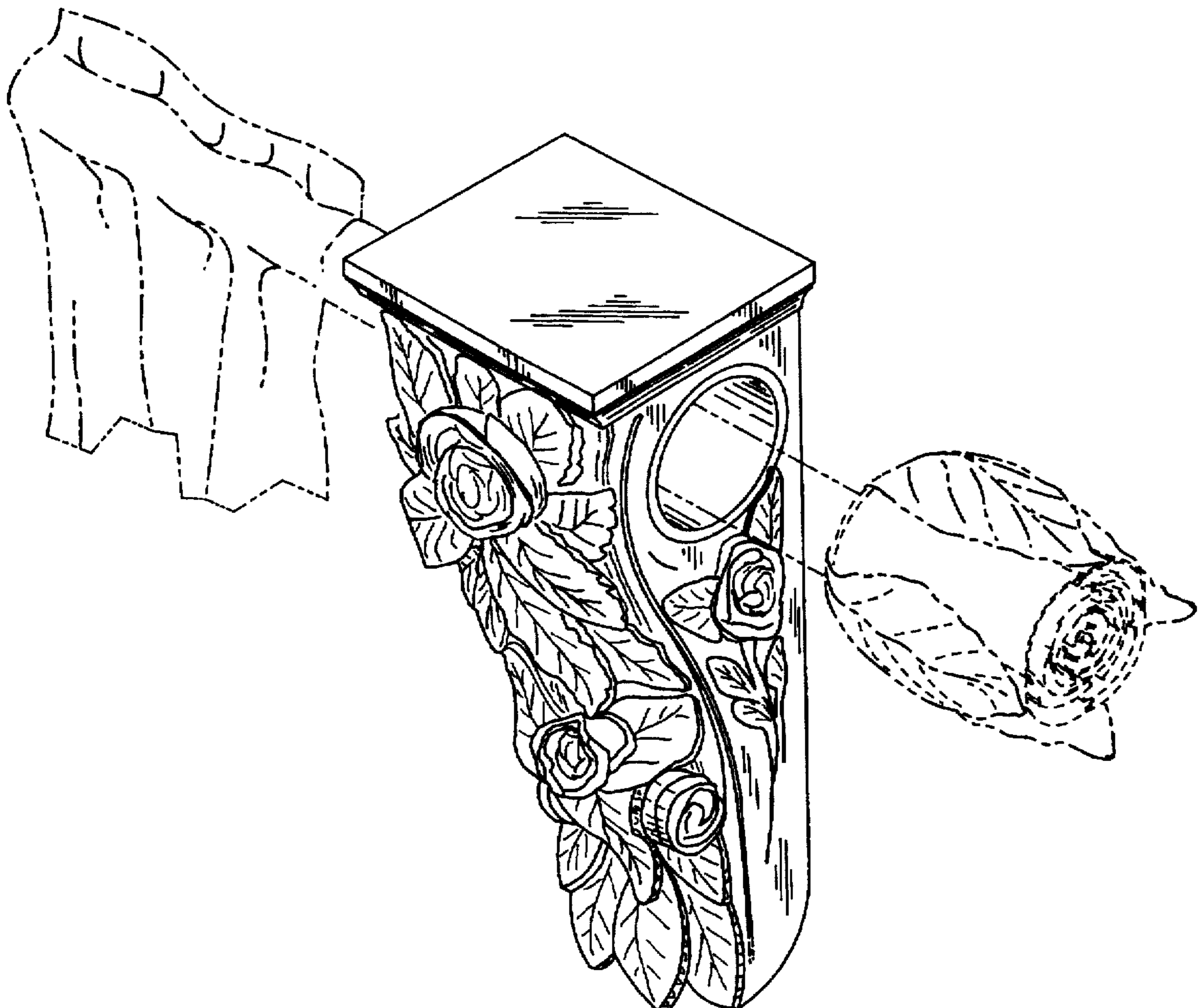
[57] **CLAIM**

The ornamental design for a window treatment accessory, as shown and described.

**DESCRIPTION**

FIG. 1 is a perspective view of the claimed window treatment accessory;  
FIG. 2 is a top plan view thereof;  
FIG. 3 is a bottom plan view thereof;  
FIG. 4 is a front view thereof;  
FIG. 5 is a rear view thereof; and,  
FIG. 6 is a right side view thereof the left side view being a mirror image of the right side view.  
The broken line showing of a cut-away portion of window treatment in FIG. 1 and the mounting in FIG. 5 is for illustrative purposes only and forms no part of the claimed design.

**1 Claim, 3 Drawing Sheets**



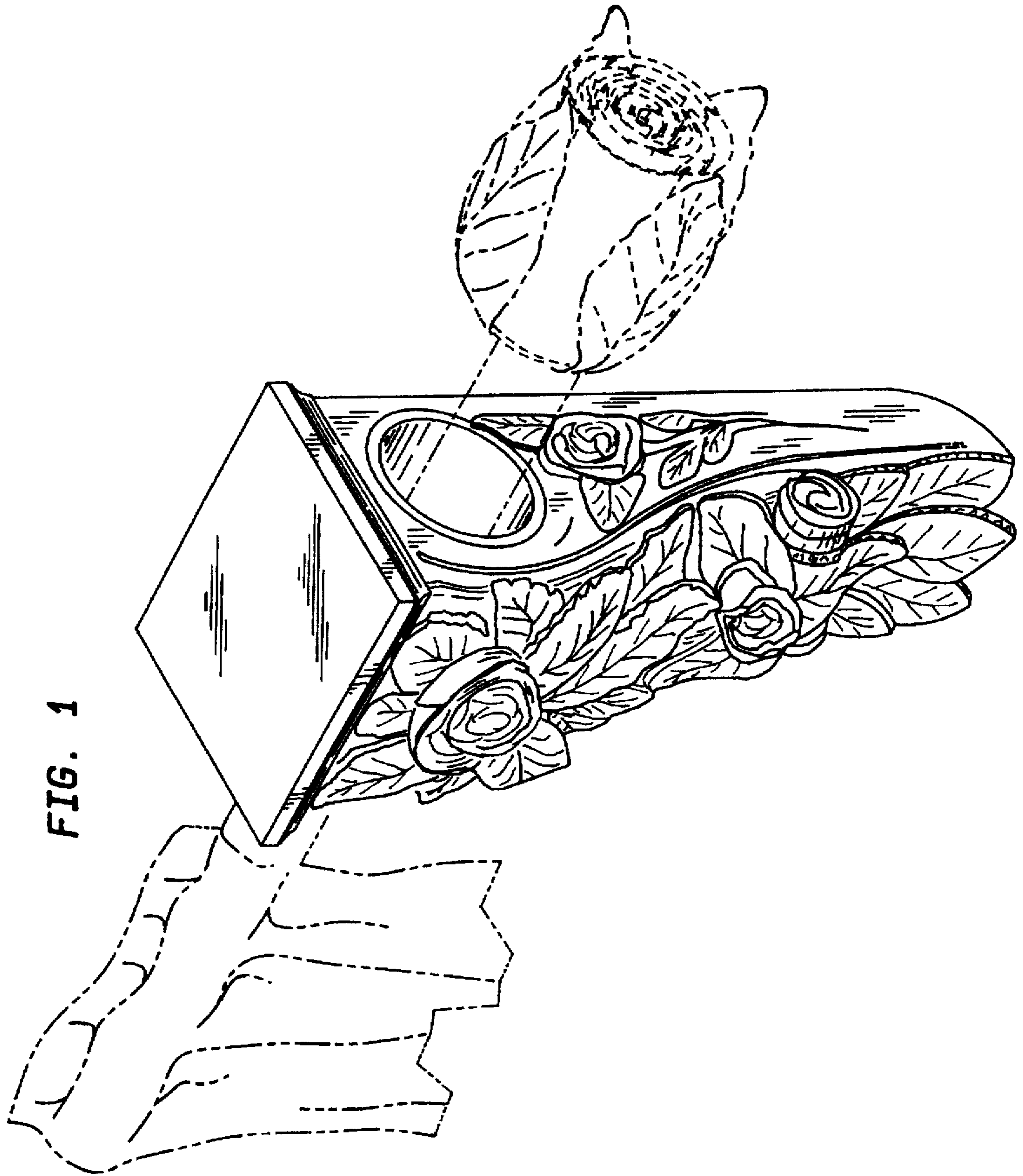


FIG. 1

FIG. 2

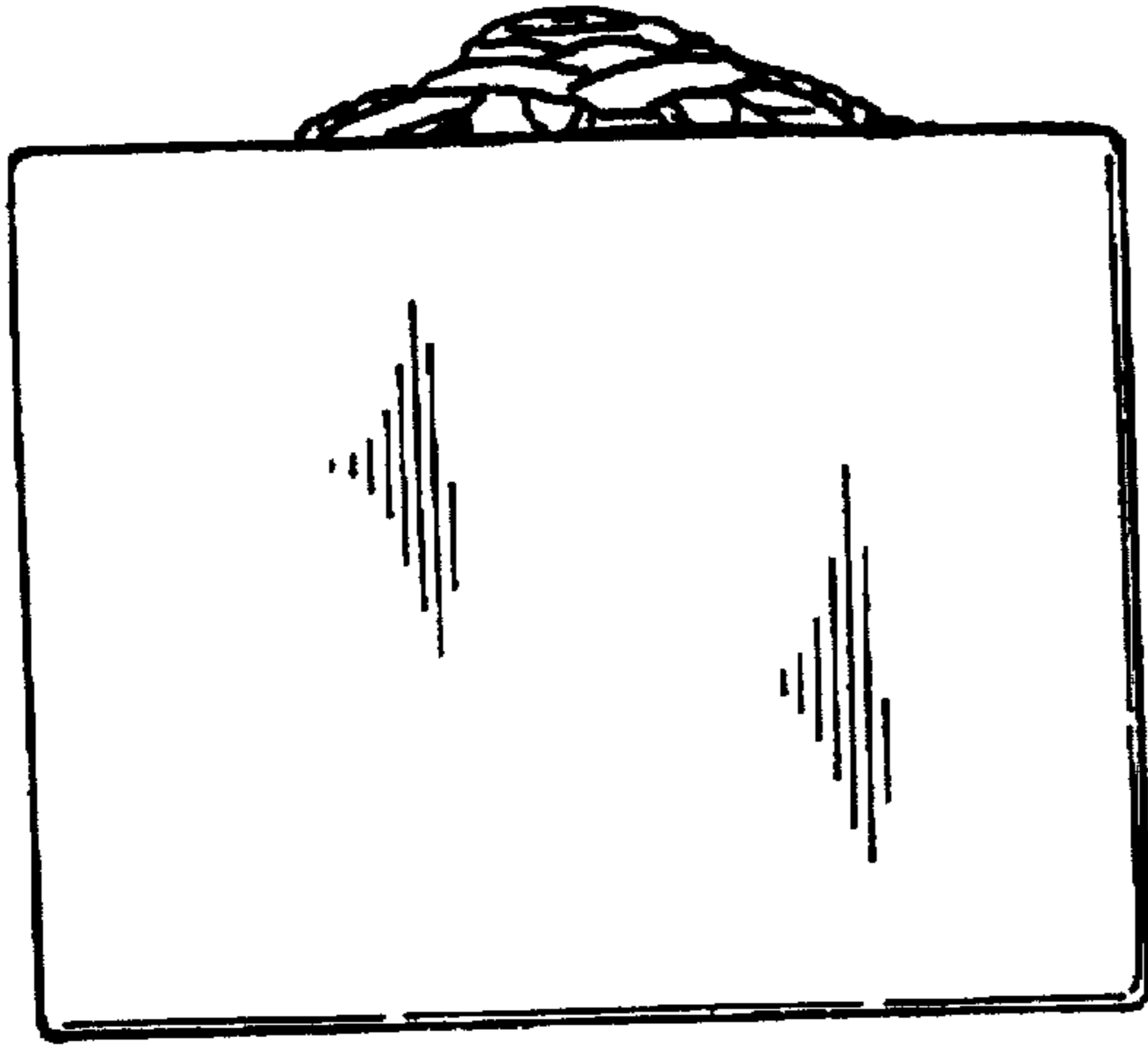


FIG. 3



FIG. 4




FIG. 5

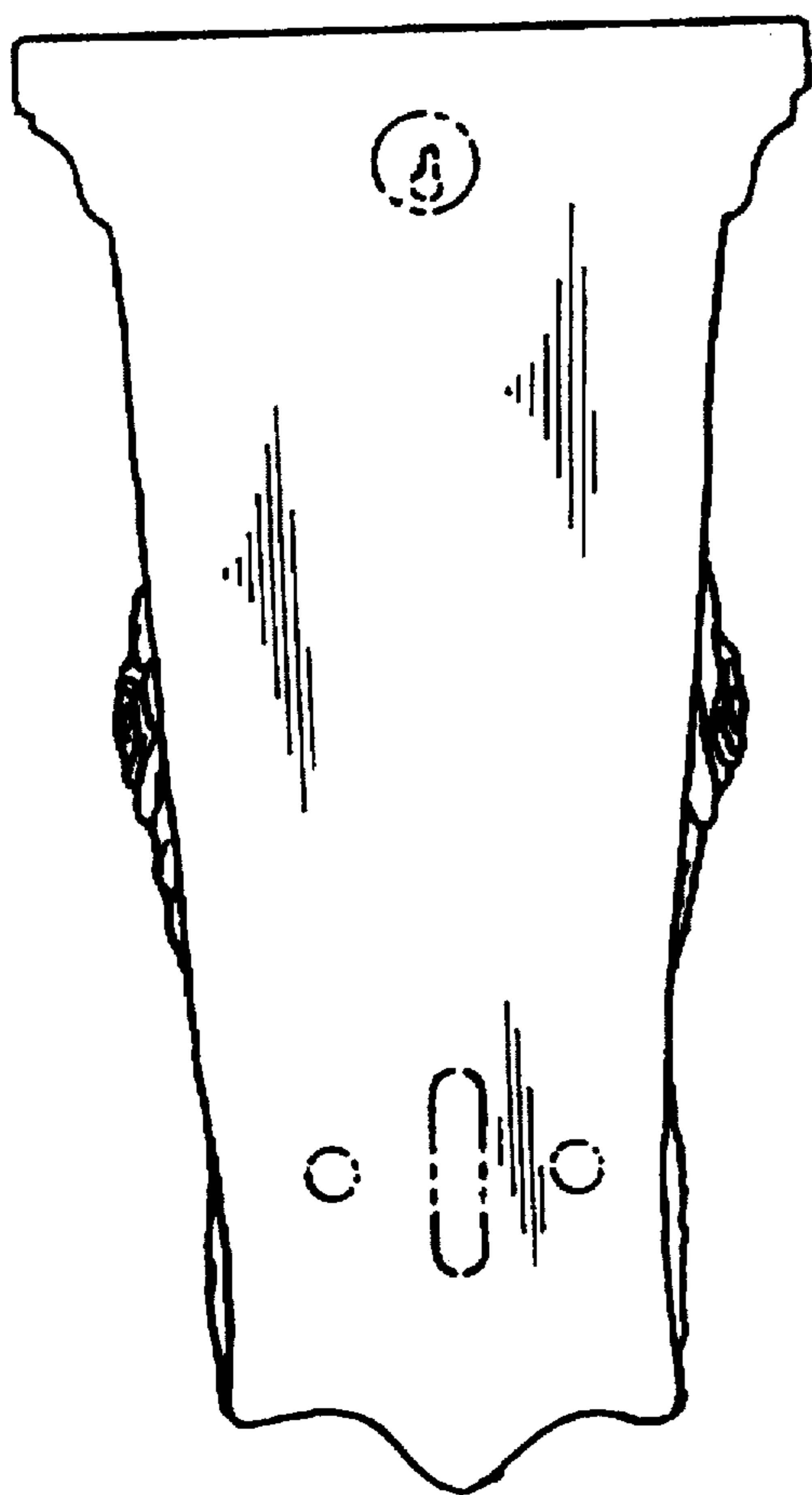


FIG. 6

