



US00D389036S

United States Patent [19]
Smiley et al.

[11] **Patent Number: Des. 389,036**
[45] **Date of Patent: **Jan. 13, 1998**

[54] **CURTAIN ROD HOLDER**

D. 124,982 2/1941 Schoenfeld D8/368
2,053,332 9/1936 Gossner 160/349.2

[75] Inventors: **Charles F. Smiley, Waunakee; Cindy R. Jaggi, Verona, both of Wis.**

Primary Examiner—Holly Baynham
Attorney, Agent, or Firm—Lerner, David, Littenberg, Krumholz & Mentlik

[73] Assignee: **Springs Window Fashions Division, Inc., Middleton, Wis.**

[57] **CLAIM**

[**] Term: **14 Years**

The ornamental design for a curtain rod holder, as shown and described.

[21] Appl. No.: **67,520**

DESCRIPTION

[22] Filed: **Feb. 28, 1997**

FIG. 1 is a perspective view of the claimed curtain rod holder;

[51] LOC (6) Cl. **08-05**

FIG. 2 is a top plan view thereof;

[52] U.S. Cl. **D8/370; D8/363**

FIG. 3 is a bottom plan view thereof;

[58] Field of Search **D8/367, 373, 368-369, D8/370, 363; 248/301-304, 214-215, 339; 160/349.1, 349.2**

FIG. 4 is a front view thereof;

FIG. 5 is a rear view thereof; and,

FIG. 6 is a right side view thereof the left side view being a mirror image of the right side view.

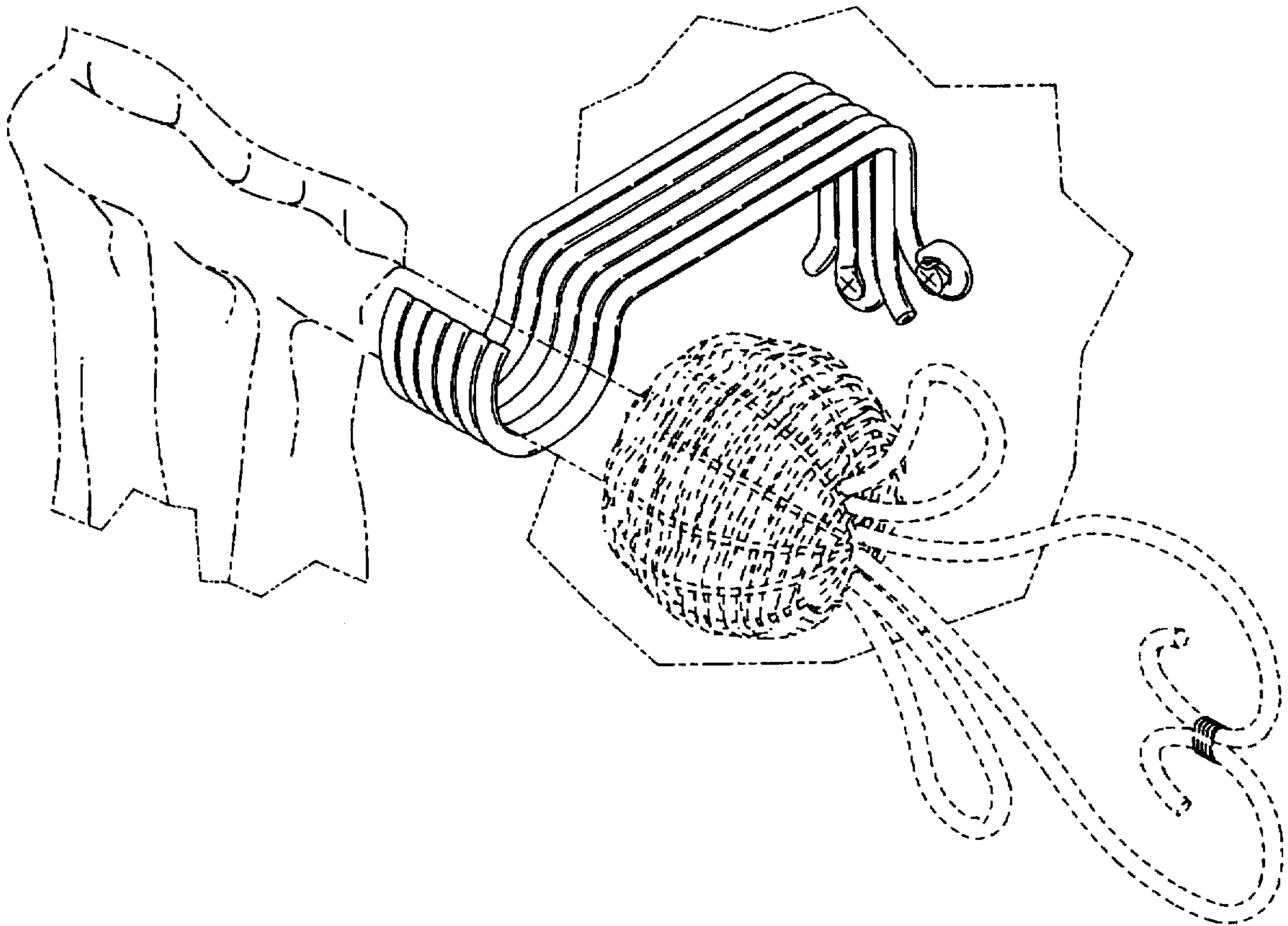
[56] **References Cited**

The broken line showing of a finial and fragmented portions of a wall, curtain and rod is for illustrative purposes only and forms no part of the claimed design.

U.S. PATENT DOCUMENTS

D. 24,287 5/1895 Snedden D8/370
D. 31,995 12/1899 Alker D8/370

1 Claim, 2 Drawing Sheets



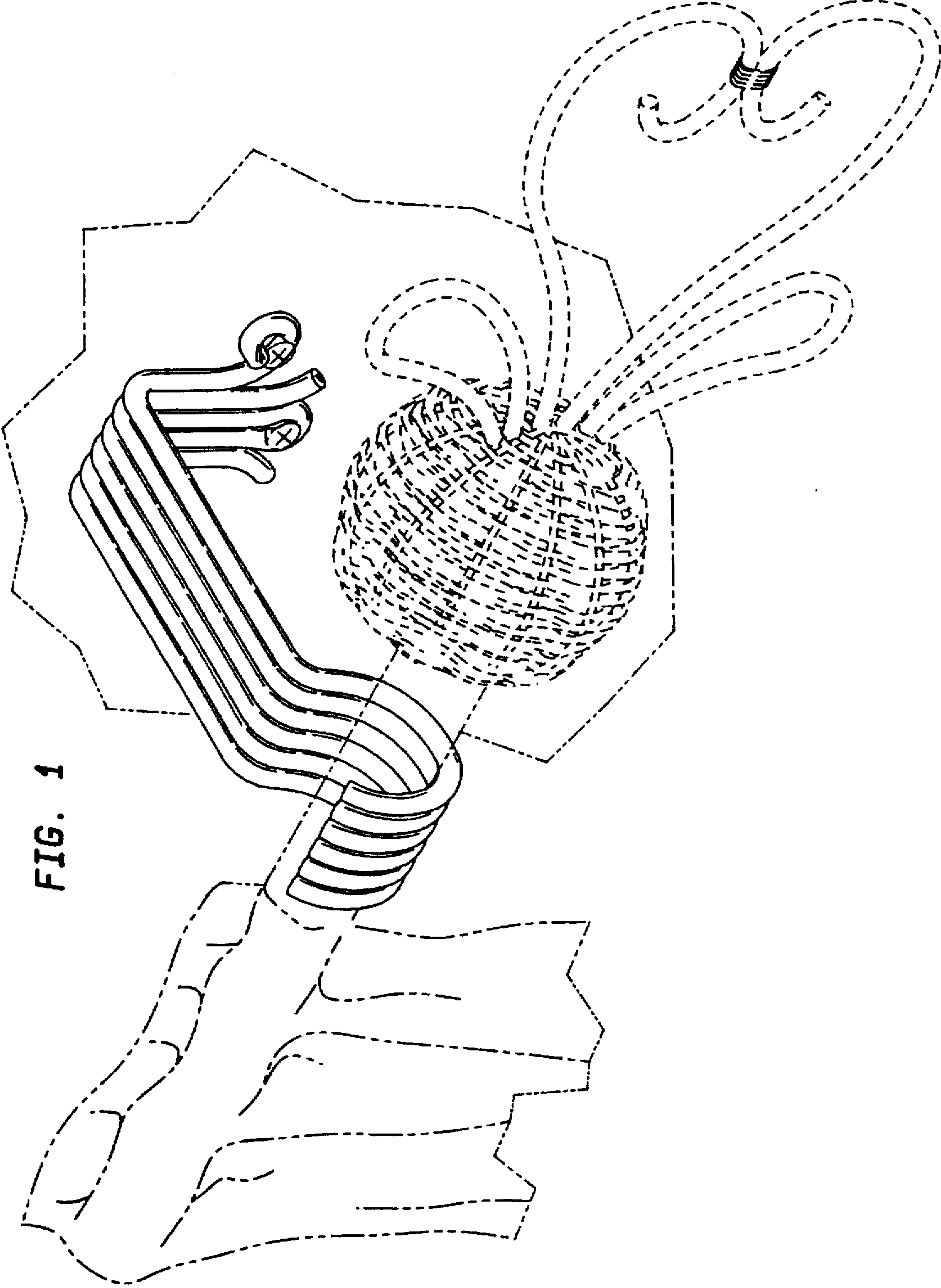


FIG. 1

FIG. 2

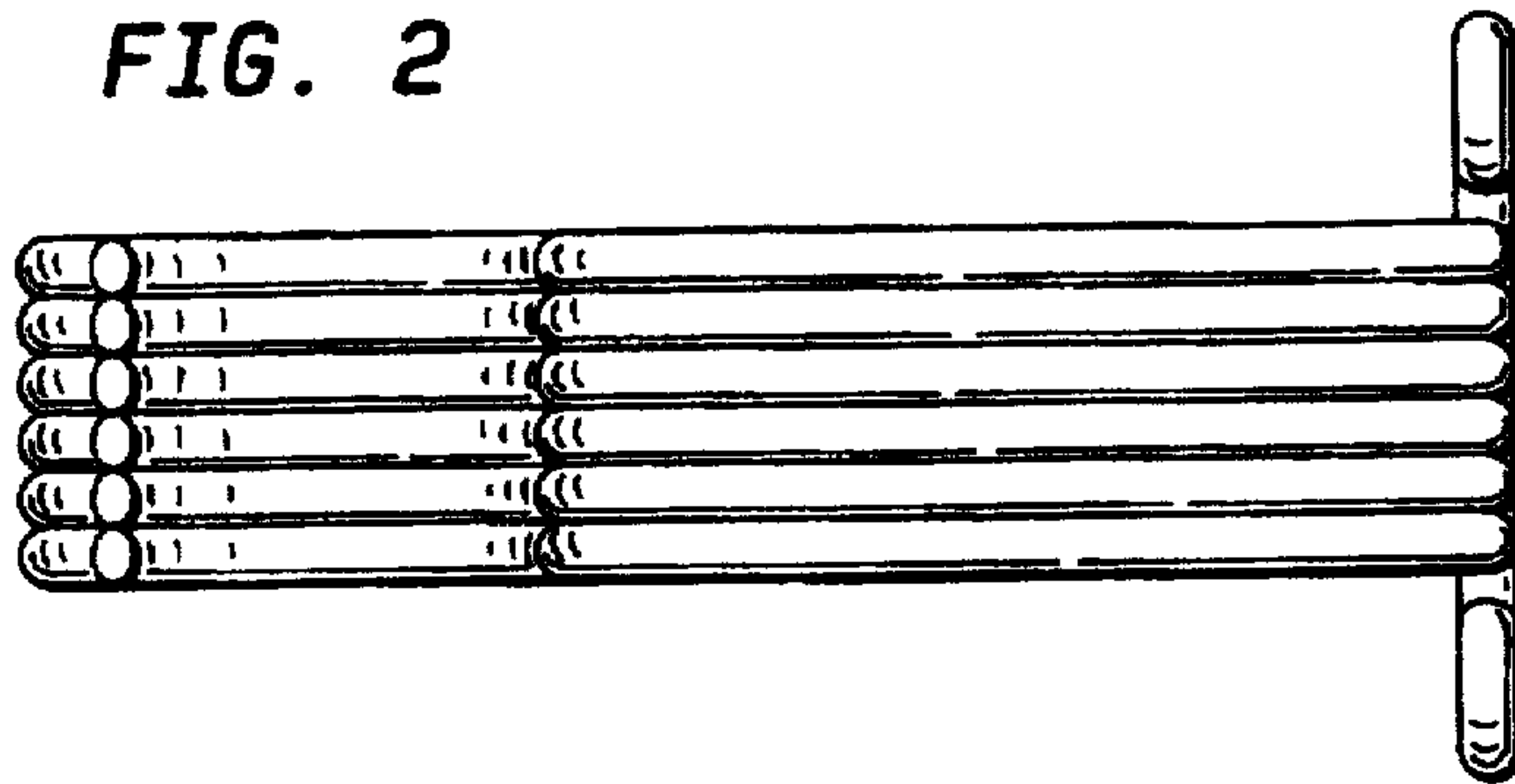


FIG. 3

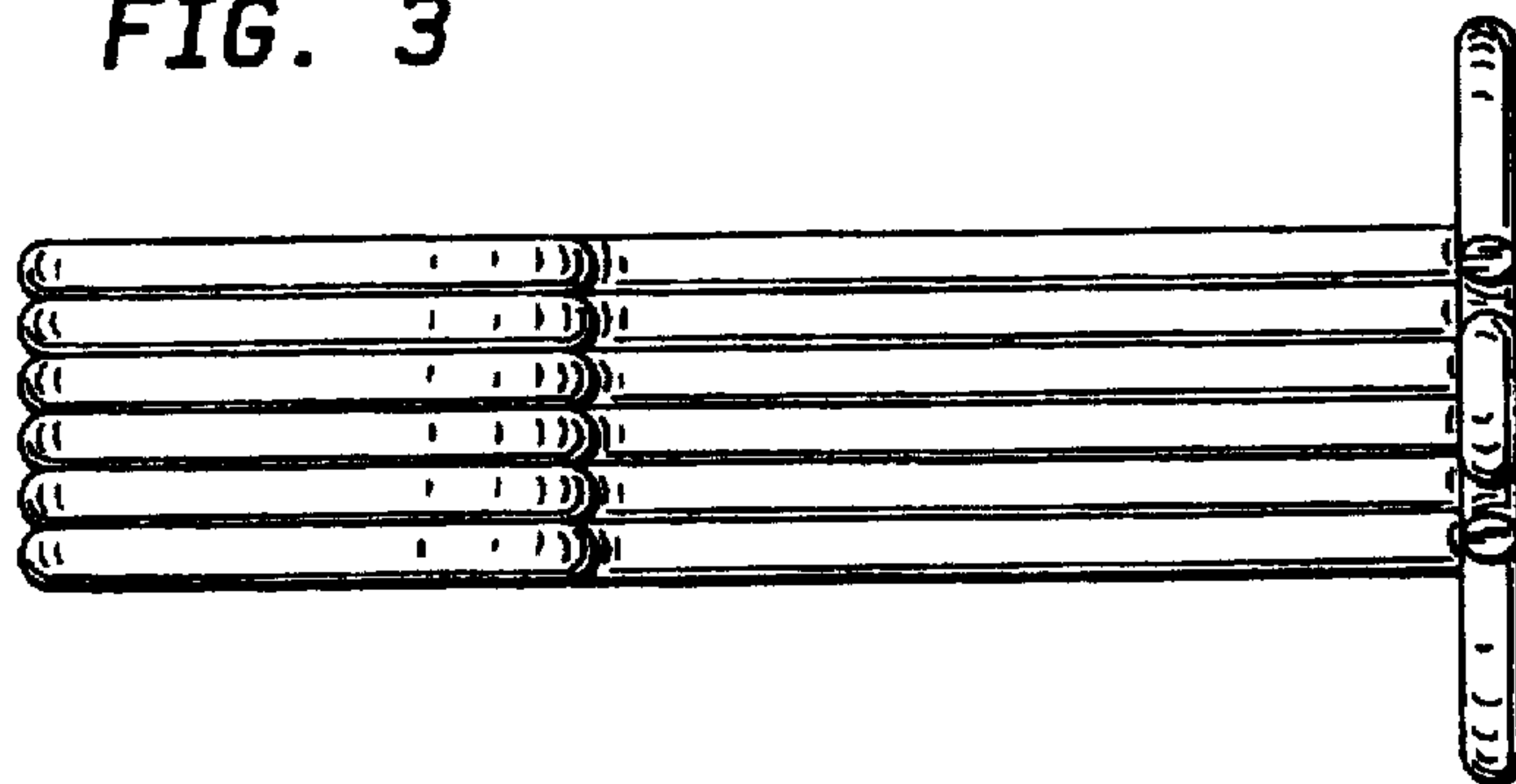


FIG. 4




FIG. 5




FIG. 6

