



US00D389032S

# United States Patent [19]

[11] Patent Number: **Des. 389,032**

**Lu**

[45] Date of Patent: **\*\*Jan. 13, 1998**

[54] **LOCK**

4,331,012 5/1982 Swisher ..... 70/164  
4,674,304 6/1987 Guiler ..... 70/164

[76] Inventor: **Chien-Chzh Lu**, No. 24, Chi-An St.,  
Kang-Shan Chen, Kaohsiung Hsien,  
Taiwan

*Primary Examiner*—Brian N. Vinson  
*Attorney, Agent, or Firm*—Varndell Legal Group

[\*\*] Term: **14 Years**

[57] **CLAIM**

The ornamental design for lock, as shown and described.

[21] Appl. No.: **63,782**

**DESCRIPTION**

[22] Filed: **Dec. 16, 1996**

[51] LOC (6) Cl. .... **08-07**

FIG. 1 is a perspective view of lock showing my new design thereof;

[52] U.S. Cl. .... **D8/333**

FIG. 2 is a front elevational view thereof;

[58] Field of Search ..... D8/330-331, 333;  
70/14, 57, 15-16, 158, 163, 164, 233

FIG. 3 is a rear elevational view thereof;

FIG. 4 is a left side elevational view thereof;

FIG. 5 is a right side elevational view thereof;

FIG. 6 is a top plan view thereof; and,

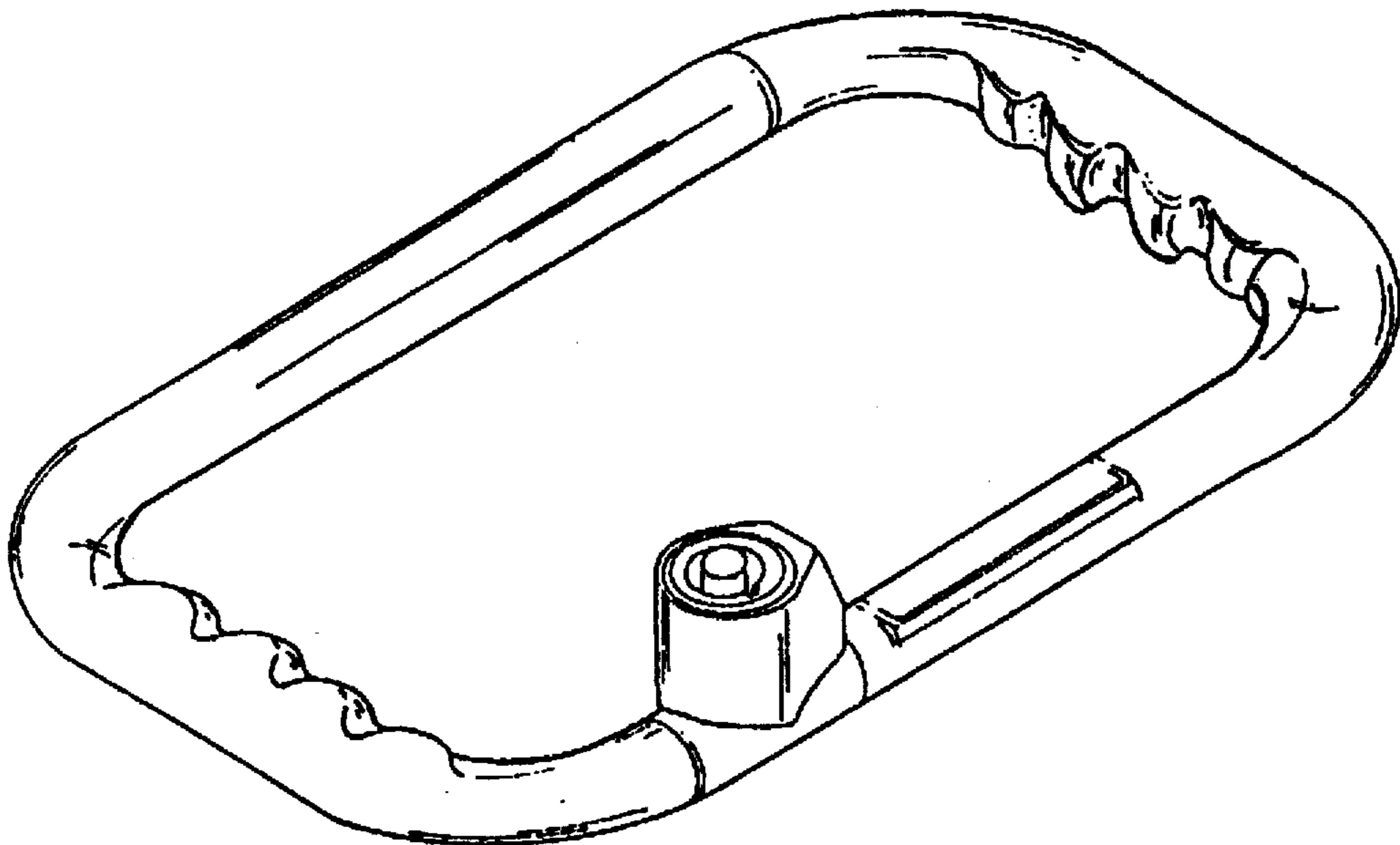
FIG. 7 is a bottom plan view thereof.

[56] **References Cited**

**U.S. PATENT DOCUMENTS**

D. 351,778 10/1994 Kuo ..... D8/333  
D. 357,937 5/1995 Kuo ..... D8/333

**1 Claim, 4 Drawing Sheets**



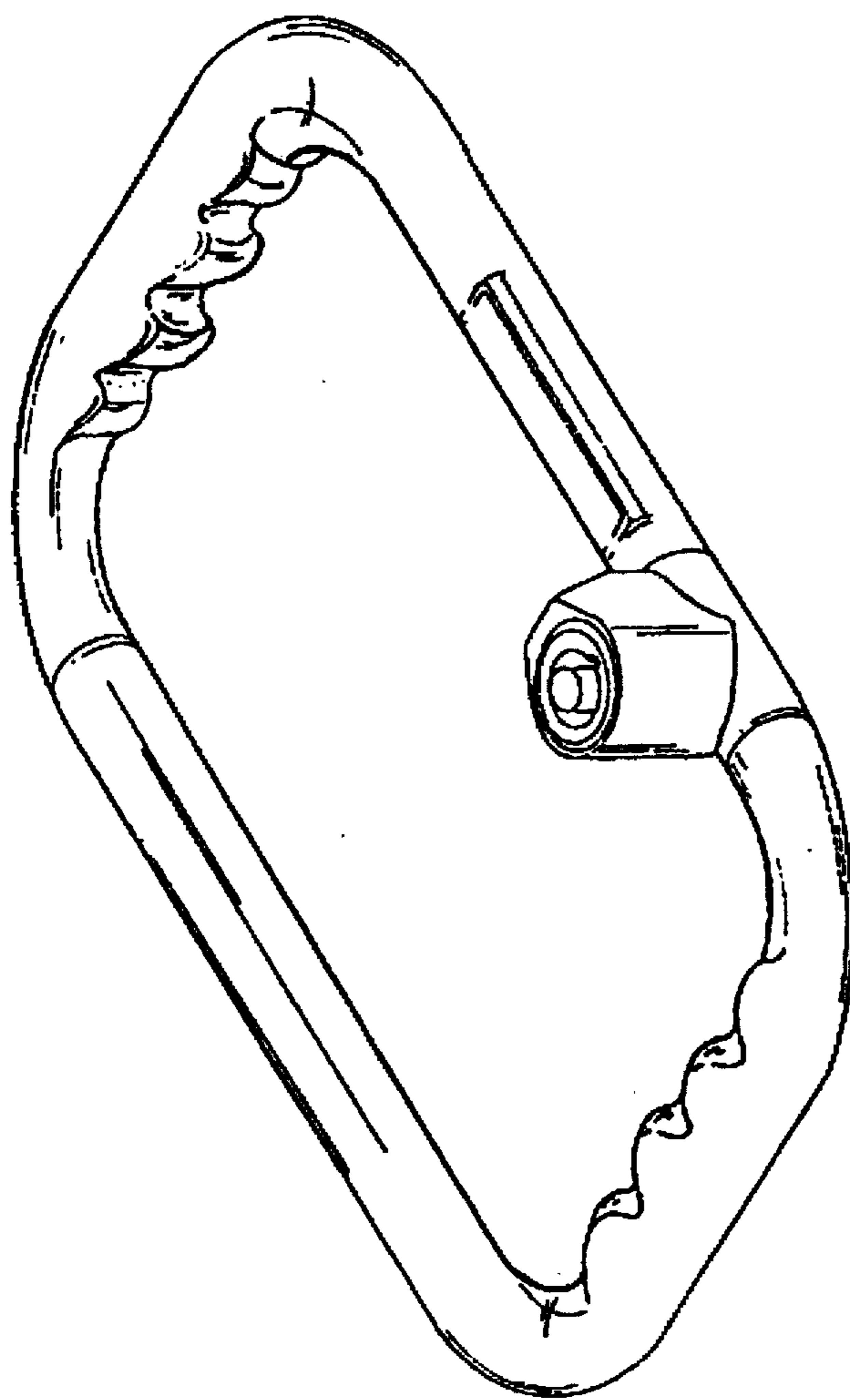


FIG. 1

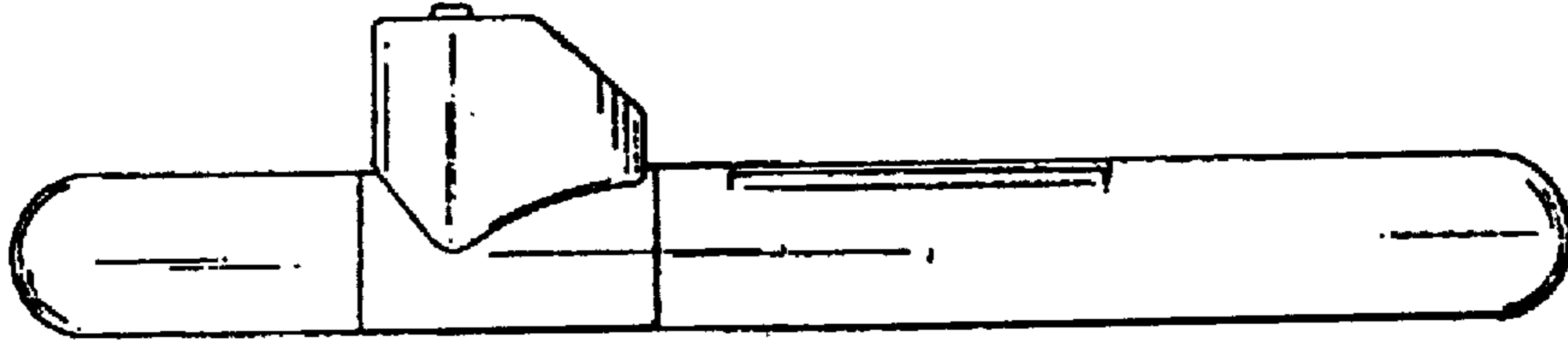


FIG. 2




FIG. 3




FIG. 5




FIG. 4




FIG. 6




FIG. 7