



US00D389022S

United States Patent [19]
Rausch

[11] **Patent Number: Des. 389,022**
[45] **Date of Patent: **Jan. 13, 1998**

[54] **LUNCH CONTAINER**

[75] **Inventor: Kevin Rausch, Wooster, Ohio**

[73] **Assignee: Rubbermaid Specialty Products Inc.,
Wooster, Ohio**

[**] **Term: 14 Years**

[21] **Appl. No.: 62,300**

[22] **Filed: Nov. 12, 1996**

[51] **LOC (6) Cl. 11-02**

[52] **U.S. Cl. D7/710; D3/271; D7/606**

[58] **Field of Search D7/605, 606, 709,
D7/710; D3/235, 270, 271; 62/457.1, 457.7,
371; 206/545, 549, 541, 548, 457**

[56] **References Cited**

U.S. PATENT DOCUMENTS

D. 324,154	2/1992	Embree	D7/605
D. 341,294	11/1993	Doxey	D7/626
D. 344,877	3/1994	Doxey	D7/709
D. 349,633	8/1994	Krupa	.	
2,672,232	3/1954	Kessell, Jr.	206/4
5,054,611	10/1991	Russomanno et al.	206/45.28
5,366,106	11/1994	Kahl	220/555
5,427,265	6/1995	Cautereels et al.	220/318

OTHER PUBLICATIONS

Catalog page, Lunch containers; A.K. Das & Co. Kinder Collection, 1809 1/2 North Orangethorp Park, Anaheim, California 92801. Published at lease as early as May, 1992. Advertisement for Metrokane, Lunch containers; "Housewares Furnishings Daily", a Capital/ABC Company, 7 West 34th Street, New York, NY 10021. Publication date May 28, 1990.

Catalog page, Lunch containers; Manuli Plast SPA, Viale Pelle Industrie, 15, 20040 Caponage Milano, Italy. Published at least as early as May, 1992.

Catalog page, Lunch contains. Rubbermaid Specialty Products Inc., 1147 Akron Road, Wooster, Ohio 44691. Publication date 1995.

Pp. 3-9, Lunch containers; Rubbermaid Specialty Products Inc., 1147 Akron Road, Wooster, Ohio 44691. Publication date 1991.

Catalog page, Lunch containers; Rubbermaid Specialty Products Inc., 1147 Akron Road, Wooster, Ohio 44691. Publication date 1995.

Primary Examiner—Terry A. Wallace
Attorney, Agent, or Firm—Richard B. O'Planick; Lisa B. Riedesel

[57] **CLAIM**

The ornamental design for a lunch container, as shown and described.

DESCRIPTION

FIG. 1 is a top left front perspective view of a lunch container showing my new design;

FIG. 2 is a front elevational view thereof;

FIG. 3 is a left side elevational view thereof;


FIG. 4 is a rear elevational view thereof;

FIG. 5 is a right side elevational view thereof;

FIG. 6 is a top plan view thereof; and,

FIG. 7 is a bottom plan view thereof.

1 Claim, 4 Drawing Sheets






FIG. 1




FIG. 2



FIG. 3




FIG. 4



FIG. 5

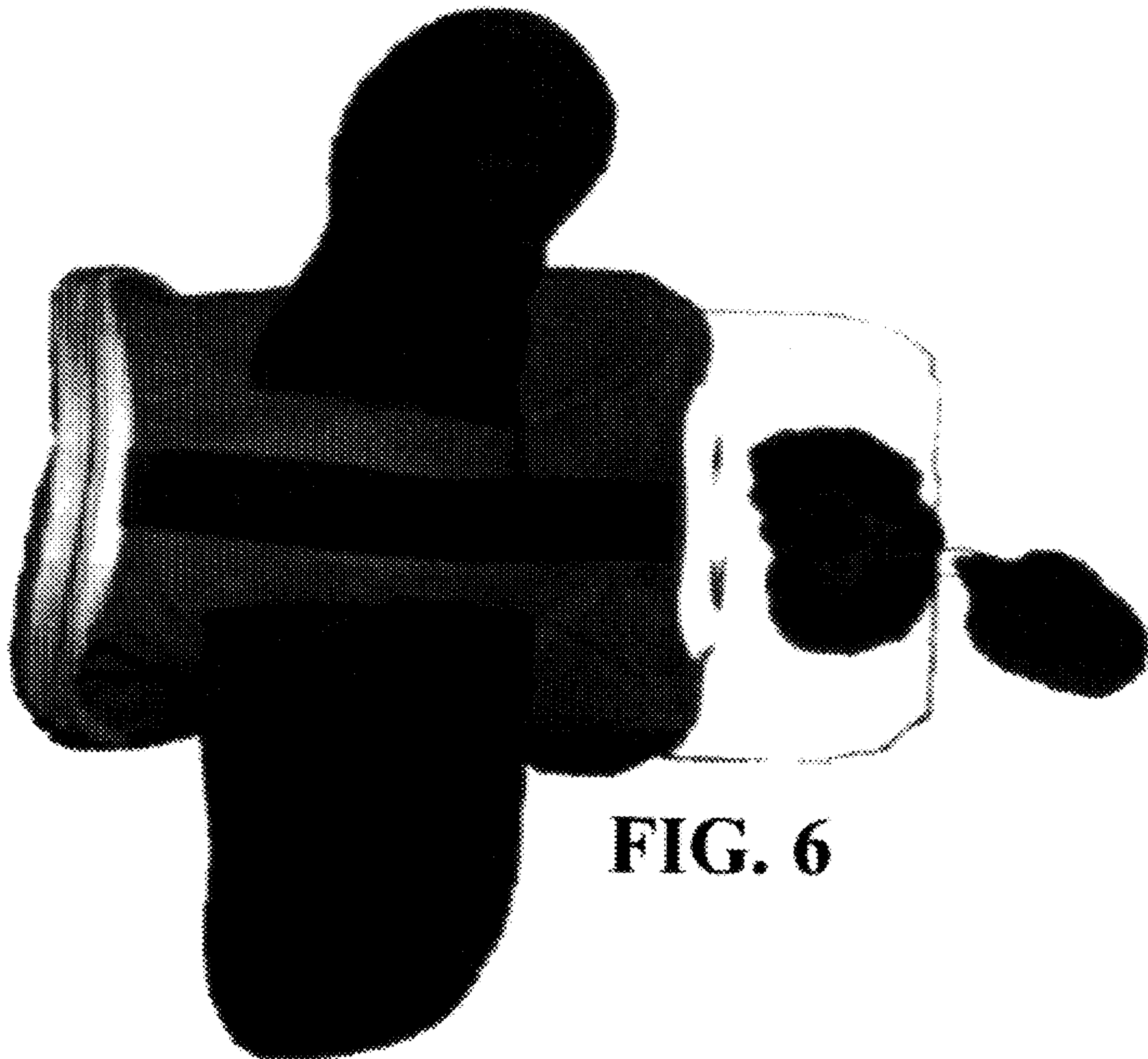


FIG. 6

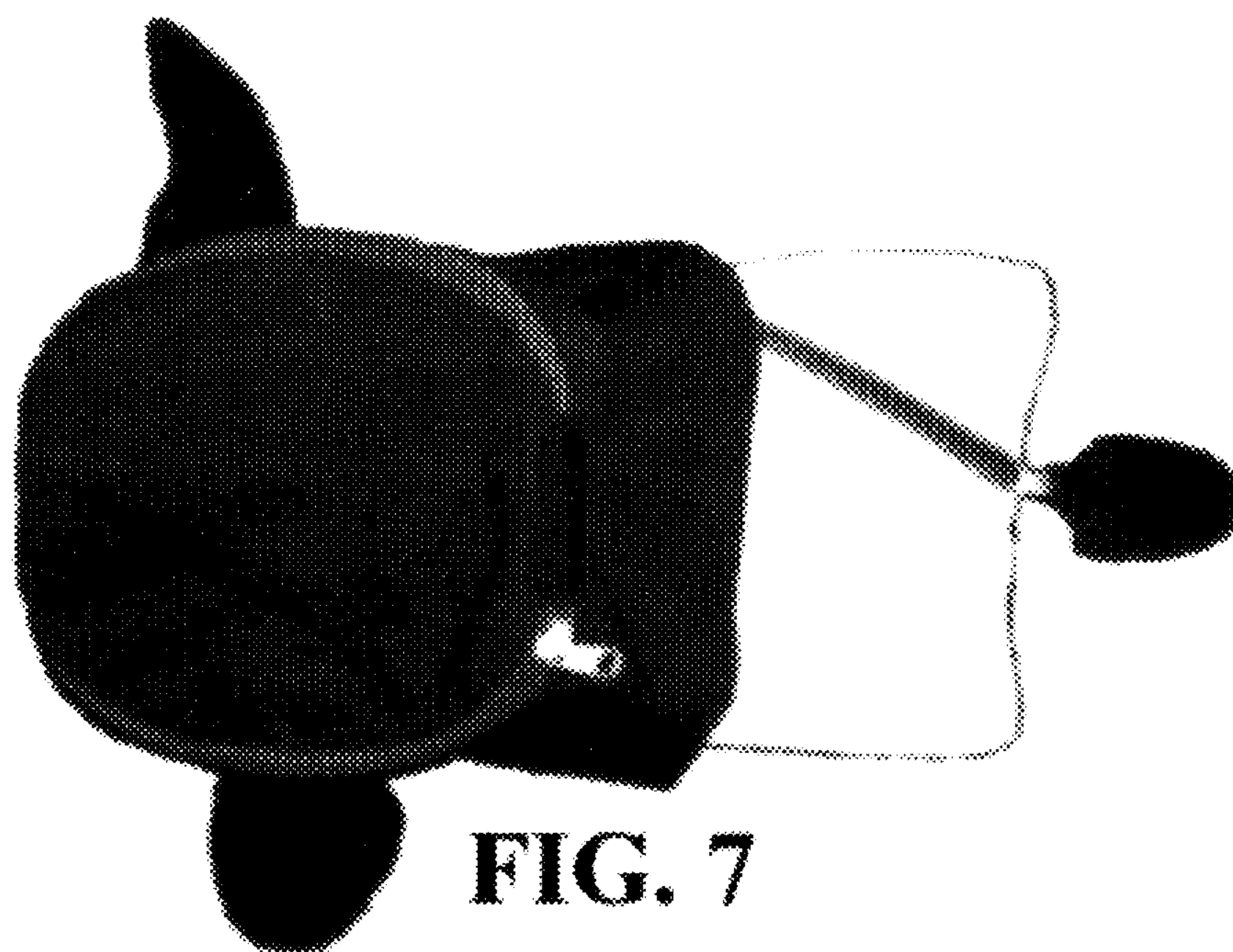


FIG. 7