



US00D389015S

United States Patent [19]

Karroll

[11] Patent Number: **Des. 389,015**

[45] Date of Patent: ****Jan. 13, 1998**

[54] BRIQUETTE RECYCLING SYSTEM

[76] Inventor: **John E. Karroll**, 27470 Crow Rd., Eugene, Oreg. 97402

[**] Term: **14 Years**

[21] Appl. No.: **57,267**

[22] Filed: **Jul. 22, 1996**

[51] LOC (6) Cl. **07-02**

[52] U.S. Cl. **D7/409; D34/1**

[58] Field of Search **D34/1, 5-7; D8/1; D7/409; 99/444, 446; 241/83, 69; 248/94; 209/233**

[56] References Cited

U.S. PATENT DOCUMENTS

D. 259,617	6/1981	Braxton	D7/409
D. 282,139	1/1986	Radford	D7/409
D. 341,292	11/1993	Johnston	D7/409
3,989,028	11/1976	Berger	99/446
4,054,123	10/1977	Corter	D7/409
5,333,540	8/1994	Mazzocchi	99/446

Primary Examiner—Alan P. Douglas
Assistant Examiner—Robin V. Taylor

[57] CLAIM

The ornamental design for a briquette recycling system, as shown.

DESCRIPTION

FIG. 1 is a front view of the briquette recycling system of the present invention;

FIG. 2 is a rear view of the briquette recycling system of FIG. 1;

FIG. 3 is a right side view of the briquette recycling system of FIG. 1;

FIG. 4 is a left side view of the briquette recycling system of FIG. 1;

FIG. 5 is a top view of the briquette recycling system of FIG. 1; and,

FIG. 6 is a bottom view of the briquette recycling system of FIG. 1.

1 Claim, 3 Drawing Sheets


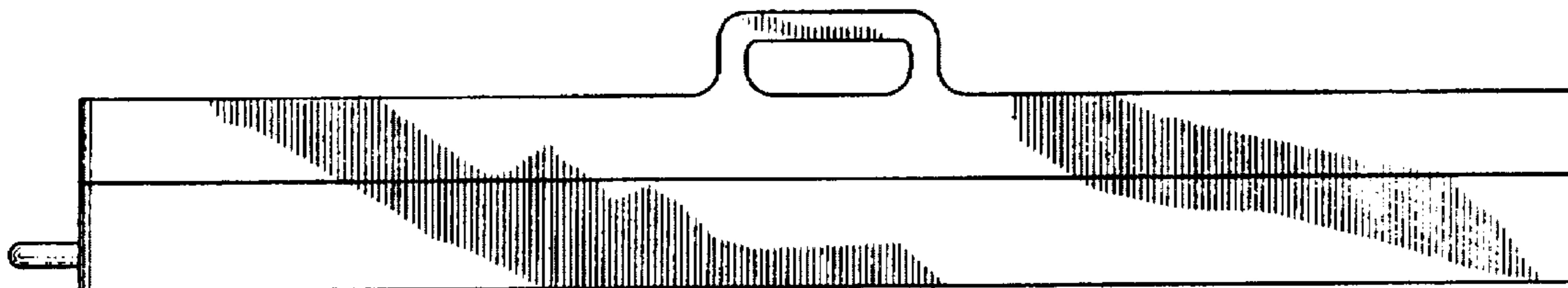


FIG. 1

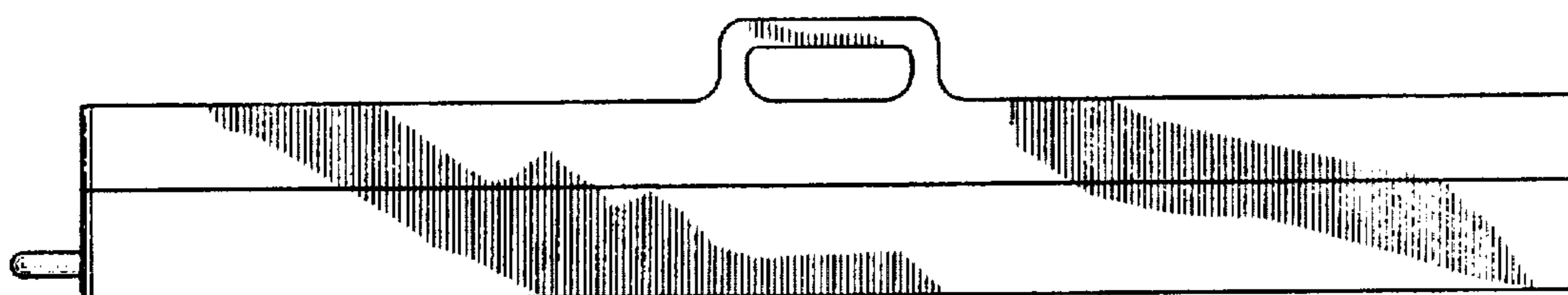


FIG. 2

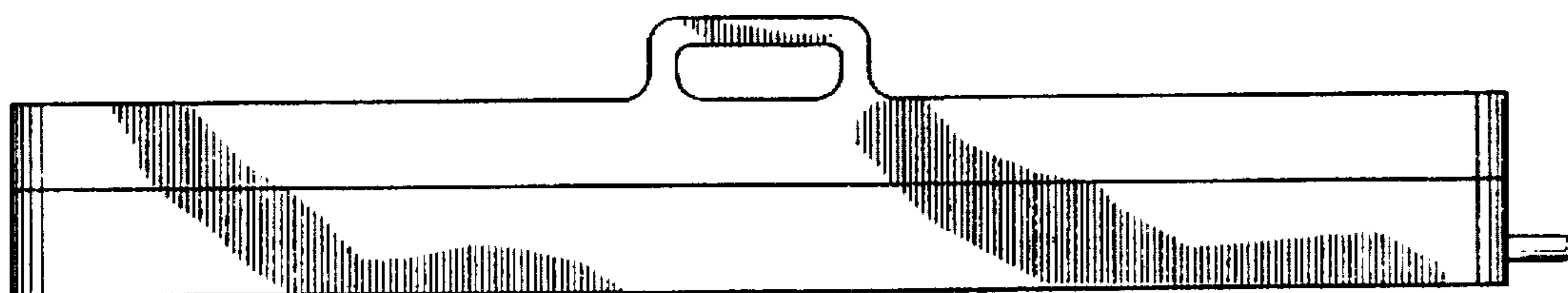


FIG. 3

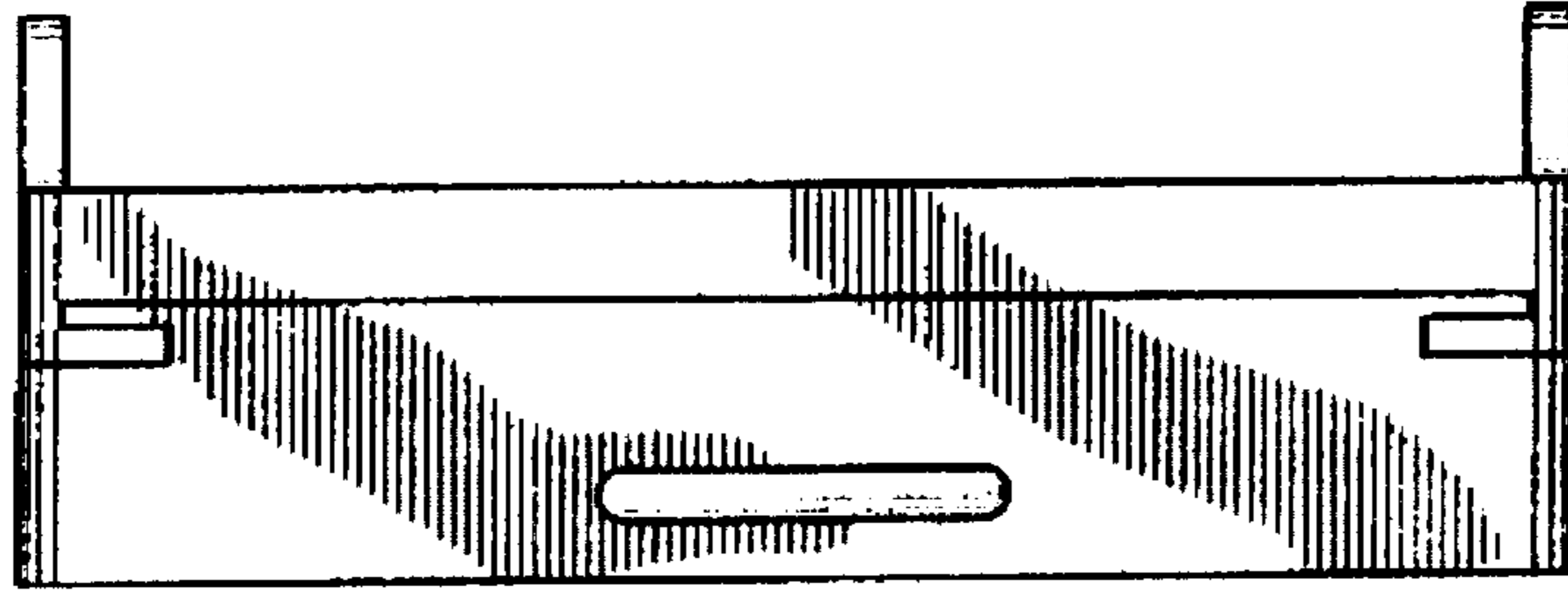


FIG. 4

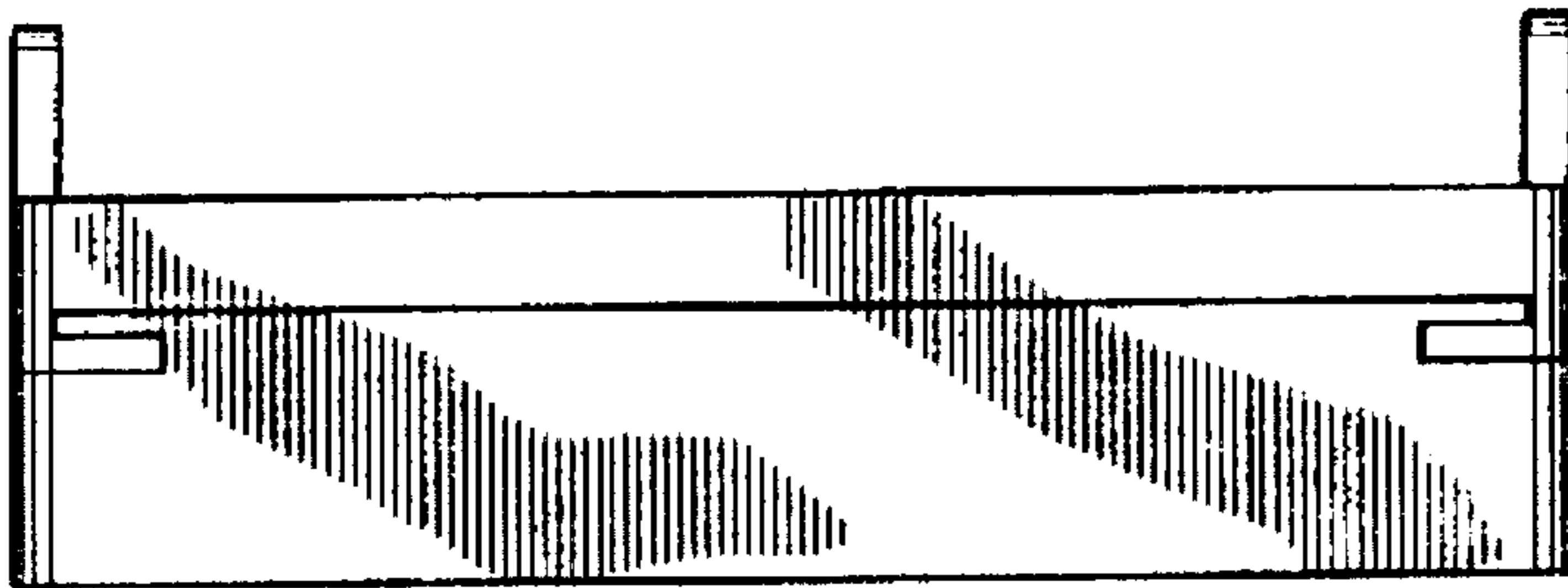


FIG. 5




FIG. 6

