



US00D389014S

United States Patent [19]

Hasegawa

[11] Patent Number: **Des. 389,014**

[45] Date of Patent: ****Jan. 13, 1998**

[54] **KNIFE HANDLE**

[75] Inventor: **Katsumi Hasegawa, Sagamihara, Japan**

[73] Assignee: **Kai. R & D Center Co., Ltd., Gifu-ken, Japan**

[**] Term: **14 Years**

[21] Appl. No.: **43,959**

[22] Filed: **Sep. 14, 1995**

[30] **Foreign Application Priority Data**

Mar. 22, 1995 [JP] Japan 7-7709

[51] LOC (6) Cl. **07-03**

[52] U.S. Cl. **D7/401.2; D8/107**

[58] Field of Search D7/645, 649, 650, D7/401.2; D8/107, 98; D22/118; 30/147-150, 340, 166 R, 157

[56] **References Cited**

U.S. PATENT DOCUMENTS

D. 165,260	11/1951	Baker	D7/395
D. 187,327	3/1960	Daemmer	D22/118
D. 233,122	10/1974	Fauzza	D8/107
D. 236,579	9/1975	Morhack	D8/107
D. 299,413	1/1989	DeCarolis	D8/107 X
D. 303,748	10/1989	Yamagishi	D8/107
D. 329,185	9/1992	Hasegawa	D8/107
D. 333,239	2/1993	Pogue	D8/107
D. 339,512	9/1993	Collins	D8/107
D. 348,818	7/1994	Hasegawa	D8/99

D. 351,328	10/1994	Hasegawa	D8/107
D. 358,529	5/1995	Rich	D22/118
D. 360,817	8/1995	Moyer, Jr. et al.	D8/107
4,825,552	5/1989	Bendickson et al.	30/340

OTHER PUBLICATIONS

Atlanta Cutlery Catalog, 1994, pp. 23 & 39, knife handles.

Primary Examiner—James M. Gandy
Assistant Examiner—Caron D. Veynar
Attorney, Agent, or Firm—Sheridan Ross P.C.

[57] **CLAIM**

The ornamental design for a knife handle, as shown and described.

DESCRIPTION

FIG. 1 is a front perspective view of a knife handle showing my new design;
 FIG. 2 is a left side elevational view thereof, the right side elevational view being a mirror image thereof;
 FIG. 3 is a top plan view thereof;
 FIG. 4 is a bottom plan view thereof;
 FIG. 5 is a rear elevational view thereof;
 FIG. 6 is an enlarged front elevational view thereof;
 FIG. 7 is a left side exploded view of the knife handle on a reduced scale with portions shown in broken lines for illustrative purposes only and form no part of the claimed design; and,
 FIG. 8 is a left side elevational view of the knife handle on a reduced scale in association with a broken line showing of a blade which forms no part of the claimed design.

1 Claim, 3 Drawing Sheets

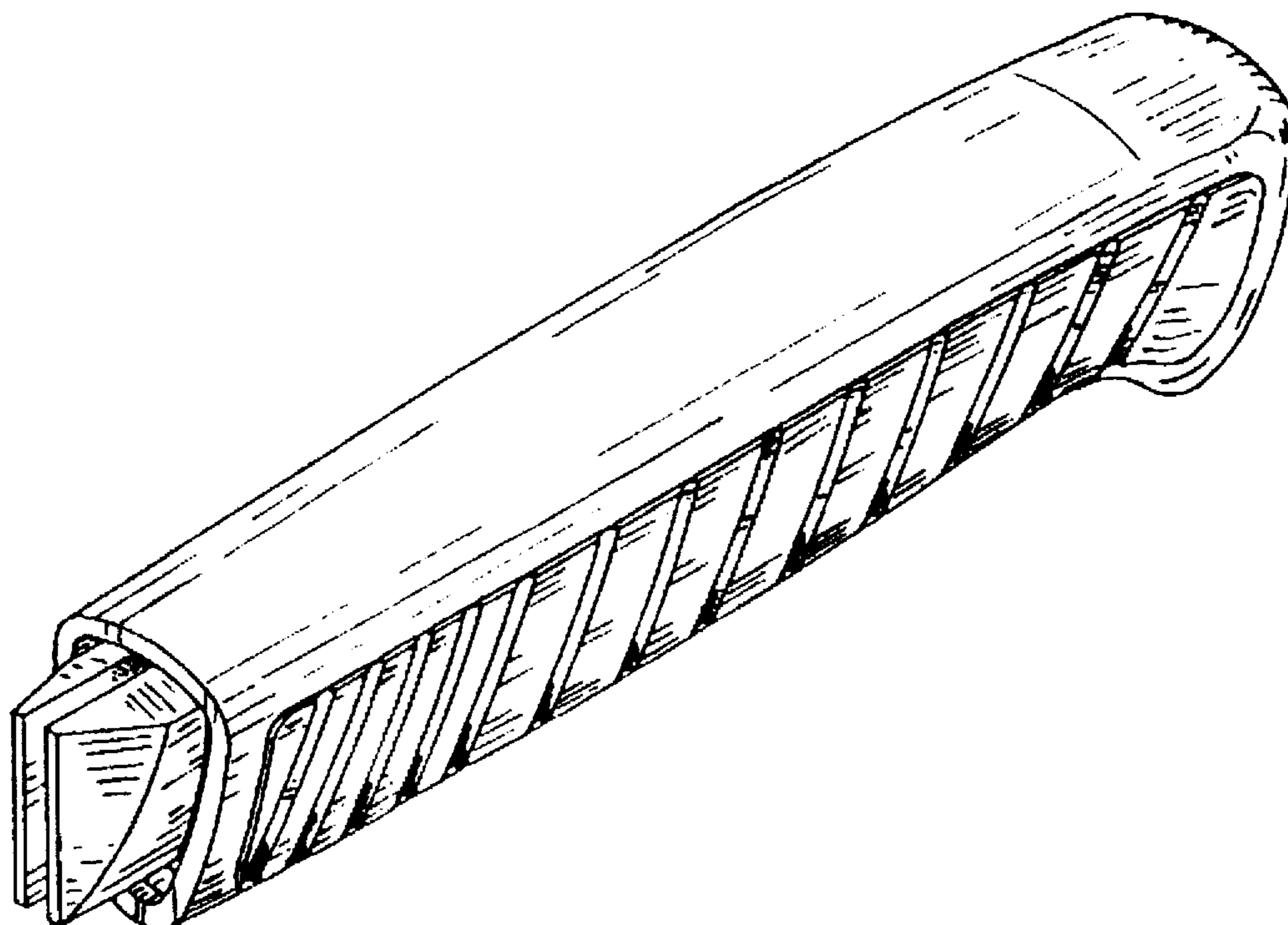


Fig.1

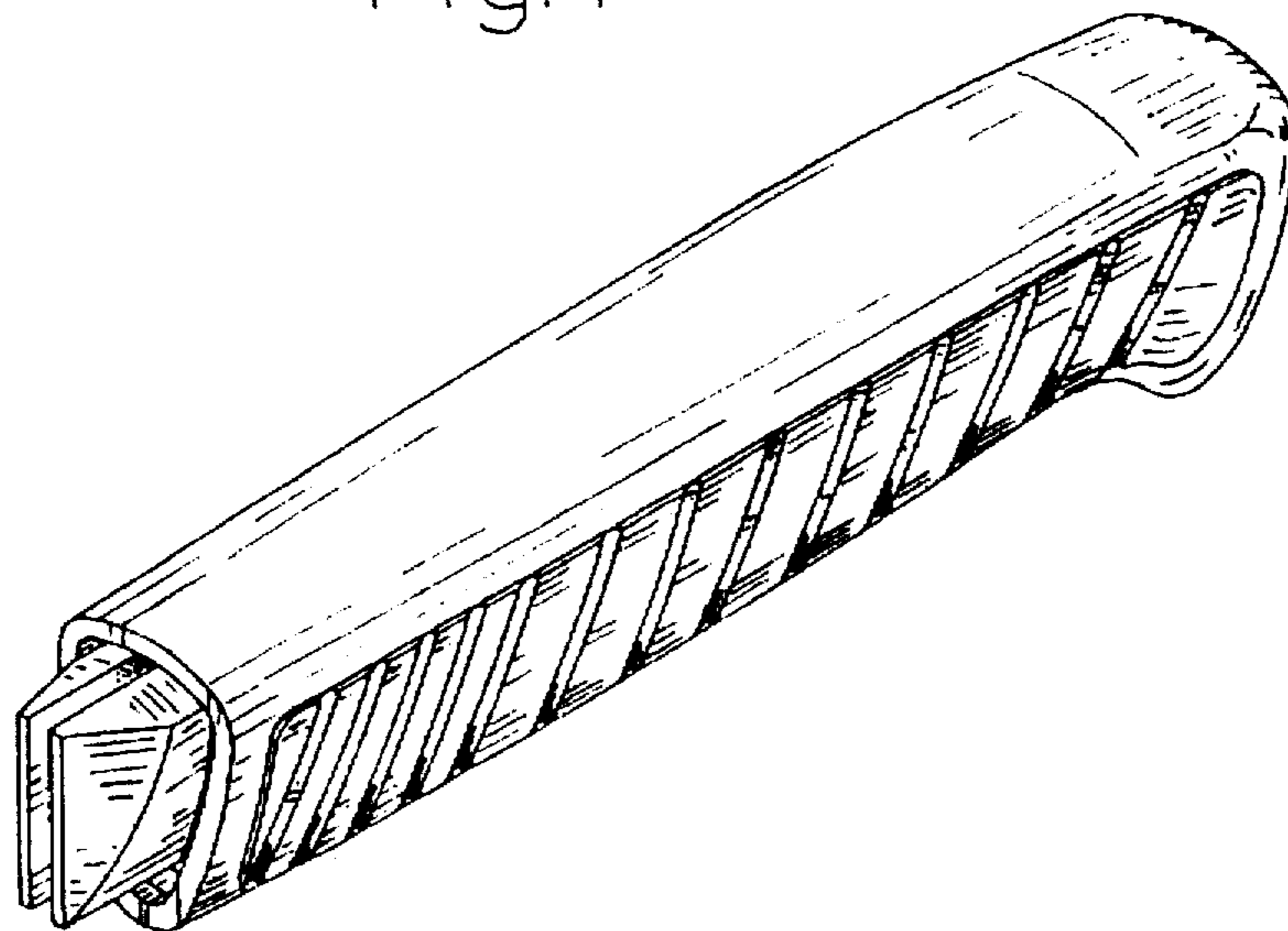


Fig.2




Fig.3




Fig.4




Fig.5

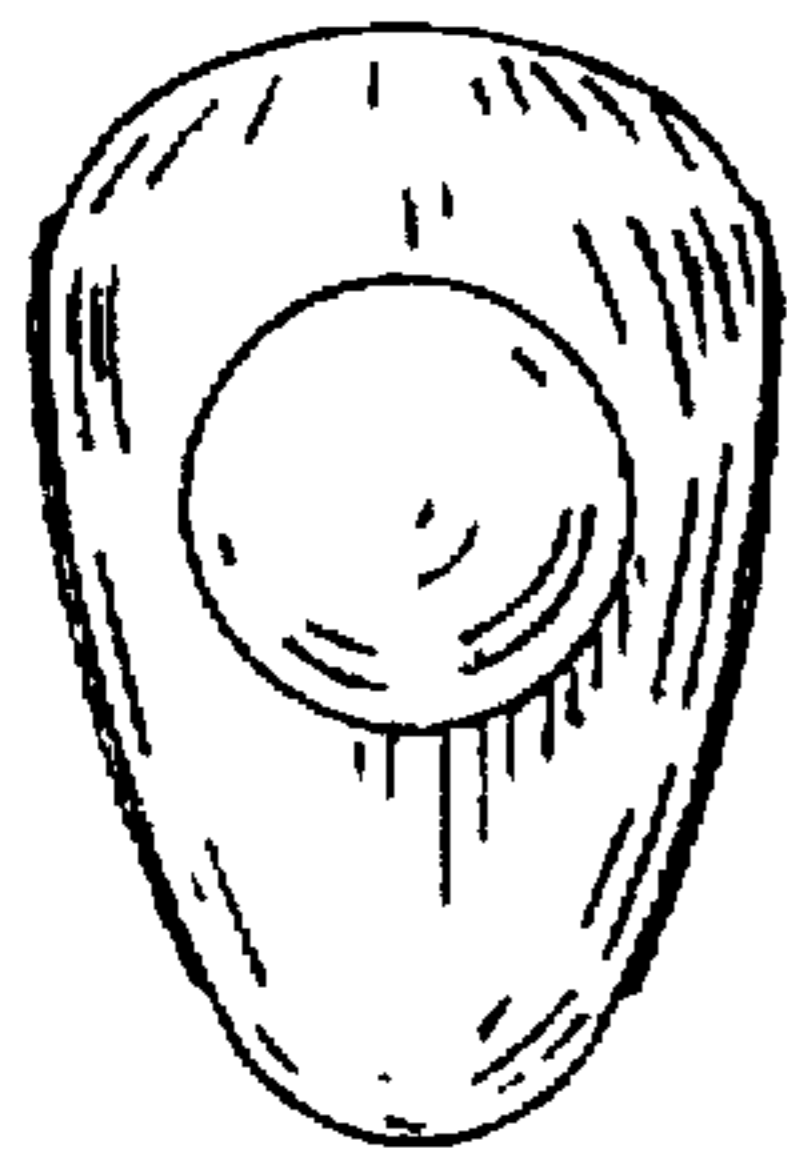


Fig.6

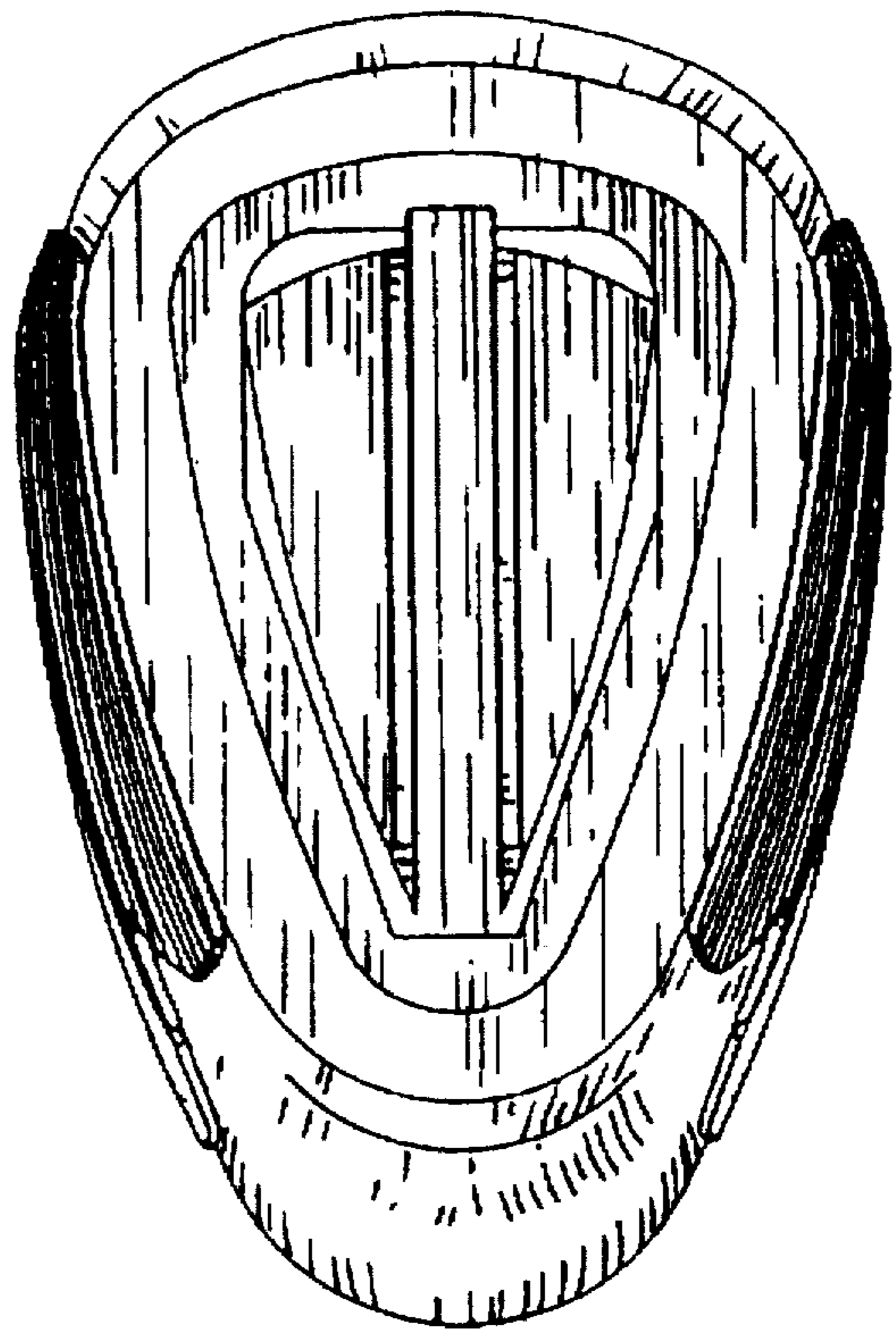


Fig.7




Fig.8

