



US00D389012S

United States Patent [19]
Miller

[11] **Patent Number:** **Des. 389,012**

[45] **Date of Patent:** ****Jan. 13, 1998**

[54] **SEAL WITH COVERED VENT**

[75] **Inventor:** **D. Scott Miller, Orlando, Fla.**

[73] **Assignee:** **Dart Industries Inc., Orlando, Fla.**

[**] **Term:** **14 Years**

[21] **Appl. No.:** **57,558**

[22] **Filed:** **Jul. 26, 1996**

[51] **LOC (6) CL** **07-01**

[52] **U.S. Cl.** **D7/391; D7/629**

[58] **Field of Search** **D7/391, 538-542,**
D7/612-615, 629; 215/235, 237, 306; 220/254,
309.1, 309.2, 338-9, 367.1, 368, 373, 375,
DIG. 19

[56] **References Cited**

U.S. PATENT DOCUMENTS

- D. 287,573 1/1987 Tyler D7/391 X
- D. 366,397 1/1996 Zimmerman D7/629
- 3,917,131 11/1975 Levin .
- 4,607,768 8/1986 Taber et al. .

- 4,821,899 4/1989 Nycz et al. .
- 5,244,113 9/1993 Stymiest .
- 5,363,978 11/1994 Molo .

Primary Examiner—Terry A. Wallace
Attorney, Agent, or Firm—John A. Doninger

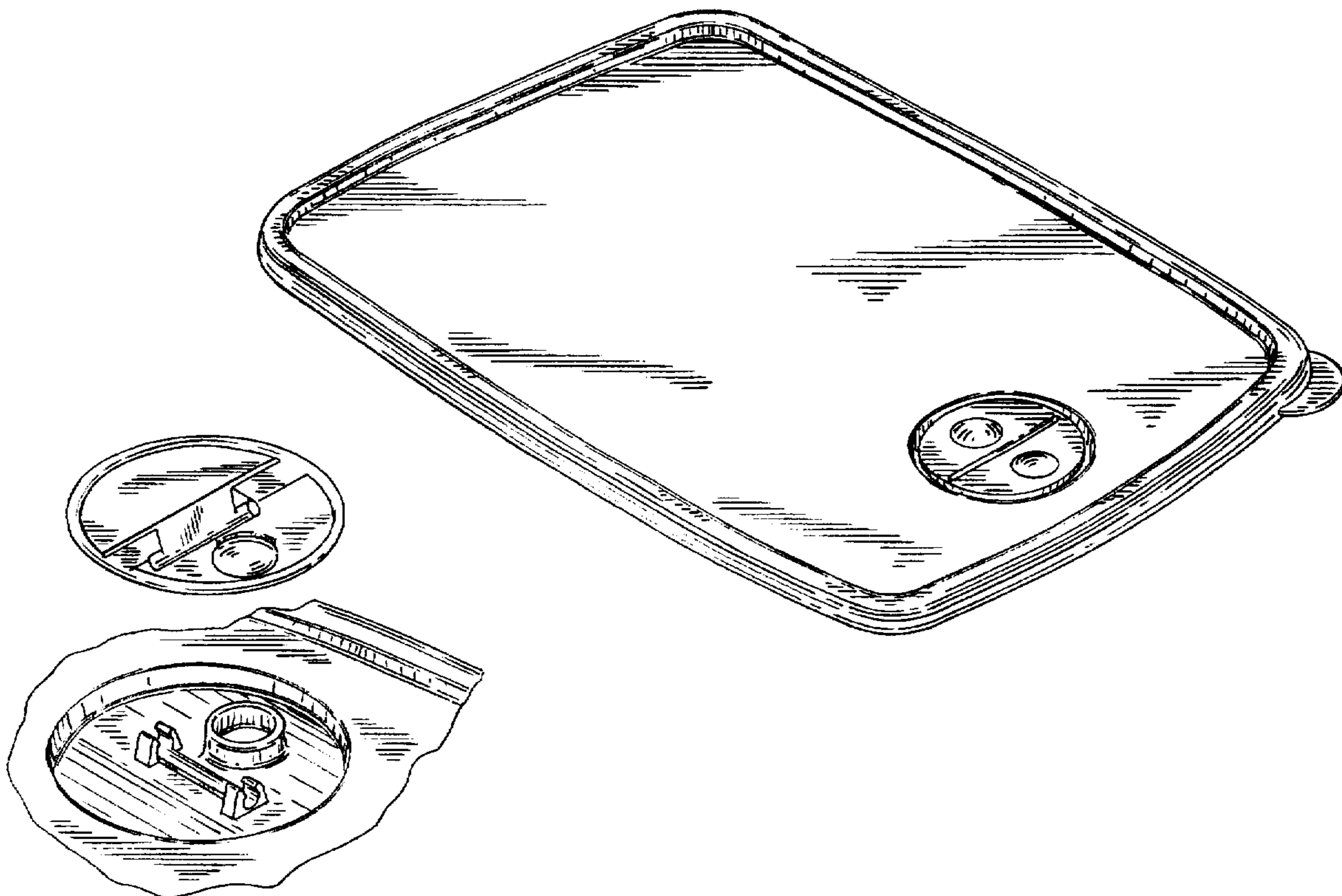
[57] **CLAIM**

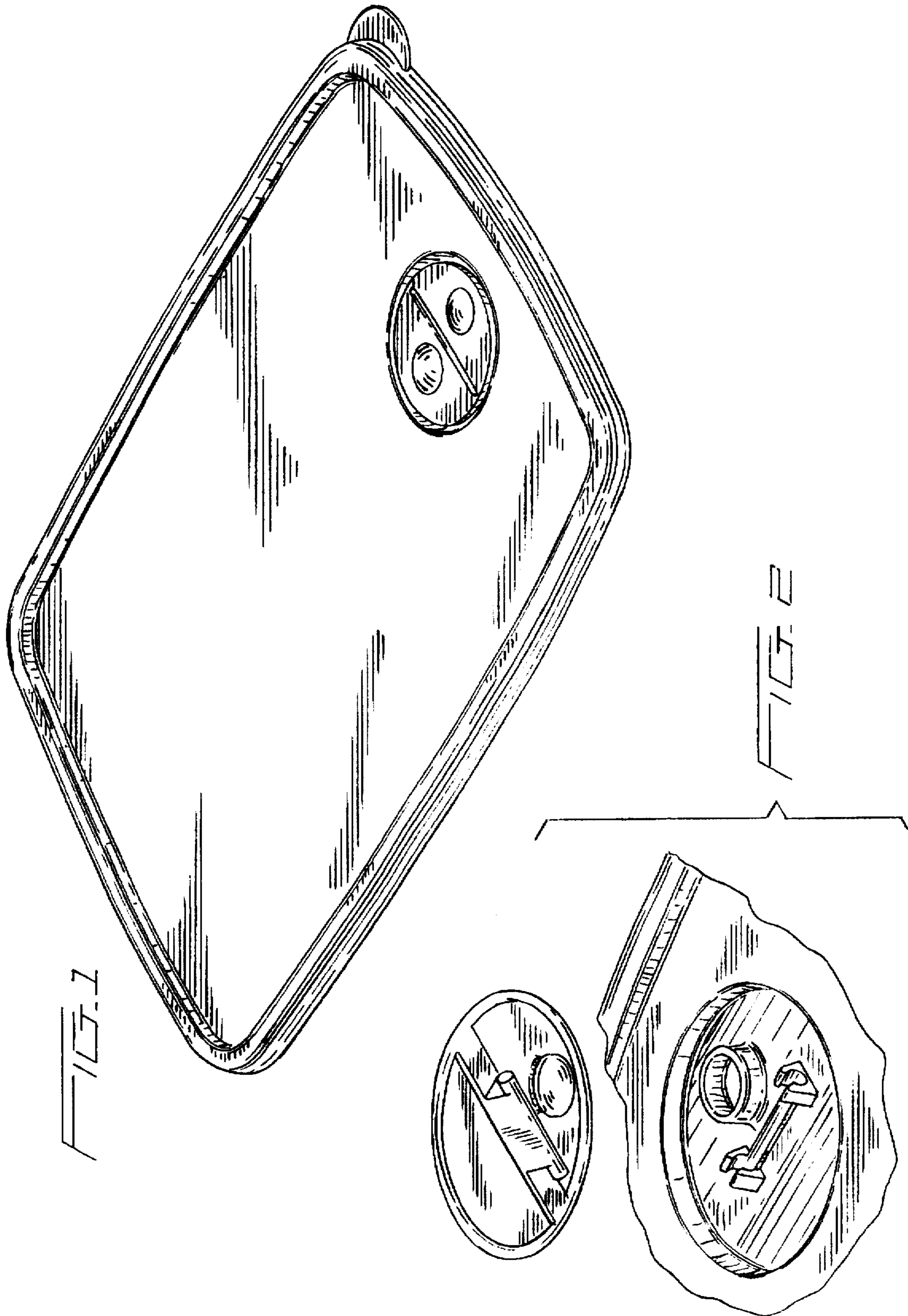
The ornamental design for a seal with covered vent, as shown and described.

DESCRIPTION

- FIG. 1 is a top perspective view of a seal with covered vent showing my new design;
- FIG. 2 is a fragmentary top perspective view thereof with the vent cover exploded;
- FIG. 3 is a top plan view thereof;
- FIG. 4 is a bottom plan view thereof;
- FIG. 5 is a left side elevational view thereof;
- FIG. 6 is a right side elevational view thereof;
- FIG. 7 is a rear elevational view thereof; and,
- FIG. 8 is a front elevational view thereof.

1 Claim, 3 Drawing Sheets





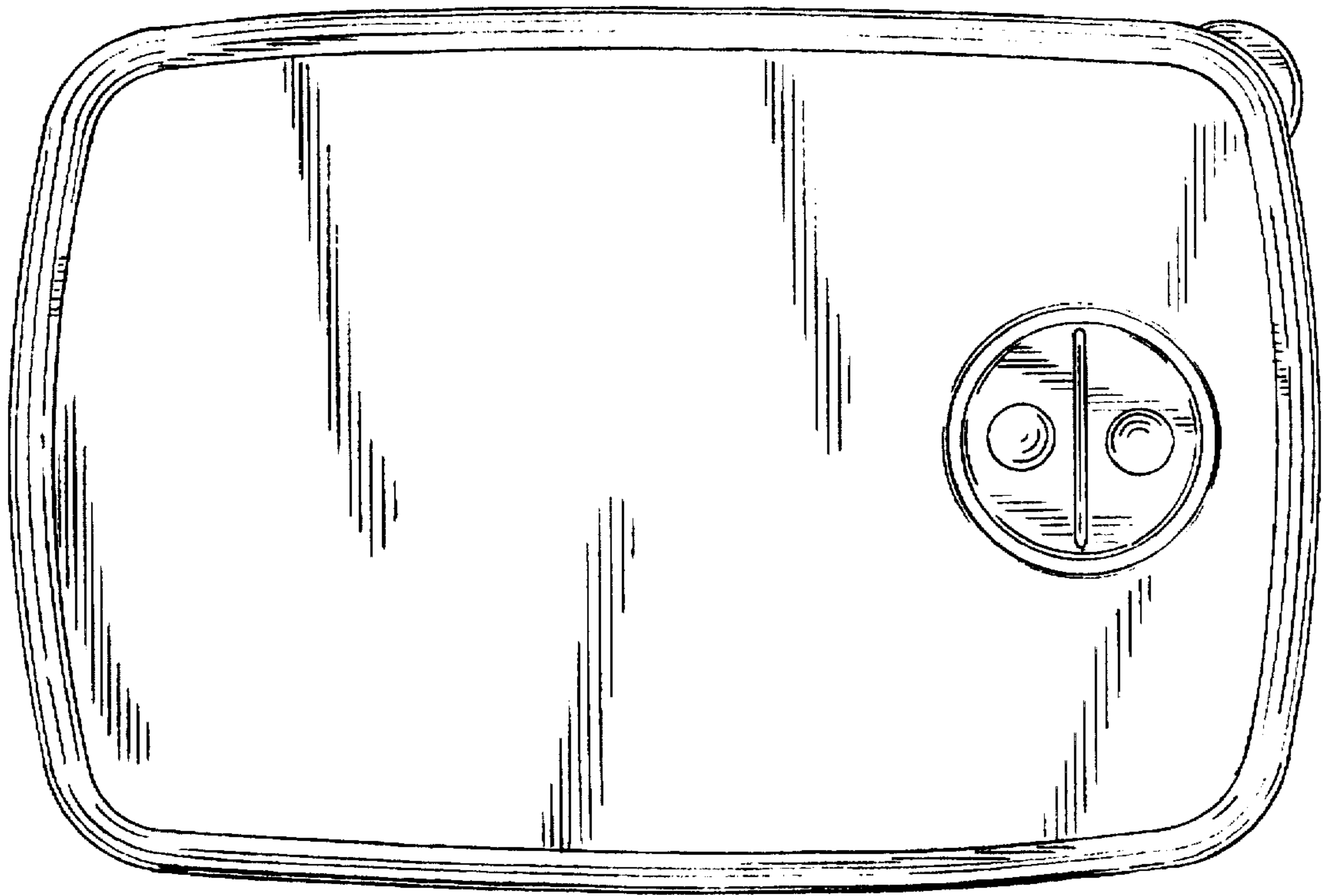
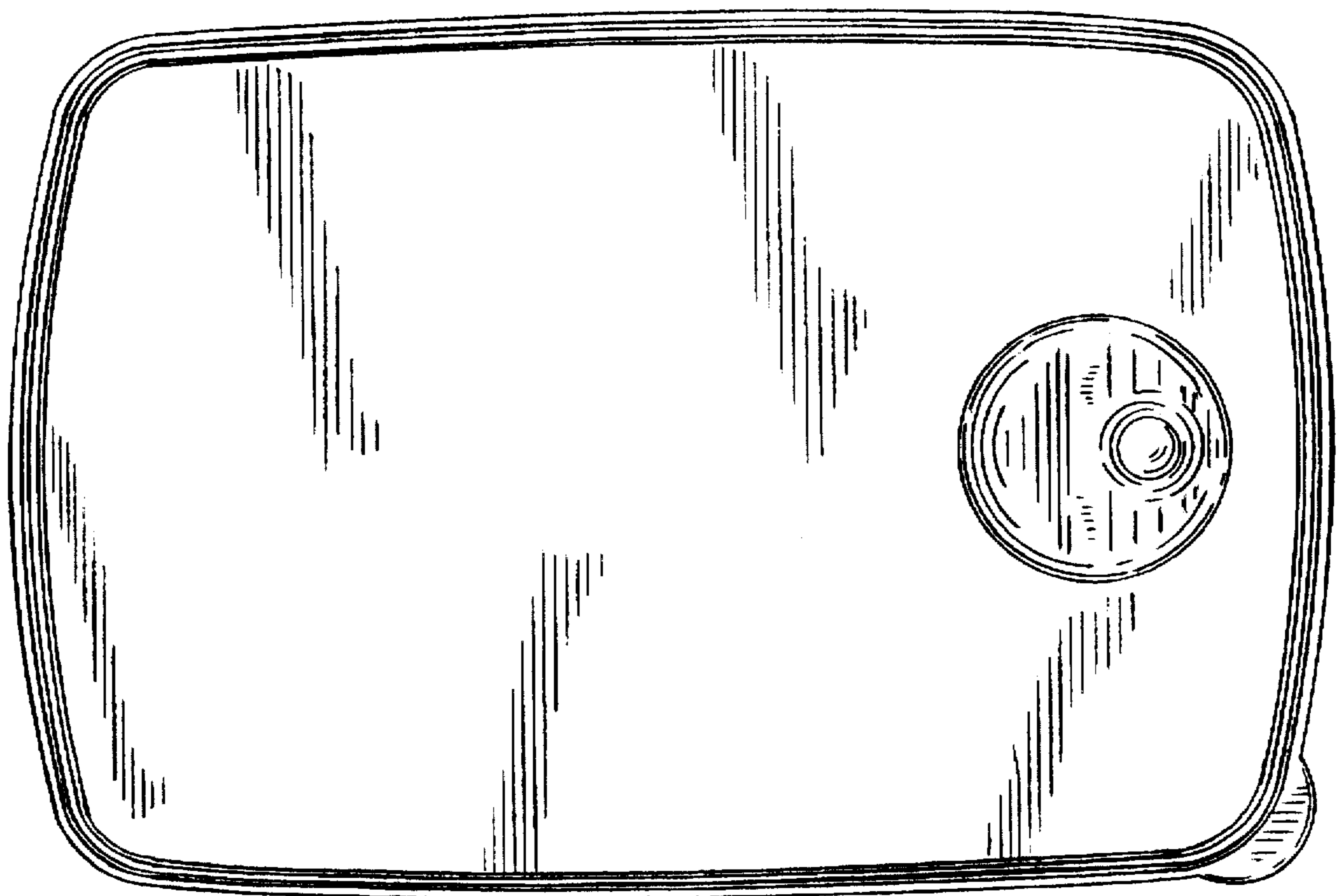


FIG. 3

FIG. 4






FIG. 5

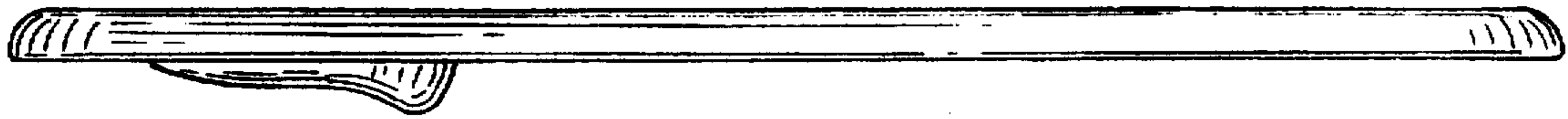


FIG. 6




FIG. 7




FIG. 8